





# TABLE OF CONTENTS

## INFORMATIVE

Winthrop University .....	3
University President.....	4
Area Attractions .....	5
Athletic Directors .....	6
Athletic Complex.....	7
Academic/Student Services.....	8
CHAMPS/Life Skills .....	9
Athletic Training .....	10
Strength & Conditioning.....	11
Program Success By Numbers .....	15
Eagle Field.....	51-53
Matt Horn.....	54
Eagles As Pros .....	55-62

## Meet The Team

Coaching Staff .....	12-15
Players.....	16-18

## CHAMPIONS/NCAA COLLEGE CUP

2002.....	20
2006.....	21
2008.....	22-23
2009.....	24-25
2012.....	26-27
NCAA Tournament Results .....	28

## RECORDS

Individual Season Records (All-Time) .....	29
Individual Goalie Records (All-Time) .....	30
Individual Season Records (NAIA) .....	31
Individual Season Records (NCAA) .....	32
Career Scoring Leaders .....	33
Career Goalie Leaders .....	34
Team Season Records (NAIA) .....	35
Team Season Records (NCAA).....	36
Team Season Records (All-Time).....	37
Year-By-Year Team Stats .....	38
Year-By-Year Record .....	39
All-Time Coaches/Records .....	40
Big South Conference Honors.....	41
All-Americans .....	42
Regional Academic/Athletic Honors .....	43
National/Weekly Season Awards.....	44
Year-By-Year Results .....	45-50







***this is***

***Winthrop University***

***one of America's best***

***where students live, learn and lead***

Founded in 1886, Winthrop University is rated as one of top regional higher education institutions in the nation. The picturesque campus is ideally located in the beautiful upstate section of South Carolina in the growing city of Rock Hill and only 30 minutes from uptown Charlotte, North Carolina.

With its 100-acre main campus and 300-acre athletic complex, Winthrop is home to a student body that numbers nearly 6,400. Unique academic course offerings and modern, well-equipped facilities guarantee a national-caliber education. Winthrop, students excel in an academic environment that is second to none.



# 'We are Eagles, come fly with us'



**Dr. Daniel F. Mahony**  
*Winthrop's 11th President*

**B.S. in accounting from  
Virginia Tech, 1987**

**M.S. in sport management  
from West Virginia, 1990**

**Ph.D. in sport management  
from Ohio State, 1995**

Dr. Daniel F. Mahony became Winthrop University's 11th president on July 1, 2015, after serving for seven years as dean of the College of Education, Health, and Human Services and a professor of sport management at Kent State University in Ohio.

Dr. Mahony also spent 13 years as a faculty member and administrator at the University of Louisville where his positions included sport administration program director, department chair, associate dean, assistant provost, and associate provost. Prior to his faculty and administrative positions, Dr. Mahony worked in both public accounting and intercollegiate athletics.

He earned a B.S. in accounting from Virginia Tech, an M.S. in sport management from West Virginia University, and a Ph.D. in sport management from Ohio State University. He is an active researcher in the areas of sport consumer behavior and intercollegiate athletics and has published more than 60 articles in various refereed journals, several book chapters, and one book.

Dr. Mahony received the 2007 Earle F. Zeigler Award from the North American Society for Sport Management (NASSM) for his research contributions to the field. He is a NASSM Research Fellow and served as the association's president from 2003-2004. Dr. Mahony is the recipient of the 2015 McInnis/Ryan Award from the American Association of University Administrators (AAUA), which recognized his principled and ethical leadership practices, and his scholarship regarding issues of justice and ethics in college, high school and professional sport.

Originally from Clinton, New Jersey, Dr. Mahony has been married for more than 20 years to wife Laura, with whom he has two children, son Gavin and daughter Elena





# Area Attractions

Bank of America Stadium



Charlotte Skyline



Time-Warner Arena



BB&T Ballpark



Downtown Rock Hill  
Ampitheater



Paramount Carowinds  
Theme Park







# Winthrop Athletics



**Tom Hickman**  
*Athletic Director*

Tom Hickman, the dean of Big South Conference athletic directors, is in his 20th year as Winthrop's director of athletics.

Prior to his appointment to that post in 1996, Hickman was the associate athletic director for seven years.

The North Carolina native is a graduate of Wake Forest where he received his bachelor's degree in 1970 and his master's degree in 1974.

Hickman is a member of the National Association of Collegiate Directors of Athletics (NACDA).

He is a former member of the NCAA Div. I Management Council, the NCAA Legislative Review and Interpretations Committee, and the NCAA Minority Opportunities and Interests Committee. He formerly served on the NCAA Div. I Championships/Sports Management Cabinet.

He serves on the Big South Conference Budget and Basketball Tournament Committees.

He and his wife Karen, are the parents of two sons, Wesley and Brett, a daughter, Lauren, and a granddaughter, Aubrey Simone Hickman.



**Dan Murray**  
*Associate AD*  
*Facilities, Operations & Sales*



**Scott McDonald**  
*Associate AD*  
*Compliance, Student Services  
& Donor Relations*



**Jack Frost**  
*Assistant AD*  
*Media Relations*



**Daniel Hopper**  
*Assistant AD*  
*Marketing & Sales*



**Jeff Lahr**  
*Assistant AD*  
*Athletic Training*



# Athletic Complex Is Superb

Winthrop's 300-acre athletic complex includes outdoor venues for baseball, (The Winthrop Ballpark), men's and women's soccer and women's lacrosse (Eagle Field), men's and women's track & field (Belk Track), men's and women's tennis (Memorial Courts), and softball (Terry Field).



Irwin 'Ike' Belk Track



The Winthrop Ballpark



Memorial Courts



Eagle Field



Terry Field





# Academic & Student-Athlete Services

Winthrop Athletics is strongly committed to the welfare and support of its student-athletes through its Academics, Student Services and Compliance offices.

A variety of resources are available to student-athletes in the Rock Hill Coca-Cola Academic Resource Center which is housed in the Winthrop Coliseum. The academic staff works closely with its student-athletes throughout their entire experience at Winthrop to ensure their academic success.



## Graduation Is Our Goal





# CHAMPS/Life Skills Programs

The CHAMPS/Life Skills program provides Winthrop student-athletes with personal development opportunities that challenge and enhance the collegiate experience. The program

is designed to provide leadership and service learning experiences. In addition, programs and seminars address career development, and academic and personal pursuits.







# Athletic Training

Winthrop provides five full-time certified athletic trainers along with three graduate assistant trainers who are dedicated to attaining excellence in all aspects of sports medicine.

Led by the veteran head athletic trainer Jeff Lahr, the staff works hard to deliver the highest quality health care to all of its student-athletes. Lahr, the Assistant Athletic Director for Athletic Training, is in his 20th year at Winthrop.

Several students enrolled in the University's athletic training program are also involved in helping with daily training room and game management duties.

The University athletic training department is teamed up with Dr. William Graham, who serves on staff at Ortho Carolina-Pineville, to provide the best healthcare for its student-athletes.







# Strength & Conditioning

Since Winthrop began its Strength and Conditioning program a little over 10 years ago, it has become a key component to the success of Winthrop Athletics. The program was created to aid in injury prevention and improve athlete performance. All student-athletes receive personal instructions and attention from head strength coach Hayes Galitski and his staff that includes a full-time assistant and graduate assistants.

Galitski is responsible for designing and implementing the strength and conditioning programs for all 18 sports teams. He works closely with each individual coaching staff to design a program that is geared for that particular sport.

Winthrop offers a modern and well-equipped strength and conditioning facility in the coliseum as well as the baseball stadium.



**Head Strength Coach  
Hayes Galitski**





## Head Coach



(27th Season)

*Rich Posipanko*



Rich Posipanko enters his 27th year at Winthrop and 37th season as a head coach for his career in 2015

For the past twenty-six seasons, the Eagles have averaged over 10 wins per season in the toughest region in the Nation. The Eagles were 15-7-1 in 2002 that led to a regular season and tournament Big South championship and NCAA College Cup South Region appearance. In 2005, the Eagles finished 12-8-1 and finished as the Big South Runner-Up for the third time under Posipanko and fifth time overall. In 2006 the Eagles once again claimed the Big South regular season and tournament championship and advanced to the NCAA College Cup South Atlantic Regional with a 15-3-4 record. In 2008 the Eagles were again Big South Regular Season and Tournament Champions with a record of 15-6-1.

Posipanko was also selected Big South Coach of the Year for the third time and led his team back to the NCAA College Cup in 2008. In 2009 the Eagles again were Big South Champions and made it back to the NCAA College Cup with an 11-6-4 record. In 2012, the Eagles once again won the Big South Championship and advanced to the second round of the NCAA College Cup with a record of 12-8-2. They also finished the 2012 season ranked in all three polls. The Eagles have also been successful in the classroom as well, receiving the NSCAA Academic Award seven out of the past eight years for

receiving a 3.0 Team GPA or better.

The Levittown, Pennsylvania, native will look to mold a group of veterans and talented newcomers into a solid team this year which hopefully will make a run at the conference championship and a trip back to the NCAA College Cup. The 1991, 2006 & 2008 Big South Conference Coach of the Year has compiled a career record of 381-263-57 and has a Winthrop mark of 264-214-35. Posipanko is currently ranked 7th among NCAA Division I active coaches in total victories. He is also ranked 21st on the All-Time list for victories. In 2002 he became the winningest coach in Winthrop history with his 134th win. Posipanko is also the winningest coach in Longwood University history with 117 wins and is the All-Time winningest coach in Big South Conference history with 263 total victories. During the 2007 season Posipanko reached the 300 career win mark and joined an elite group of only 52 coaches in NCAA history (all divisions) and 25 coaches at the Div. I level to reach this plateau.

Before coming to Winthrop, Posipanko spent 10 successful years as head coach of Longwood University in Virginia where he compiled a record of 117-49-21. During his last seven years at "The Wood", Posipanko guided his squads to the NCAA Division II top 20 ranking and also developed seven All-Americans.

Posipanko better known as "Gaffer" by his players and peers has had a long list of successes through his years of

coaching. Prior to his position at Longwood, Posipanko served as the assistant coach at College of New Jersey (formally known as Trenton State College) for three years. He also coached the Virginia State Team in the Olympic Development Program from 1986-1989. While at Longwood, Posipanko was honored three times — 1982, 1984, and 1986 — as the Virginia Coach of the Year and in 1982 and 1984 he was tabbed Mid-Atlantic Coach of the Year.

In addition to his college coaching experience, Posipanko coached professionally serving as assistant coach of the Houston Dynamos in the United States Soccer League in 1985.

Posipanko is dedicated to soccer and spends much of his free time trying to improve the college game and give back to the local community with many summer soccer camps and clinics. He has served on numerous committees including the NCAA Academic All-American Selection Committee; chair of the Intercollegiate Soccer Association of America South Rating Board; chair of the NCAA Soccer Selection Committee for the south region; President of the Virginia Intercollegiate Soccer Association; and President of the Big South Conference Soccer Coaches.

Posipanko has helped raise over \$205,000 for Cancer Research over the past six years through his annual Kicks Against Cancer Game, Champions Night and now a new group he is associated with called The Carolinas Kickin It Challenge.

He is also very active on the fundraising front. He has raised over \$250,000 over the years for the soccer program including many of the upgrades to Eagle Field, enhanced scholarship funding and helped increase the operational budget. He also started the Manchester Cup each spring which has become one of the top college showcases in the nation drawing huge crowds.


During his 36 years as a collegiate head coach he's had 156 All-Conference players, 64 All-Region selections, 14 All-Americans, four Olympic team players, four Freshmen of the Year, three Player of the Year, 34 Academic All-Americans, six national team members and a Lowes Senior Award Top 10 finalist and Walter Byers Scholarship Finalist. Also one Walter Byers Scholarship Winner. Over the years 16 of his players have also gone on to play in the professional ranks.

A 1974 graduate of Slippery Rock University with a degree in health and physical education, Posipanko earned his master's degree in the same field with a concentration in administration and athletic management in 1979 from the College of New Jersey (Trenton State College). He is married to the former Gayle Keener of Amelia, VA.





## A Look Back At Rich Posipanko Throughout His Career At Winthrop





## Associate Head Coach



(12th Season)

*Daniel Ridenhour*



Daniel is in his 12th season on the coaching staff and was promoted to Associate Head Coach in 2008. He came to Winthrop after spending three seasons at Georgia State as an assistant coach.

During his time with the Eagles, Ridenhour has helped the program capture three Big South Conference championship squads and four trips to the NCAA College Cup.

While at Georgia State he worked as an assistant coach for the Georgia Boys Olympic Development Program. His 87 Georgia ODP State team won the 2004 ODP Region Championship and went to National Championship in 2005. In addition he was a staff coach for the Forsyth Fusion Club as he trained teams and also provided assistance to club coaches. In 2004 he completed his Master of Science in Sport Administration at Georgia State.

Before he spent three years in the Atlanta, GA area, Ridenhour was a staff coach and U-14 coordinator for Chesapeake Soccer Club for two seasons and a staff coach for the U-16 and technical coach for Beach FC for two seasons as well.

Ridenhour played his college soc-

cer at Old Dominion University. He was a four-year letterman and a team captain in 2000. While at ODU he was a student-athlete mentor and part of the student athlete advisory council. He attended the 2000 NCAA Leadership Conference on behalf of ODU. He also played for the U.S. Youth Soccer Region III team. He was a team member for three seasons and was a pool member for five. He graduated from ODU in December of 2000 with a Bachelor of Science with an emphasis in Sport Management and a minor in Business Management.

Besides coaching soccer, Ridenhour has volunteered for several different events including the NCAA Men's and Women's Final Four, NBA All-Star Weekend, Special Olympics and the American Heart Association-Club Red Gala.

Ridenhour continues to improve his coaching education by attending numerous clinics and coaching schools throughout the year. He also holds a USSF "A" Coaching License.

He is married to Emily and resides in Rock Hill, SC with their two daughters, Phoebe and Winnie Alewine, and sons Paco Roo and Captain.







## **Patrick Mitrovich**

### **Goalkeeper Coach**

Patrick Mitrovich is in his first season of his second stint as the goalkeeper coach for the soccer programs.

Mitrovich served as the goalkeeper coach from 2009-12 following his player career at Winthrop

He helped the Eagle program to Big South Conference Championships in 2006 and 2008. The four-year starter was a three-time All-Big South Conference selection and was the 2005 Big South Freshman of the Year. In 2008 he was selected as the top goalkeeper in the South Atlantic Region. He was an assistant in 2012 when the team made a school record run to the Round of 32 in the NCAA Tournament.

The Marietta, GA native finished his Winthrop career ranked first all-time with a 0.89 goals against average and finished second in shutouts with 19. In four years, Mitrovich combined for a 54-16-7 record. The 54 victories in net is a school record at the NCAA Division I level.

Outside of playing for the Eagles, Mitrovich played for the Atlanta Silverbacks of the Premier Development League for three seasons and this past summer played for Fredericksburg of the PDL. He was also on the 2008 MLS Draft List.

Mitrovich attended Walton High School in Marietta, GA where he was an NSCAA/adidas All-American and the 2005 Georgia Gatorade Player of the Year.

Mitrovich received his master's degree in Business Administration in 2013 and currently resides in Rock Hill, SC with his wife Betsy and step-children Zander and Emery.



## **Brandon Levine**

### **Director of Operations**

Brandon Levine is in his second season as the Director of Operations for the men's soccer program.


Levine graduated from the University of South Carolina in December of 2013 with a degree in Sport and Entertainment Management.

He is no stranger to Winthrop University as he completed a 10-month internship in facilities and operations in the school's athletic department during the 2013-14 calendar year.

Born in Harrisburg, PA, Levine and his family moved to Rock Hill, SC in 1996 where he graduated from Northwestern High School (2007).

For the second consecutive summer, Levine served as director of operations for FC Carolina Discoveries of the National Premier Soccer League (NPSL) in the team's second year of existence.


Levine, who resides in Rock Hill, SC, is the son of Alan and Donna Levine and has a sister Stefanie.




#1 ~ Fabian Broich  
Senior. ~ 6'1  
Goalkeeper  
Rommerskirchan, Germany




#2 ~ Jonathan Cutrone  
R-Freshman ~ 5'7  
Midfielder  
Fort Mill, SC



#3 ~ Jordi Lluch  
Senior ~ 6'1  
Defender  
Matoro, Spain




#4 ~ Alvin Fancoua  
Sophomore ~ 6'0  
Defender  
Douala, Cameroon



#5 ~ C.J. Miller  
Senior ~ 5'7  
Defender  
Raleigh, NC



#6 ~ Julio Zarco  
Senior ~ 5'8  
Defender  
Champaign, IL



#7 ~ Charles Coulson  
Sophomore ~ 6'3  
Forward  
Rock Hill, SC



#8 ~ Magnus Thorsson  
Senior ~ 6'1  
Midfielder  
Reykjavik, Iceland




#9 ~ Marco Gatzke  
Senior ~ 6'0  
Midfielder  
Nottuln, Germany




#10 ~ Patrick Barnes  
Senior ~ 5'8  
Midfielder  
Halifax, Nova Scotia



#11 ~ Jorge Palacio  
Freshman ~ 5'9  
Midfielder  
Madrid, Spain



#12 ~ Nil Vinyals  
Sophomore ~ 5'11  
Forward  
Barcelona, Spain



#13 ~ Kento Ito  
Sophomore ~ 5'11  
Forward  
Queensland, Australia



#14 ~ Jordan Stoddart  
Senior ~ 5'9  
Forward  
Brampton, Ontario

*Click each photo to go to the player's bio*






#15 ~ Sebastian Amaya  
Freshman ~ 6'2  
Midfielder  
Missauga, Ontario




#16 ~ Evan Stout  
Freshman ~ 5'9  
Midfielder  
Indianapolis, IN




#17 ~ Andrew Raad  
Sophomore ~ 6'1  
Defender  
Rock Hill, SC



#18 ~ Max Hasenstab  
Junior ~ 5'9  
Forward  
Idstein, Germany



#19 ~ Kyle Kennedy  
Senior ~ 6'5  
Defender  
Dublin, Ireland




#20 ~ Brandon Anselmo  
Freshman ~ 5'9  
Midfielder  
Charlotte, NC



#21 ~ Pietro Bottari  
Junior ~ 5'9  
Defender  
Greenville, SC




#22 ~ Zack Smythe  
Sophomore ~ 5'9  
Midfielder/Defender  
Columbia, MD



#23 ~ James Skonicki  
Junior ~ 6-2  
Midfielder  
Largo, FL




#24 ~ Phillip Brazell  
Freshman ~ 5'8  
Midfielder  
Greer, SC



#25 ~ Miles Rapp  
Freshman ~ 5'9  
Midfielder  
Dinwiddie, VA



#26 ~ Dakota Hawkins  
R-Freshman ~ 6'0  
Defender  
Florence, SC



#27 ~ Sal Perez  
Sophomore ~ 5'9  
Midfielder  
Orlando, FL




#28 ~ Nate Schmidt  
Junior ~ 6'3  
Midfielder  
Davidsonville, MD


*Click each photo to go to the player's bio*




#29 ~ John Twohig  
Freshman ~ 6'2  
Goalkeeper  
Los Ranchos, NM



#30 ~ Hector Fernandez  
R-Sophomore ~ 6'0  
Goalkeeper  
Weston, FL



#31 ~ Henry Mills  
Sophomore ~ 6'2  
Goalkeeper  
Frederick, MD



#32 ~ Jose Mencia  
Sophomore ~ 5'10  
Midfielder  
San Pedro Sula, Honduras



Members of the 2015 Winthrop men's soccer team are pictured, front row, from left: Patrick Barnes, Brandon Anselmo, Jonathan Cutrone, Julio Zarco, C.J. Miller, Zack Smythe, Sal Perez, Miles Rapp, Phillip Brazell; Jose Mencia, Max Hasenstab, Jordan Stoddart, Pietro Bottari, Hector Fernandez, John Twohig, Fabian Broich, Henry Mills, Alvin Fankoua, Nil Vinyals, Kento Ito, Evan Stout; back row, Daniel Ridenhour, associate head coach, Patrick Mitrovich, goalkeeper coach, Brandon Levine, director of operations, Dakota Hawkins, Magnus Thorsson, Marco Gatzke, Charles Coulson, Kyle Kennedy, Nate Schmidt, Sebastian Amaya, Jordi Lluch, Andrew Raad, James Skonicki, Rich Posipanko, head coach, Daniel Lundy, athletic trainer.

*Click each photo to go to the player's bio*





## ONE OF THE MOST DECORATED PROGRAMS IN THE BIG SOUTH

**8 - Big South Title Game Appearances**

**4 - Big South Championships**

**5 - NCAA College Cup Appearances**

**4 - 15-win Seasons**

**115 - League Victories (2nd All-Time)**

**3 - Big South Players Of The Year**

**3 - National Team Members**

**5 - Big South Tournament MVP's**

**98 - All-Big South Selections**

**4 - Big South Freshmen Of The Year**

**316 - All-Time Victories (2nd Most Among Big South Schools)**



# 2002 Big South Conference Champions

Winthrop captured its first ever Big South Title with a 1-0 overtime victory against #13 Coastal Carolina as Franco Wakhisi was set up for a 1v1 by Dee Vydra and slotted the ball into the corner for the golden goal. The game was played on Eagle Field. It was the second victory over nationally ranked Coastal within a two-week span as Winthrop claimed the regular season and postseason titles. The team made its first trip to the NCAA College Cup as it ran into a tough North Carolina team and suffered a 6-0 loss in the opening round. It was also the school's first 15-win season. Offensively the Eagles finished 5th in the nation in scoring at 2.87 goals per game.







# 2006 Big South Conference Champions



Winthrop captured its second Big South Title with a 3-0 victory over High Point, just one year after falling 1-0 to Coastal Carolina in the title game. Daniel Revivo scored a hat trick in the championship match as he went on to earn Big South Tournament MVP honors. Winthrop advanced to the championship game after defeating Liberty 2-1 in overtime thanks to a golden goal by Henry Kalungi. The Eagles advanced to the NCAA College Cup once again and nearly pulled off an upset as it fell 4-3 in penalties at Old Dominion. For the second time in school history, the Eagles posted 15 wins in a season. The team finished 5th nationally in goals per game at 2.32 and 16th in goals against at 0.73. The team lost just three games all season, still the fewest games lost in a single-season in Winthrop history.







# 2008 Big South Conference Champions



The 2008 Big South Tournament started out with the Eagles cruising to a 7-1 victory over VMI. However, in the semi-finals the Eagles overcame player card suspensions and injuries to outlast Liberty in penalties. The shootout didn't start well for the Eagles as Liberty took a 2-0 lead and then a 3-1 lead after Miquel Casajuana hit the post. With possible defeat looming, the Eagles held on to hope (right) as they looked to Patrick Mitrovich to save the day in net and he did just that. Mitrovich saved the next shot followed by a Liberty player nailing the post as then scored a penalty to make it 3-3 in the shootout. After both teams scored to make it 4-4, Mitrovich came through again with a save (pictured below) that was followed by Daniel Revivo converting on a penalty to send Winthrop to the title game.







# 2008 Big South Conference Champions



In one of the most dramatic title games in league and school history, Winthrop knocked off Coastal Carolina 4-3 in double-overtime on a Daniel Revivo golden goal. Matthew Skonicki scored with 21 seconds left in regulation to tie the game at 3-3 before helping set up the game-winner in overtime.

Skonicki netted four goals in the tournament and earned Big South Tournament MVP honors.

Winthrop advanced to its third NCAA College Cup as it traveled to Williamsburg, VA. Winthrop fell 3-1 to William & Mary in a cold, wet, and snowy evening.








# 2009 Big South Conference Champions



Once again Winthrop took a dramatic route to the Big South Conference title game. They had to win back-to-back penalty shootouts.

Winthrop rallied to defeat Gardner-Webb in the opening round of the championship in a shootout before knocking off top-seeded Coastal Carolina in a shootout in the semi-finals. Freshman goalkeeper Enrique Miranda came up big with numerous saves in during penalties.







# 2009 Big South Conference Champions



Winthrop captured its 4th Big South Conference Championship with a 2-1 victory over third-seeded Liberty thanks to goals by Stephen Nsereko and Matthew Skonicki, who each set up the others goal. Junior Miquel Casajuana was named the Big South Tournament Most Valuable Player as he netted the game-winning penalty in the first two games of the tournament.







# 2012 SEASON (NCAA COLLEGE CUP)



The 2012 season was full of exciting games and finishes as Winthrop made its 5th NCAA College Cup appearance in school history. The Eagles played in seven overtime games on the year and 12 one-goal games. Winthrop captured overtime victories over Wofford, East Tennessee State, Gardner-Webb as well as Liberty and Radford in the Big South Tournament.

Winthrop's run in the conference tournament began at Liberty as the Eagles trailed 1-0 with 16 minutes to play after yielding a goal. A fortunate bounce set up Marc Segarra as he chipped the keeper to tie the game at 1-1 with seven and a half minutes to play. About four and a half minutes into the extra period, Mason Lavalett redirected a cross off the head of Achille Obougou for the golden goal. In the conference tourney semi-finals, Alex Isern rescued the Eagles (playing with 10 men) as he ripped home a shot inside the box to put Winthrop into the championship game for the 8th time. Lavalett netted a goal in the championship game with 1:10 left as Winthrop got past Coastal Carolina 3-2 to advance to the NCAA College Cup.







# 2012 SEASON (NCAA COLLEGE CUP)



Winthrop became just the second team in league history to advance to the Round of 32 in the NCAA College Cup. The Eagles were matched up against Southern Methodist University (SMU) in Dallas, TX and ended up stunning the Mustangs with a 3-1 victory in penalties. Once again, Enrique Miranda rose to the occasion and made three saves to help Winthrop advance.

Just like so many times during the season, Winthrop scored a late goal to tie the match at 1-1 and nearly won it in overtime when Marc Segarra hit the post on a shot from the top of the 18-yard box. The Eagles were knocked out of the next round at Louisville.





# NCAA HISTORY

**Years: 2002, 2006, 2008, 2009, 2012**  
**Overall Record: 0-3-2**

## 2012 - Second Round

### *First Round-(Dallas, TX)*

Winthrop 1, SMU 1

(Advance 3-1 on penalties)

### *Second Round-(Louisville, KY)*

#17 Louisville 5, Winthrop 0

## 2009 - First Round

### *(Durham, NC)*

#20 Duke 3, Winthrop 2

## 2008 - First Round

### *(Williamsburg, VA)*

William & Mary 3, Winthrop 1

## 2006 - First Round

### *(Norfolk, VA)*

Old Dominion 0, Winthrop 0

(ODU Advance 4-3 on penalties)

## 2002 - First Round

### *(Chapel Hill, NC)*

#17 North Carolina 6, Winthrop 0

## 2002 NCAA TOURNAMENT TEAM



## 2006 NCAA TOURNAMENT TEAM



## 2008 NCAA TOURNAMENT TEAM



## 2009 NCAA TOURNAMENT TEAM



## 2012 NCAA TOURNAMENT TEAM







# Individual Season Records (All-Time)

## GOALS

22	Jean Bonnard (1987)
21	Francis Wakhisi (2002)
21	Frankie Griffin (1977)
21	Carlos Gonzalez (1978)
20	Carlos Gonzalez (1979)
20	Tim Peay (1977)
18	Andrew Uglehus (1994)
17	Saidi Isaac (2005)
17	Saidi Isaac (2006)
17	Tim Peay (1978)

## GOALS PER GAME

1.13	Andrew Uglehus (1994)
1.00	Jean Bonnard (1987)
0.91	Francis Wakhisi (2002)
0.87	Gareth Hayden (2001)
0.86	Max Hasenstab (2014)
0.85	Saidi Isaac (2006)
0.81	Saidi Isaac (2007)
0.78	Scott Rawlins (1996)
0.78	Robbie Blake (1993)
0.76	Daniel Revivo (2007)

## ASSISTS

17	Scott Millar (1994)
15	Mitch Long (1977)
14	Jean Bonnard (1987)
14	David Kenga (2006)
13	Michael Chumah (2003)
13	Carlos Gonzalez (1978)
13	Choco Gutierrez (1984)
12	Jerry Vidale (1983)
12	Larry Tavino (1983)
12	Jimmy Coman (1987)

## ASSISTS PER GAME

.94	Scott Millar (1996)
.77	Michael Chumah (2003)
.64	Jean Bonnard (1987)
.60	Scott Millar (1994)
.67	David Kenga (2006)
.58	Dave Oldham (1998)
.57	Choco Gutierrez (1984)
.55	Jimmy Coman (1987)
.50	Jerry Vidale (1983)
.48	Larry Tavino (1983)

## POINTS

58	Jean Bonnard (1987)
55	Carlos Gonzalez (1978)
51	Frankie Griffin (1977)
50	Tim Peay (1977)
47	Francis Wakhisi (2002)
45	Carlos Gonzalez (1979)
42	Frankie Griffin (1978)
41	Andrew Uglehus (1994)
40	Saidi Isaac (2006)

39	Saidi Isaac (2005)
39	Tim Peay (1978)

## POINTS PER GAME

2.64	Jean Bonnard (1987)
2.56	Andrew Uglehus (1994)
2.04	Francis Wakhisi (2002)
1.95	Saidi Isaac (2006)
1.93	Max Hasenstab (2014)
1.93	Gareth Hayden (2001)
1.90	Saidi Isaac (2005)
1.83	Scott Rawlins (1996)
1.77	Carlos Gonzalez (1981)
1.76	Daniel Revivo (2007)

## GAMES PLAYED

25	Choco Gutierrez (1983)
25	Steve Wagner (1983)
25	Larry Tavino (1983)
25	Alex Herrera (1983)
25	Steve Robbins (1983)
24	Several Players

## SHOTS

129	Frankie Griffin (1977)
111	Jerry Vidale (1983)
104	Carlos Gonzalez (1978)
95	Tim Peay (1977)
87	Frankie Griffin (1976)
86	Frankie Griffin (1978)
85	Scott Rawlins (1996)
82	Tim Peay (1978)
82	Doug Aldridge (1985)
79	Tom Haxton (1982)

## GAME-WINNING GOALS

8	Francis Wakhisi (2002)
5	Daniel Revivo (2008)
5	Thorvaldur "Valli" Arnason (2001)
5	Matthew Skonicki (2009)
5	Larry Tavino (1984)
5	Andrew Uglehus (1994)
4	11 players (most recent Max Hasenstab 2013)




*Franco Wakhisi* scored 34 goals in just two seasons with the Eagles



*Michael Chumah* finished 3rd nationally in assists per game in 2003 as he finished with 12 in 17 games played and totaled 22 in his three seasons at Winthrop



*Andrew Uglehus* has the best goals per game in a single-season in school history



*Scott Millar* holds the single-season mark for assists (17) and is tied for 19th all-time in NCAA Div. I history with 0.94 assists per game in 1996

Stats Prior To 1981 Did Not Provide Games Played/Games Started



# Individual Goalkeeping Season Records (All-Time)

## LOWEST GOALS AGAINST AVERAGE

0.64	Steve Winton (2003)
0.68	Patrick Mitrovich (2007)
0.73	Patrick Mitrovich (2006)
0.80	Scott Hogdin (1983)
0.84	Steve Pereira (1991)
0.90	Bob Bowen (1981)
0.96	Bob Masella (1982)
1.00	Bryan Cripps (1984)
1.02	Guilherme Avelar (2013)
1.08	Patrick Mitrovich (2005)

## SAVES

234	Bob Bowen (1978)
180	Bob Masella (1982)
147	Bob Bowen (1980)
145	Matt McGonegal (1987)
140	Andy Woodhurst (1976)
123	Matt McGonegal (1986)
113	Chuck Loughry (1989)
112	Bob Bowen (1979)
111	Bob Bowen (1981)
104	Steve Winton (2002)

## SAVES PER GAME

15.6	Bob Bowen (1978)
8.2	Bob Masella (1982)
7.5	Chuck Loughry (1989)
6.7	Bob Bowen (1980)
6.6	Matt McGonegal (1986)
6.2	Roger Williams (1995)
5.9	Matt McGonegal (1987)
5.9	Kevin Riley (1983)
5.6	Chuck Loughry (1990)
5.3	Bob Bowen (1981)
5.2	Enrique Miranda (2011)

## SAVE PERCENTAGE

.896	Bob Masella (1982)
.879	Steve Winton (2003)
.854	Bob Bowen (1981)
.840	Bob Bowen (1980)
.837	Kevin Riley (1983)
.829	Patrick Mitrovich (2007)
.818	Guilherme Avelar (2013)
.818	Bob Bowen (1979)
.808	Chuck Loughry (1990)
.807	Chuck Loughry (1989)

## WINS

16	Bob Bowen (1979)
15	Bob Bowen (1981)
15	Bob Bowen (1978)
14	Patrick Mitrovich (2006)
14	Patrick Mitrovich (2008)
13	Steve Winton (2002)
12	Justin Stevens (1998)

11	Enrique Miranda (2009)
11	Matt McGonegal (1987)
10	Bob Bowen (1980)
10	Patrick Mitrovich (2007)

## LOSSES

12	Bob Bowen (1980)
11	Bob Bowen (1978)
11	Andy Woodhurst (1976)
10	Steve Winton (2004)
10	Matt McGonegal (1987)
9	Bob Masella (1982)
9	Justin Stevens (2000)
8	Enrique Miranda (2011)
8	Justin Stevens (1998)
7	Steve Winton (2002)
7	Justin Stevens (1997)

## TIES

4	Enrique Miranda (2009)
4	Patrick Mitrovich (2006)
4	Bob Masella (1982)
3	Justin Stevens (1997)
2	Enrique Miranda (2012)
2	Steve Winton (2001)


## MINUTES PLAYED

2340:00	Bob Bowen (1978)
2055:23	Steve Winton (2002)
1980:00	Bob Bowen (1979)
1970:00	Enrique Miranda (2009)
1964:21	Patrick Mitrovich (2006)
1942:42	Patrick Mitrovich (2008)
1898:00	Justin Stevens (1998)
1770:00	Matt McGonegal (1987)
1764:00	Matt McGonegal (1986)
1745:00	Justin Stevens (1997)
1595:00	Chuck Loughry (1990)
1584:54	Patrick Mitrovich (2007)

## SHUTOUTS (Solo/shared combined)

10	Bob Bowen (1981)
9	Bob Bowen (1980)
9	Bob Bowen (1979)
8	Patrick Mitrovich (2006)
7	Justin Stevens (1998)
7	Steve Pereira (1991)
6	Bob Masella (1982)
6	Matt McGonegal (1987)
5	Bob Bowen (1978)
5	Bryan Cripps (1984)
5	Kevin Riley (1983)
5	Hendrick Deichman (1988)
5	Patrick Mitrovich (2008)

Justin Stevens - 12 wins in 1998



Bob Bowen ranks among the Top 10 in several categories



Steve Winton has the best goals against average in school history in a single-season



Patrick Mitrovich started in three Big South Conference Title Games





## OFFENSIVE

## GOALS

21	Carlos Gonzalez (1978)
21	Frankie Griffin (1977)
20	Carlos Gonzalez (1979)
20	Tim Peay (1977)
17	Tim Peay (1978)
16	Frankie Griffin (1978)
15	Doug Aldridge (1985)
14	Hassen Regimand (1982)
14	Carlos Gonzalez (1981)
12	John Simmons (1984)
12	John Newcomb (1984)
12	Jerry Vidale (1983)

## GOALS PER GAME

1.00	Frankie Griffin (1977)
0.95	Tim Peay (1977)
0.91	Carlos Gonzalez (1979)
0.81	Carlos Gonzalez (1978)
0.71	Doug Aldridge (1985)
0.71	Frankie Griffin (1976)
0.67	Hassen Regimand (1982)
0.67	Carlos Gonzalez (1981)
0.65	Tim Peay (1978)
0.62	Frankie Griffin (1978)

## ASSISTS

15	Mitch Long (1977)
13	Carlos Gonzalez (1978)
13	Choco Gutierrez (1984)
12	Jerry Vidale (1983)
12	Larry Tavino (1983)
10	John Simmons (1984)
10	Frankie Griffin (1978)
10	Tim Peay (1977)
9	Carlos Gonzalez (1981)
9	Mike Pino (1978)
9	West Jenkins (1978)
9	Frankie Griffin (1977)
9	Mike Mitcheltree (1977)

## ASSISTS PER GAME

0.71	Mitch Long (1977)
0.57	Choco Gutierrez (1984)
0.50	Jerry Vidale (1983)
0.50	Carlos Gonzalez (1978)
0.48	Larry Tavino (1983)
0.48	Tim Peay (1977)
0.47	Mitch Long (1976)
0.43	Tim Gandy (1981)
0.43	Mike Mitcheltree (1977)
0.43	Frankie Griffin (1977)

## POINTS

55	Carlos Gonzalez (1978)
51	Frankie Griffin (1977)
50	Tim Peay (1977)
45	Carlos Gonzalez (1979)

## Individual Season Records (NAIA)

45	Carlos Gonzalez (1979)
42	Frankie Griffin (1978)
39	Tim Peay (1978)
37	Carlos Gonzalez (1981)
36	Jerry Vidale (1983)
35	Doug Aldridge (1985)

## POINTS PER GAME

2.43	Frankie Griffin (1977)
2.38	Tim Peay (1977)
2.12	Carlos Gonzalez (1978)
2.04	Carlos Gonzalez (1979)
1.76	Carlos Gonzalez (1981)
1.67	Doug Aldridge (1985)
1.62	Frankie Griffin (1978)
1.59	Frankie Griffin (1976)
1.50	Jerry Vidale (1983)
1.50	Tim Peay (1978)

## GAMES PLAYED (records spotty prior to 1981)

25	Choco Gutierrez (1983)
25	Steve Wagner (1983)
25	Larry Tavino (1983)
25	Alex Herrera (1983)
25	Steve Robbins (1983)
24	**Several Players**

## SHOTS

129	Frankie Griffin (1977)
111	Jerry Vidale (1983)
104	Carlos Gonzalez (1978)
95	Tim Peay (1977)
87	Frankie Griffin (1976)
86	Frankie Griffin (1978)
82	Tim Peay (1978)
82	Doug Aldridge (1985)
81	Jeff Clausen (1981)
79	Tom Haxton (1982)



Carlos Gonzalez is one of the most prolific scorers in school history



Bob Masella Earned All-America Honors For His 1982 Season

## GOALKEEPING

## WINS (not all season's GK records kept)

16	Bob Bowen (1979)
15	Bob Bowen (1978)
15	Bob Bowen (1981)
10	Bob Bowen (1980)
9	Bob Masella (1982)
4	Andy Woodhurst (1976)

## LOSSES

12	Bob Bowen (1980)
11	Bob Bowen (1978)
11	Andy Woodhurst (1976)
9	Bob Masella (1982)
6	Bob Bowen (1981)
5	Bob Bowen (1979)

## TIES

4	Bob Masella (1982)
2	Andy Woodhurst (1976)
1	Bob Bowen (1979)

## SAVES

234	Bob Bowen (1978)
180	Bob Masella (1982)
147	Bob Bowen (1980)
140	Andy Woodhurst (1976)
118	Kevin Riley (1983)
112	Bob Bowen (1979)
111	Bob Bowen (1981)
68	Tim Mahon (1977)
60	Bryan Cripps (1984)
58	Bryan Cripps (1985)

## SHUTOUTS (Solo/shared combined)

10	Bob Bowen (1981)
9	Bob Bowen (1980)
9	Bob Bowen (1979)
6	Bob Masella (1982)
5	Bob Bowen (1978)
5	Bryan Cripps (1984)
5	Kevin Riley (1983)
3	Andy Woodhurst (1976)
2	Doug Cooper (1984)

## GOALS AGAINST AVERAGE

0.80	Scott Hogdin (1983)
0.90	Bob Bowen (1981)
0.96	Bob Masella (1982)
1.00	Bryan Cripps (1984)
1.14	Bob Bowen (1979)
1.20	Kevin Riley (1983)
1.27	Bob Bowen (1980)
1.71	Tim Mahon (1977)
2.27	Bob Bowen (1978)
2.60	Bryan Cripps (1985)



# Individual Season Records (NCAA)

## GOALS

22	Jean Bonnard (1987)
21	Francis Wakhisi (2002)
18	Andrew Uglehus (1994)
17	Saidi Isaac (2005)
17	Saidi Isaac (2006)
14	Daniel Revivo (2008)
13	Francis Wakhisi (2001)
13	Daniel Revivo (2007)
13	Matthew Skonicki (2009)
13	Daniel Revivo (2006)
13	Matthew Skonicki (2008)
13	Gareth Hayden (2001)
13	Thorvaldur "Valli" Arnason (2001)
13	Paul Hayward (1998)
13	Bjorgvin Fredriksson (1997)

## GOALS PER GAME

1.12	Andrew Uglehus (1994)
1.00	Jean Bonnard (1987)
0.91	Francis Wakhisi (2002)
0.87	Gareth Hayden (2001)
0.86	Max Hasenstab (2014)
0.85	Saidi Isaac (2005)
0.81	Saidi Isaac (2006)
0.78	Robbie Blake (1993)
0.78	Scott Rawlins (1996)
0.76	Daniel Revivo (2007)

## ASSISTS

17	Scott Millar (1996)
14	Jean Bonnard (1987)
14	David Kenga (2006)
13	Michael Chumah (2003)
12	Jimmy Coman (1987)
11	Dave Oldham (1998)
10	Barry Murray (1987)
10	Michael Luk (1987)
10	Daniel Revivo (2006)
9	Matthew Skonicki (2009)
9	Daniel Revivo (2008)
9	Gary Baker (1994)
9	Scott Millar (1994)
9	Jimmy Coman (1986)

## ASSISTS PER GAME

0.94	Scott Millar (1996)
0.71	Michael Chumah (2003)
0.67	David Kenga (2006)
0.64	Jean Bonnard (1987)
0.60	Scott Millar (1994)
0.55	Jimmy Coman (1987)
0.52	Dave Oldham (1998)
0.48	Michael Luk (2009)
0.47	Gary Baker (1994)
0.47	Michael Chumah (2005)

## GAME-WINNING GOALS (Stat kept since 1984)

8	Francis Wakhisi (2002)
5	Andrew Uglehus (1994)
5	Daniel Revivo (2008)
5	Matthew Skonicki (2009)
5	Thorvaldur "Valli" Arnason (2001)
4	10 different players

## POINTS

58	Jean Bonnard (21g, 5a-1987)
47	Francis Wakhisi (21g, 5a-2002)
41	Andrew Uglehus (18g, 5a-1994)
40	Saidi Isaac (17g, 6a-2006)
39	Saidi Isaac (17g, 5a-2005)
37	Daniel Revivo (14g, 9a-2008)
36	Daniel Revivo (13g, 10a-2006)
35	Matthew Skonicki (13g, 9a-2009)
33	Paul Hayward (13g, 7a-1998)
32	Francis Wakhisi (13g, 6a-2001)

## POINTS PER GAME

2.64	Jean Bonnard (1987)
2.56	Andrew Uglehus (1994)
2.04	Francis Wakhisi (2002)
1.95	Saidi Isaac (2005)
1.93	Max Hasenstab (2014)
1.90	Saidi Isaac (2006)
1.83	Scott Rawlins (1996)
1.76	Daniel Revivo (2007)
1.75	Matthew Skonicki (2009)
1.72	Robbie Blake (1993)

## GAMES PLAYED

23	Donald MacGregor (2002)
23	Francis Wakhisi (2002)
23	Kevin Green (2002)
23	Steve Winton (2002)
23	Will Nova (2002)
23	Jordi Lluch (2012)
22	Several Players

## SHOTS

85	Scott Rawlins (1996)
72	Andrew Uglehus (1994)
70	Matthew Skonicki (2009)
70	Francis Wakhisi (2002)
69	Doug Aldridge (1986)
68	Daniel Revivo (2008)
67	Thorvaldur "Valli" Arnason (2001)
65	Jean Bonnard (1987)
65	David Kenga (2005)
65	Saidi Isaac (2006)



David Kenga (left) finished 2nd in the country in assists per game in 2006



The trio (right) of Francis Wakhisi, Thorvaldur "Valli" Arnason and Gareth Hayden combined for 41 goals in the 2002 season and the three combined to score 120 in their careers.

## GOALKEEPING

### TOP 7

#### WINS

14	Patrick Mitrovich (2008)
14	Patrick Mitrovich (2006)
13	Steve Winton (2002)
12	Justin Stevens (1998)
11	Enrique Miranda (2009)
11	Matt McGonegal (1987)
10	Patrick Mitrovich (2007)

#### LOSSES

10	Steve Winton (2004)
10	Matt McGonegal (1987)
9	Justin Stevens (2000)
8	Enrique Miranda (2011)
8	Justin Stevens (1998)
7	Steve Winton (2002)
7	Justin Stevens (1997)

#### TIES

4	Enrique Miranda (2009)
4	Patrick Mitrovich (2006)
2	Enrique Miranda (2012)
2	Steve Winton (2001)
1	several players

#### SAVES

145	Matt McGonegal (1987)
123	Matt McGonegal (1986)
113	Chuck Loughry (1989)
104	Steve Winton (2002)
101	Chuck Loughry (1990)
86	Patrick Mitrovich (2006)
78	Enrique Miranda (2011)

#### SHUTOUTS (Solo/shared combined)

8	Patrick Mitrovich (2006)
7	Steve Pereira (1991)
6	Matt McGonegal (1987)
5	Patrick Mitrovich (2008)
5	Justin Stevens (1998)
5	Chuck Loughry (1990)
5	Hendrick Deichman (1988)

#### GOALS AGAINST AVERAGE

0.64	Steve Winton (2003)
0.68	Patrick Mitrovich (2007)
0.73	Patrick Mitrovich (2006)
0.84	Steve Pereira (1991)
1.02	Guilherme Avelar (2013)
1.08	Patrick Mitrovich (2005)
1.11	Patrick Mitrovich (2008)





## Team Season Records (NAIA)

### MOST WINS

18	1984 (18-6-0)
16	1979 (16-5-1)
15	1981 (15-6-0)
15	1978 (15-11-0)
14	1983 (14-9-2)
11	1977 (11-9-1)
10	1980 (10-12-0)
9	1982 (9-9-4)
7	1985 (7-14-0)
4	1976 (4-11-2)

### MOST LOSSES

14	1985 (7-14-0)
12	1980 (10-12-0)
11	1978 (15-11-0)
11	1976 (4-11-2)
9	1983 (14-9-2)
9	1982 (9-9-4)
9	1977 (11-9-1)
7	1975 (3-7-0)
6	1981 (15-6-0)
6	1984 (18-6-0)

### MOST TIES

4	1982
2	1983
2	1976
1	1979
1	1977

### WINNING PERCENTAGE (12 games min.)

.750	1984
.750	1979
.714	1981
.600	1983
.577	1978
.548	1977
.500	1982
.455	1980
.333	1985
.300	1975

### GOALS

94	1978 (26 games)
72	1977 (21 games)
72	1984 (24 games)
72	1983 (25 games)
67	1980 (22 games)
62	1979 (22 games)
55	1981 (21 games)
46	1982 (22 games)
45	1985 (21 games)
23	1975 (10 games)

### GOALS PER GAME

3.62	1978
3.43	1977

3.05	1980
3.00	1984
2.88	1983
2.82	1979
2.62	1981
2.62	1978
2.30	1975
2.14	1985

### POINTS

261	1978 (26 games)
223	1983 (25 games)
212	1984 (24 games)
204	1977 (21 games)
192	1980 (22 games)
165	1979 (22 games)
162	1981 (21 games)
124	1982 (22 games)
120	1985 (21 games)
68	1975 (10 games)

### POINTS PER GAME

10.04	1978
9.71	1977
8.92	1983
8.83	1984
8.73	1980
7.71	1981
7.50	1979
6.80	1975
5.71	1985
5.64	1982

### ASSISTS

79	1983 (25 games)
73	1978 (26 games)
68	1984 (24 games)
60	1977 (21 games)
58	1980 (22 games)
52	1981 (21 games)
41	1979 (22 games)
32	1982 (22 games)
30	1985 (21 games)
22	1975 (10 games)

### ASSISTS PER GAME

3.16	1983 (25 games)
2.86	1977 (21 games)
2.83	1984 (24 games)
2.81	1978 (26 games)
2.64	1980 (22 games)
2.48	1981 (21 games)
2.20	1985 (21 games)
1.86	1979 (22 games)
1.45	1982 (22 games)
1.43	1985 (21 games)

### 1975 Inaugural Soccer Team



The first ever soccer team played 10 games and earned the program's first ever victory with a 2-1 win over USC-Aiken at home





## Team Season Records (NCAA)

### MOST WINS

15	2008 (15-6-1)
15	2006 (15-3-4)
15	2002 (15-7-1)
13	2014 (13-4-2)
13	1994 (13-5-1)
12	2012 (12-9-2)
12	2005 (12-8-1)
12	2001 (12-5-2)
12	1998 (12-8-1)

### MOST LOSSES

13	1999 (7-13-0)
12	2011 (7-12-0)
12	2010 (5-12-1)
12	2004 (7-12-0)
11	1995 (6-11-0)
11	1992 (10-11-0)
11	1989 (5-11-1)
11	1986 (11-11-0)
10	1990 (10-10-0)
10	1988 (6-10-3)
10	1987 (11-10-1)

### MOST TIES

4	2009
4	2006
4	1991
3	2007
3	1997
3	1988
2	2014
2	2012
2	2001
1	(13 teams most recent 2013)

### WINNING PERCENTAGE (18 games min.)

.773	2006 (15-3-4)
.737	2014 (13-4-2)
.711	1994 (13-5-1)
.705	2008 (15-6-1)
.694	2007 (10-4-2)
.684	2001 (12-4-2)
.674	2002 (15-7-1)
.605	2013 (11-7-1)
.595	1998 (12-8-1)
.595	2005 (12-7-1)

### GOALS

66	2002 (23 games)
59	1994 (19 games)
59	1998 (21 games)
56	2001 (19 games)
55	1987 (22 games)
51	2006 (22 games)
51	2005 (21 games)
48	2008 (22 games)

45	1997 (19 games)
43	2009 (21 games)
43	1993 (18 games)

### GOALS PER GAME (National Ranking)

3.11	1994 (19 games-n/a)
2.95	2001 (19 games-2nd)
2.87	2002 (23 games-5th)
2.81	1998 (21 games-5th)
2.50	1987 (22 games-n/a)
2.43	2005 (21 games-6th)
2.39	1993 (18 games-n/a)
2.37	1997 (19 games-n/a)
2.33	1996 (18 games-n/a)
2.32	2006 (22 games-5th)

### POINTS

180	2002 (66g, 48a-23 games)
173	1987 (55g, 63a-22 games)
170	1994 (59g, 52a-19 games)
167	1998 (59g, 49a-21 games)
159	2006 (51g, 57a-22 games)
153	2001 (56g, 41a-19 games)
148	2005 (51g, 46a-21 games)
138	1993 (43g, 52a-18 games)
138	2008 (48g, 42a-22 games)
128	2009 (43g, 42a-21 games)

### POINTS PER GAME

8.95	1994 (19 games)
8.05	2001 (19 games)
7.95	1998 (21 games)
7.86	1987 (22 games)
7.83	2002 (23 games)
7.67	1993 (18 games)
7.23	2006 (22 games)
7.05	2005 (21 games)
6.89	1996 (18 games)
6.53	1997 (19 games)

### ASSISTS

79	1983 (25 games)
73	1978 (26 games)
68	1984 (24 games)
63	1987 (22 games)
60	1977 (21 games)
58	1980 (22 games)
52	1994 (19 games)
52	1993 (18 games)
52	1981 (21 games)
49	1998 (21 games)

### ASSISTS PER GAME

3.16	1983 (25 games)
2.89	1993 (18 games)
2.86	1987 (22 games)
2.86	1977 (21 games)



The 2002 team captured the school's first ever Big South Championship and was also the school's first Division I squad to win 15 games

2.83	1984 (24 games)
2.81	1978 (26 games)
2.74	1994 (19 games)
2.64	1980 (22 games)
2.59	2006 (22 games)
2.48	1981 (21 games)



The Eagles have spent much of the past decade-plus showcasing one of the top scoring team's in the country.

Year	Rank(avg.)	Def. Rank
2001	2nd (2.95)	
2002	5th (2.87)	
2003	21st (2.05)	
2004	76th (1.63)	
2005	6th (2.43)	
2006	5th (2.32)	16th (0.73)
2007	11th (2.17)	14th (0.68)
2008	4th (2.18)	
2009	10th (2.05)	
2010	120th (1.11)	
2011	161st (1.00)	
2012	44th (1.70)	
2013	5th (2.11)	
2014	3rd (2.32)	





## TEAM RECORDS (ALL-TIME)

### MOST WINS

18	1984 (18-6-0)
16	1979 (16-5-1)
15	2006 (15-3-4)
15	2002 (15-7-1)
15	1981 (15-6-0)
15	1978 (15-11-0)
14	1983 (14-9-2)
13	2014 (13-4-2)
12	2012 (12-9-2)
11	2013 (11-7-1)
11	1977 (11-9-1)

### MOST LOSSES

14	1985 (7-14-0)
13	1999 (7-13-0)
12	2011 (7-12-0)
12	2010 (5-12-1)
12	2004 (7-12-0)
12	1980 (10-12-0)
11	1995 (6-11-0)
11	1992 (10-11-0)
11	1989 (5-11-1)
11	1986 (11-11-0)
11	1978 (15-11-0)
11	1976 (4-11-2)

### MOST TIES

4	2009
4	2006
4	1991
4	1982
3	2007
3	1997
3	1988
2	2014
2	2001
2	1983
2	1986

### WINNING PERCENTAGE (18 games min.)

.773	2006
.750	1984
.750	1979
.737	2014
.714	1981
.711	1994
.694	2007
.684	2001
.674	2002
.605	2013

### GOALS

94	1978 (26 games)
72	1977 (21 games)
72	1984 (24 games)
72	1983 (25 games)
67	1980 (22 games)
66	2002 (23 games)
62	1979 (22 games)
59	1994 (19 games)
59	1998 (21 games)
56	2001 (19 games)

### GOALS PER GAME (National Ranking)

3.62	1978
3.43	1977
3.11	1994
3.05	1980
3.00	1984
2.88	1983
2.82	1979
2.95	2001 (2nd)
2.87	2002 (5th)
2.81	1998 (5th)

### POINTS

261	1978 (26 games)
223	1983 (25 games)
212	1984 (24 games)
204	1977 (21 games)
192	1980 (22 games)
180	2002 (23 games)
173	1987 (22 games)
170	1994 (19 games)
167	1998 (21 games)
165	1979 (22 games)

### POINTS PER GAME

10.04	1978
9.71	1977
8.95	1994
8.92	1983
8.83	1984
8.73	1980
8.05	2001
7.95	1998
7.86	1987
7.83	2002

### ASSISTS

79	1983 (25 games)
73	1978 (26 games)
68	1984 (24 games)
63	1987 (22 games)
60	1977 (21 games)
58	1980 (22 games)
52	1994 (19 games)
52	1993 (18 games)
52	1981 (21 games)
49	1998 (21 games)

### ASSISTS PER GAME

3.16	1983 (25 games)
2.89	1993 (18 games)
2.86	1987 (22 games)
2.86	1977 (21 games)
2.83	1984 (24 games)
2.81	1978 (26 games)
2.74	1994 (19 games)
2.64	1980 (22 games)
2.59	2006 (22 games)
2.48	1981 (21 games)

### GOALS AGAINST AVG.

0.68	2007 (13 GA, 1,716 minutes)
0.73	2006 (17 GA, 2,090 minutes)
1.00	1991 (24 GA, 2,154 minutes)
1.06	1992 (23 GA, 1,950 minutes)
1.08	2013 (21 GA, 1,744 minutes)
1.09	2008 (25 GA, 2,063 minutes)
1.17	2014 (23 GA, 1,768 minutes)
1.17	2005 (25 GA, 1,927 minutes)
1.30	1998 (28 GA, 1,943 minutes)
1.33	1997 (29 GA, 1,962 minutes)

### SHUTOUTS

10	2006
10	1991
7	2013
7	2007
6	2008
6	1990
6	1987
5	2014
5	2003
5	2002
5	1998
5	1988

### WIN STREAK

8	1979
7	2008
7	2013
7	1984 (twice)
7	1981
6	2014
6	2002
6	1994
6	1983
5	2009
5	2001
5	1998
5	1986
5	1981
5	1977

### LOSING STREAK

7	2011
6	1999
6	1986
6	1976
5	2004
5	2000
5	1989
4	2013
4	2010
4	2004
4	1996
4	1995
4	1989
4	1980
4	1982

### UNBEATEN STREAK

9	2006
8	2014
8	1994
8	1979
7	2013
7	2009
7	2008
7	2003
7	1984 (two times)
7	1981
6	2002
6	1994
6	1991
6	1983
6	1982



The 2012 team was the first Winthrop team in school history to advance to the Round of 32 at the NCAA College Cup



The 2002 team was the first in school history to capture a Big South Conference Title



# CAREER SCORING LEADERS

## GAMES PLAYED

91	Carlos Gonzalez (1978-81)
91	Tim Peay (1975-78)
90	Kane Gaskill (1981-85)
89	Frankie Griffin (1975-79)
89	Choco Gutierrez (1982-85)
87	Jimmy Coman (1984-87)
84	Steve Wagner (1982-85)
83	John Simmons (1982-84,86)
81	Daniel Revivo (2005-08)
81	Jeff Clausen (1981-84)

## GOALS

60	Carlos Gonzalez (1978-81)
59	Frankie Griffin (1975-79)
50	Daniel Revivo (2005-08)
47	Tim Peay (1975-78)
46	Saidi Isaac (2005-07)
43	Thorvaldur "Valli" Arnason (2000-03)
43	Garreth Hayden (1998-2002)
39	Andrew Uglehus (1992, 1994-1996)
34	Francis Wakhisi (2001-02)
33	Scott Rawlins (1992-93, 1995-96)

## GOALS PER GAME (min. 40 games)

0.81	Franco Wakhisi (34 goals, 42g)
0.78	Saidi Isaac (46 goals, 59g)
0.71	Jean Bonnard (30 goals, 42g)
0.66	Carlos Gonzalez (60 goals, 91g)
0.62	Daniel Revivo (50 goals, 81g)
0.56	Garreth Hayden (43 goals, 77g)
0.55	Andrew Uglehus (39 goals, 71g)
0.54	Valli Arnason (43 goals, 78g)
0.50	Ricard Golzi (23 goals, 46g)
0.49	Andrew Uglehus (34 goals, 70g)

## ASSISTS

37	Scott Millar (1994-97)
34	Carlos Gonzalez (1978-81)
29	Mitch Long (1976-78)
28	Michael Chumah (2003-05)
25	Daniel Revivo (2005-08)
25	Michael Chumah (2003-05)
25	Jimmy Coman (1985-88)
25	Choco Gutierrez (1982-85)
24	Barry Murray (1987-90)
21	David Kenga (2004-06)
21	Jimmy Coman (1984-87)

## ASSISTS PER GAME (min. 40 games)

0.56	Michael Chumah (2003-05)
0.54	Scott Millar (1994-97)
0.48	Jean Bonnard (1986-87)
0.42	Tom Haxton (1979, 81-82)
0.39	Michael Luk (2008-09)
0.38	Jerry Vidale (1983-84)
0.36	David Kenga (2004-06)
0.32	Jose Figuero (2001-02)

0.32	Barry Murray (1987-90)
0.31	Daniel Revivo (2005-08)
0.31	Larry Tavino (1983-84)

## POINTS

154	Carlos Gonzalez (1978-81)
141	Frankie Griffin (1975-79)
125	Daniel Revivo (2005-08)
119	Tim Peay (1975-78)
101	Valli Arnason (2000-03)
98	Saidi Isaac (2005-07)
93	Garreth Hayden (1998-2002)
80	Jean Marie Bonnard (1986-87)
79	Francis Wakhisi (2001-02)
78	Matthew Skonicki (2006-09)
78	Scott Rawlins (1992-93, 1995-96)

## POINTS PER GAME (min. 70 points)

1.90	Jean Bonnard (1986-87/42 games)
1.88	Franco Wakhisi (2001-02/42 games)
1.83	Saidi Isaac (2005-07/59 games)
1.69	Carlos Gonzalez (1978-81/91 games)
1.58	Frankie Griffin (1975-79/89 games)
1.54	Daniel Revivo (2005-08/81 games)
1.30	Andrew Uglehus (1992-1996/70 games)
1.26	Valli Arnason (2000-03/78 games)
1.21	Garreth Hayden (1998-2000/77 games)
1.18	Matthew Skonicki (2006-09/66 games)

## SHOTS

378	Frankie Griffin (1975-79)
297	Carlos Gonzalez (1978-81)
269	Tim Peay (1975-78)
231	Valli Arnason (2000-03)
222	Daniel Revivo (2005-08)
212	John Simmons (1982-84,86)
202	Jimmy Coman (1984-87)
200	Doug Aldridge (1985-88)
196	Andrew Uglehus (1991-92, 94-95)
189	Scott Rawlins (1992-93, 95-96)

## SHOTS PER GAME (Min. 40 games)

3.98	Tom Haxton (1979, 81-82)
3.28	Doug Aldridge (1985-88)
3.17	Saidi Isaac (2005-07)
3.11	Jerry Vidale (1983-84)
3.00	Valli Arnason (2000-03)
2.96	Tim Peay (1977-79)
2.88	Franco Wakhisi (2001-02)
2.76	Andrew Uglehus (1991-92, 94-95)
2.74	Daniel Revivo (2005-08)
2.59	Scott Rawlins (1992-93, 95-96)



**DANIEL REVIVO** was one of the most consistent scorers all four years he played and ended his career as the school's all-time scorer at the NCAA Division I level



**THORVALDUR "VALLI" ARNASON** became the school's first player to achieve 100 career points at the NCAA Division I level

## GAME-WINNING GOALS (stat not kept before '84)

15	Daniel Revivo (2005-08)
13	Valli Arnason (2000-03)
12	Andrew Uglehus (1992, 1994-96)
11	Francis Wakhisi (2001-02)
10	Matthew Skonicki (2006-09)
9	Saidi Isaac (2005-07)
8	Scott Rawlins (1992-93, 1995-96)
7	Max Hasenstab (2013-present)
7	Jimmy Coman (1984-87)
6	Miquel Casajuana (2007-10)
6	Dee Vydra (2003-05)
6	Jean Bonnard (1986-87)
6	Barry Murray (1987-90)
6	Garreth Hayden (1998-2002)

## ALL-TIME HAT TRICKS

No.	Player	Opponent	Year
5	Saidi Isaac	Georgia Southern	2005
4	Carlos Gonzales	Coastal Carolina	1978
4	Carlos Gonzales	Francis Marion	1978
4	Frankie Griffin	Lenoir-Rhyne	1978
4	Larry Tavino	Francis Marion	1983
4	Frankie Griffin	North Carolina Wesleyan	1976
4	Frankie Griffin	Newberry	1977
4	Frankie Griffin	UNC Charlotte	1977
4	Frankie Griffin	Presbyterian	1977
4	Saidi Isaac	Liberty	2006
4	Daniel Revivo	USC-Upstate	2007
4	Daniel Revivo	Lipscomb	2008
4	Miquel Casajuana	Brevard College	2007
3	Mitch Long	Lenoir-Rhyne	1977
3	Tim Peay	Warren Wilson	1977
3	Brian Conner	Benedict	1978
3	Frankie Griffin	Central Wesleyan	1978
3	Robert Palacios	Lander	1980
3	Greg Donlon	Lander	1981
3	Carlos Gonzales	Francis Marion	1981
3	John Newcomb	Belmont Abbey	1984
3	Jean Marie Bonnard	Augusta	1987
3	Jean Marie Bonnard	Campbell	1987
3	Jean Marie Bonnard	Greensboro College	1987
3	Jean Marie Bonnard	Greensboro College	1987
3	Jean Marie Bonnard	UNC Asheville	1987
3	Jean Marie Bonnard	The Citadel	1987
3	Eduardo Rodriguez	Augusta	1988
3	Eduardo Rodriguez	Charleston Southern	1988
3	Kwesi Wilburg	California (PA)	1990
3	Shane Sallie	Charleston Southern	1993
3	Mike Johnston	USC-Aiken	1993
3	Robbie Blake	Maryland Baltimore County	1993
3	Tim Dean	Maryland Eastern Shore	1993
3	Andrew Uglehus	Towson State	1994
3	Bjorgvin Fridriksson	St. Andrews	1997
3	Paul Hayward	St. Joseph's	1998
3	Garreth Hayden	Elon College	1999
3	Garreth Hayden	Southern Wesleyan	2001
3	Francis Wakhisi	Wofford	2002
3	Dee Vydra	High Point	2002
3	Garreth Hayden	Radford	2002
3	Thorvaldur Arnason	Bluefield	2003
3	Dee Vydra	Liberty	2004
3	Daniel Revivo	Southern Virginia	2005
3	Matthew Skonicki	North Florida	2006
3	Daniel Revivo	vs. (6) High Point *	2006
3	Akeem Matthews	Georgia Southern	2011
3	Marc Segarra	East Tennessee State	2012
3	Max Hasenstab	vs. (5) Liberty **	2014

\*Big South Conference Championship Match  
\*\*Big South Conference Quarterfinal Match





## CAREER GOALKEEPING LEADERS

### GOALS AGAINST AVERAGE

0.89	Patrick Mitrovich (2005-08)
1.01	Steve Pereira (1991-92)
1.26	Guilherme Avelar (2013-14)
1.44	Bob Bowen (1978-81)
1.48	Chuck Loughry (1989-91)
1.60	Steve Winton (2001-04)
1.68	Justin Stevens (1997-2000)
1.75	Enrique Miranda (2009-12)
2.07	Roger Williams (1992-96)

### SAVES

604	Bob Bowen (1978-81)
295	Steve Winton (2001-04)
268	Matt McGonegal (1986-87)
260	Patrick Mitrovich (2005-08)
253	Chuck Loughry (1989-91)
251	Justin Stevens (1997-00)
218	Enrique Miranda (2009-2012)
171	Roger Williams (1992-96)
102	Guilherme Avelar (2013-14)
92	Steve Pereira (1991-92)
81	Tom Banfield (2009-12)

### SAVES PER GAME (min. 35 games)

6.23	Matt McGonegal (1986-87)
6.02	Chuck Loughry (1989-91)
4.62	Roger Williams (1992-96)
4.21	Steve Winton (2001-04)
3.82	Enrique Miranda (2009-12)
3.47	Patrick Mitrovich (2005-08)
3.44	Justin Stevens (1997-2000)

### SAVE PERCENTAGE (min. 1,500 minutes)

.801	Chuck Loughry (1989-91)
.798	Patrick Mitrovich (2005-08)
.779	Guilherme Avelar (2013-14)
.764	Matt McGonegal (1986-87)
.760	Steve Pereira (1991-92)
.734	Steve Winton (2001-04)
.707	Roger Williams (1992-96)
.681	Pat Long (1990-93)
.638	Enrique Miranda (2009-12)
.669	Justin Stevens (1997-2000)

### MINUTES PLAYED

7,853	Bob Bowen (1978-81)
6,653:28	Patrick Mitrovich (2005-08)
6,633:48	Justin Stevens (1997-2000)
6,020	Steve Winton (2001-04)
5,134:40	Enrique Miranda (2009-12)
3,834	Chuck Loughry (1989-91)
3,534	Matt McGonegal (1986-87)
3,086	Roger Williams (1992-96)
2,580	Steve Pereira (1991-92)
1,668	Pat Long (1990-93)



**BOB BOWEN** enjoyed a record-setting career, many of which still stand today



Winthrop has been fortunate with strong goalkeeping through the life of the program from Bob Bowen to Bob Masella, Justin Stevens to Steve Winton, and Patrick Mitrovich to Enrique Miranda. This position has always been one of the program's strengths and played a key role in the team's five trips to the NCAA College Cup

### SHUTOUTS (Solo/shared combined)

35	Bob Bowen (1978-81)
19	Patrick Mitrovich (2005-08)
14	Justin Stevens (1997-2000)
11	Enrique Miranda (2009-2012)
10	Chuck Loughry (1989-1991)
10	Steve Pereira (1991-92)
10	Matt McGonegal (1986-87)
7	Bryan Cripps (1984-85)
7	Steve Winton (2001-04)
6.2	Guilherme Avelar (2013-14)
5	Hendrick Deichman (1988)

### GAMES PLAYED

91	Bob Bowen (1978-81)
75	Patrick Mitrovich (2005-08)
74	Justin Stevens (1997-2000)
71	Steve Winton (2001-04)
57	Enrique Miranda (2009-2012)
43	Matt McGonegal (1986-87)
42	Chuck Loughry (1989-91)
37	Roger Williams (1992-96)

### GAMES STARTED

91	Bob Bowen (1978-81)
74	Justin Stevens (1997-2000)
73	Patrick Mitrovich (2005-08)
69	Steve Winton (2001-04)
53	Enrique Miranda (2009-12)
42	Chuck Loughry (1989-91)
42	Matt McGonegal (1986-87)
33	Roger Williams (1992-96)
27	Steve Pereira (1991-92)
23	Guilherme Avelar (2013-14)

### WINS (WU records not kept prior to 1997)

56	Bob Bowen (1978-81)
44	Patrick Mitrovich (2005-08)
37	Steve Winton (2001-04)
34	Justin Stevens (1997-2000)
27	Enrique Miranda (2009-12)
14	Guilherme Avelar (2013-14)

### LOSSES (WU records not kept prior to 1997)

34	Bob Bowen (1978-81)
34	Justin Stevens (1997-2000)
23	Steve Winton (2001-04)
22	Enrique Miranda (2009-12)
16	Patrick Mitrovich (2005-08)

### TIES (WU records not kept prior to 1997)

7	Patrick Mitrovich (2005-08)
6	Enrique Miranda (2001-04)
5	Justin Stevens (1997-2000)
4	Steve Winton (2001-04)
4	Bob Masella (1982)



## Year-By-Year Team Stats

Year	W	L	T	Games	Goals	Assists	Saves	Shutouts	Shutout
1975	3	7	0	10	23	22	82	0	1
1976	4	11	2	17	19	15	141	3	7
1977	11	9	1	21	72	60	103	2	1
1978	15	11	0	26	94	73	234	5	3
1979	16	5	1	22	62	41	458	9	3
1980	10	12	0	22	67	58	147	9	7
1981	15	6	0	21	55	52	134	10	2
1982	9	9	4	22	46	32	183	6	6
1983	14	9	2	25	72	79	118	5	1
1984	18	6	0	24	72	68	91	7	4
1985	7	14	0	21	45	30	102	1	6
<b>Totals</b>	<b>122</b>	<b>99</b>	<b>10</b>	<b>231</b>	<b>627</b>	<b>530</b>	<b>1,793</b>	<b>57</b>	<b>41</b>
<hr/>									
1986	11	11	0	22	42	37	133	4	6
1987	11	10	1	22	55	63	162	6	5
1988	6	10	3	19	28	22	103	5	7
1989	5	11	1	17	19	14	141	2	10
1990	10	10	0	20	35	33	122	6	5
1991	11	7	4	22	30	26	79	10	7
1992	10	11	0	21	36	26	70	3	8
1993	8	9	1	18	43	52	55	2	3
1994	13	5	1	19	59	52	84	1	3
1995	6	11	0	17	22	21	102	1	6
1996	8	9	1	18	42	40	76	2	2
1997	9	7	3	19	45	34	67	2	3
1998	12	8	1	21	59	49	70	5	1
1999	7	13	0	20	29	27	74	3	5
2000	8	9	1	18	32	25	63	4	1
2001	12	5	2	19	56	41	78	2	1
2002	15	7	1	23	66	48	112	5	3
2003	11	8	1	20	41	35	90	5	4
2004	7	12	0	19	31	25	90	2	4
2005	12	8	1	21	51	46	94	4	5
2006	15	3	4	22	51	57	76	10	2
2007	11	4	3	18	39	35	66	7	5
2008	15	6	1	22	48	42	90	6	3
2009	11	6	4	21	43	42	78	3	2
2010	5	12	1	18	20	13	87	1	8
2011	7	12	0	19	19	15	109	4	8
2012	11	9	2	23	39	28	105	3	4
2013	11	7	1	19	40	36	86	7	2
2014	13	4	2	19	44	34	74	5	3
<b>Totals</b>	<b>414</b>	<b>344</b>	<b>50</b>	<b>808</b>	<b>1,791</b>	<b>948</b>	<b>4,429</b>	<b>177</b>	<b>167</b>







## Year-by-Year Record

Year	Overall Record	Pct.	Big South Record	Big South Finish	Big South Tournament	Seed	NCAA Tourney	Head Coach
1975	3-7-0	.300						Jim Casada
1976	4-11-2	.294						Jim Casada
1977	11-9-1	.548						Jim Casada
1978	15-11-0	.577						Jim Casada
1979	16-5-1	.750						Jim Casada
1980	10-12-0	.455						Jim Casada
1981	15-6-0	.714						Jim Casada
1982	9-9-4	.500						Jim Casada
1983	14-9-2	.600						Jim Casada
1984	18-6-0	.750	3-1	2nd	Runner-up	(1)		Jim Casada
1985	7-14-0	.333	2-5	7th	Runner-up	(4)		Jim Casada
1986	11-11-0	.500	6-3	T-3rd	Semifinalist	(3)		Jim Casada
1987	11-10-1	.523	5-1	T-1st	Runner-up	(1)		Frankie Griffin
1988	6-10-3	.395	3-3	T-3rd	none			Frankie Griffin
1989	5-11-1	.324	2-4	5th	none			Rich Posipanko
1990	10-11-0	.500	1-5	7th	Quarterfinalist			Rich Posipanko
1991	11-7-4	.591	3-2-1	3rd	Runner-up	(3)		Rich Posipanko
1992	10-11-0	.476	3-4	T-6th	Quarterfinalist	(6)		Rich Posipanko
1993	8-9-1	.472	4-4-1	T-5th	Semifinalist	(5)		Rich Posipanko
1994	13-5-1	.711	6-2	T-2nd	Semifinalist	(2)		Rich Posipanko
1995	6-11-0	.353	1-6	7th	none			Rich Posipanko
1996	8-9-1	.472	2-4-1	7th	none			Rich Posipanko
1997	9-7-3	.553	3-3-1	T-4th	Quarterfinalist	(5)		Rich Posipanko
1998	12-8-1	.595	3-2-1	3rd	Semifinalist	(3)		Rich Posipanko
1999	7-13-0	.350	3-4	5th	Semifinalist	(5)		Rich Posipanko
2000	8-9-1	.472	3-3-1	T-3rd	Quarterfinalist	(4)		Rich Posipanko
2001	12-5-2	.684	3-2-2	T-3rd	Semifinalist	(3)		Rich Posipanko
2002	15-7-1	.674	6-1	T-1st	Champions	(1)	1st Round	Rich Posipanko
2003	11-8-1	.575	4-3	T-4th	Semifinalist	(4)		Rich Posipanko
2004	7-12-0	.368	4-3	T-2nd	Quarterfinalist	(3)		Rich Posipanko
2005	12-8-1	.595	4-2-1	T-4th	Runner-up	(5)		Rich Posipanko
2006	15-3-4	.750	5-1-1	1st	Champions	(1)	1st Round	Rich Posipanko
2007	11-4-3	.694	3-2-1	3rd	Semifinalist	(3)		Rich Posipanko
2008	15-6-1	.705	6-2	1st	Champions	(1)	1st Round	Rich Posipanko
2009	11-6-4	.619	4-2-2	T-3rd	Champions	(4)	1st Round	Rich Posipanko
2010	5-12-1	.278	3-5	T-6th	Quarterfinalist	(6)		Rich Posipanko
2011	7-12-0	.368	4-5	7th	Quarterfinalist	(7)		Rich Posipanko
2012	12-9-2*	.565	5-4-1	6th	Championship Match	(6)	Round of 32	Rich Posipanko
2013	11-7-1	.605	5-5	T-7th	First Round	(8)		Rich Posipanko
2014	13-4-2	.737	6-2-1	T-3rd	Semifinals	(4)		Rich Posipanko
<b>Totals</b>	<b>414-344-50</b>	<b>.543</b>	<b>115-95-15</b>	<b>(.544)</b>				

\*2012-Winthrop's win over Coastal Carolina in Big South Tournament Championship game was later vacated due to an ineligible player (card accumulation error). The win is vacated from the Big South record books, but still counts overall for NCAA records so Winthrop will have one less win according to Big South than what the NCAA has and that applies to Rich Posipanko record as well



## Winthrop Coaching History Year-by-Year

COACHING HISTORY		
Year	Jim Casada (12 seasons)	Big South
1975	3-7-0	
1976	4-11-2	
1977	11-9-1	
1978	15-11-0	
1979	16-5-1	
1980	10-12-0	
1981	15-6-0	
1982	9-9-4	
1983	14-9-2	
1984	18-6-0	3-1-0
1985	7-14-0	2-5-0
1986	11-11-0	6-3-0
<b>Total</b>	<b>133-110-10</b>	<b>11-9-0</b>

Year	Frankie Griffin (2 seasons)	Big South
1987	11-10-1	5-1-0
1988	6-10-3	3-3-0
<b>Total</b>	<b>17-20-4</b>	<b>8-4-0</b>

Year	Rich Posipanko (24 seasons)	Big South
1989	5-11-1	2-4-0
1990	10-11-0	1-5-0
1991	11-7-4	3-2-1
1992	10-11-0	3-4-0
1993	8-9-1	4-4-1
1994	13-5-1	6-2-0
1995	6-11-0	1-6-0
1996	8-9-1	2-4-1
1997	9-7-3	3-3-1
1998	12-8-1	3-2-1
1999	7-13-0	3-4-0
2000	8-9-1	3-3-1
2001	12-5-2	3-2-2
2002	15-7-1	6-1-0
2003	11-8-1	4-3-0
2004	7-12-0	4-3-0
2005	12-8-1	4-2-1
2006	15-3-4	5-1-1
2007	11-4-3	3-2-1
2008	15-6-1	6-2-0
2009	11-6-4	4-2-2
2010	5-12-1	3-5-0
2011	7-12-0	4-5-0
2012	12-9-1*	5-4-1
2013	11-7-1	5-5-0
2014	13-4-2	6-2-1
<b>Total</b>	<b>264-214-36</b>	<b>96-82-15</b>

<b>Program</b>		
<b>Totals</b>	<b>414-344-50</b>	<b>114-95-15</b>



**Rich Posipanko** is not only the all-time leader in wins at Winthrop but has also coached more victories than any coach in the Big South. His 96 victories in Big South league games is second all-time.

### NCAA Division I Active Coaching Records (Victories)

	Won	Lost	Tied	Yrs.
1. Mark Berson (South Carolina)	472	215	68	38
2. Bob Warming (Penn St.)	441	214	75	37
3. Bob Gray (Marshall)	424	239	54	38
4. Ralph Lundy (Col. of Charleston)	423	292	50	39
5. Ray Reid (Connecticut)	394	97	61	26
6. Dave Masur (St. John's NY)	378	130	78	28
7. Rich Posipanko (Winthrop)	381	263	57	36
8. Seamus McFadden (San Diego)	350	261	58	35
9. Shasho Cirovski (Maryland)	347	132	40	24
10. Elmar Bolowich (Creighton)	343	162	49	26



**Jim Casada** started the men's soccer program and coached for 12 seasons and coached the two seasons with the most wins in school history (16 in 1979 and 18 in 1984)



## BIG SOUTH CONFERENCE AWARDS



## BIG SOUTH CONFERENCE AWARDS

### ALL-BIG SOUTH

Jimmy Coman (1986, 87)  
 Alex Herrera (1986)  
 Jean Marie Bonnard (1987)  
 Eric Weikert (1989, 90)  
 Gary Baker (1991, 92, 93, 94)  
 Ian Cardey (1991, 92, 93, 94)  
 Shane Sallie (1993)  
 Robbie Blake (1993)  
 Andrew Uglehus (1994)  
 Andy Lord (1994)  
 Andy Pearson (1994, 95)  
 Ricardo Golzi (1996)  
 Scott Rawlins (1996)  
 Scott Millar (1996, 97)  
 Marco Reda (1997)  
 Bjorgvin Fridriksson (1997)  
 Darryl Gomez (1998, 99)  
 Will Hays (1998)  
 Paul Hayward (1998)  
 Todd Clingan (1998)  
 Justin Stevens (1998)  
 Brian Barrett (1999, 00)  
 Gareth Hayden (1999, 01, 02)  
 Roberto Bruni (1999)  
 Vali Arnason (2000, 01, 02, 03)  
 Donald Macgregor (2000, 01, 02, 03)  
 Francis Wakhisi (2001, 02)  
 David Garry (2002, 03, 04, 05)  
 Steve Winton (2002, 03)  
 Michael Chumah (2002, 03, 04, 05)  
 Micah Usry (2003)  
 Saidi Isaac (2005, 06, 07)  
 Sean Weron (2005)  
 John Gilkerson (2005, 06, 07)  
 David Kenga (2006)  
 Henry Kalungi (2006, 07, 08)  
 Patrick Mitrovich (2006, 07, 08)  
 Daniel Revivo (2006, 07, 08)  
 Otto Loewy (2006, 07, 08)  
 Stephen Nsereko (2007, 08, 09)  
 Matt Lacey (2008)  
 Matthew Skonicki (2009)  
 Michael Luk (2009)  
 Daniel DiBiagio (2009)  
 Miquel Casajuana (2010)  
 Matt Stinson (2010)  
 Alex Isern (2011, 2012)  
 Achille Obougou (2013)  
 Adam Brundie (2013)  
 Magnus Thorsson (2013, 14)  
 Max Hasenstab (2013, 14)  
 Pol Sole (2014)  
 Jordi Lluch (2014)

### BIG SOUTH ALL-TOURNAMENT

Kane Gaskill (1984)  
 Steve Wagner (1984)  
 Guido Paez (1984)  
 Doug Aldridge (1985, 87)  
 Choco Guterrez (1985)  
 Jimmy Coman (1986)  
 Eduardo Rodriguez (1986)  
 Mark Howley (1987)  
 Andrew Zapisocki (1987)

Brian Naylor (1991)  
 Gary Baker (1991)  
 Chris Hewson (1991)  
 Robbie Blake (1993)  
 Ian Cardey (1994)  
 Andrew Uglehus (1994)  
 Kevin McDaniel (1997)  
 Darryl Gomez (1998, 1999)  
 Dave Oldham (1998)  
 Brian Barrett (1999)  
 Dominic Wren (2000)  
 Francis Wakhisi (2001, 02)  
 Donald Macgregor (2001)  
 Andy Ross (2002)  
 Vali Arnason (2002)  
 David Garry (2002, 03)  
 Dustin Bybee (2005)  
 Sean Weron (2005)  
 Saidi Isaac (2005)  
 Henry Kalungi (2006)  
 Patrick Mitrovich (2006)  
 John Gilkerson (2006, 07)  
 Otto Loewy (2007, 08)  
 Cameron Alksnis (2008)  
 Daniel Revivo (2006, 08)  
 Matthew Skonicki (2008)  
 Jordan Osborn (2009)  
 Enrique Miranda (2009, 2012)  
 Daniel DiBiagio (2009)  
 Miquel Casajuana (2009)  
 Matt Stinson (2010)  
 Magnus Thorsson (2012)  
 Jordi Lluch (2012)  
 Alex Isern (2012)  
 Jordi Lluch (2013, 14)  
 Patrick Barnes (2014)

### BIG SOUTH ALL-FRESHMAN TEAM

Micah Usry (2003)  
 Sean Weron (2004)  
 Daniel Revivo (2005)  
 Patrick Mitrovich (2005)  
 Stephen Nsereko (2006)  
 Matthew Skonicki (2006)  
 Miquel Casajuana (2007)  
 Enrique Miranda (2009)  
 Daniel DiBiagio (2009)  
 Matt Stinson (2010)  
 Tinotenda Chibharo (2010)  
 Grady Trimble (2011)  
 Melo Matutu (2011)  
 Magnus Thorsson (2012)  
 Max Hasenstab (2013)  
 Pietro Bottari (2013)  
 Charles Coulson (2014)

### BIG SOUTH SCHOLAR ATHLETE OF THE YEAR

Matt Horn (2010)

### BIG SOUTH CONFERENCE PRESEASON PLAYER OF THE YEAR

Stephen Nsereko (2009)  
 Daniel Revivo (2008)  
 Saidi Isaac (2007)



### Big South Coach of the Year

Rich Posipanko  
(1991, 2006, 2008)



Posipanko is the school's all-time leader in wins and has guided the Eagles to four Big South Championships and six Big South Title games. As of the end of the 2011 season, Posipanko has the most league wins in conference history and is approaching 350 victories at the collegiate level.

### Big South Player of the Year

Thorvaldur Arnason  
(2001)  
 Saidi Isaac  
(2006)  
 Daniel Revivo  
(2008)



Revivo scored double-figure goals in four different seasons and also netted the school's only hat trick in the conference tournament when he tallied three against High Point in the 2006 Championship game. He also became just the 7th player in school history to have double-digit goals and assists in the same season.

### Big South Freshman/Rookie of the Year

Robbie Blake  
(1993)  
 Patrick Mitrovich  
(2005)  
 Stephen Nsereko  
(2007)  
 Max Hasenstab  
(2013)



Mitrovich is the most decorated keeper in school history at the NCAA Division I level. He earned a 44 victories in net for the Eagles, which is second most in school history. During his career, Mitrovich was in net for three conference title games in which Winthrop won two of them.

### Big South Tournament MVP

Thorvaldur Arnason  
(2002)  
 Daniel Revivo  
(2006)  
 Matthew Skonicki  
(2008)  
 Miquel Casajuana  
(2009)  
 Alex Isern  
(2012)



Arnason is one of the most dynamic players to ever put on a Winthrop uniform. In 2002 he scored two goals (Both game-winners) to help Winthrop earn its first ever Big South title. Arnason finished with two goals and an assist in three games in the conference tourney.



## WINTHROP ALL-AMERICANS

### NSCAA All-America

Rusty Theinhert (1982)  
 Bob Masella (1982)  
 Larry Tavino (1984)  
 Daniel Revivo (2008) 2nd Team

### College Soccer News

Francis Wakhisi (2002) HM  
 Daniel Revivo (2008)

### TopDrawerSoccer.com

Saidi Isaac (2006) 5th

### NAIA All-American

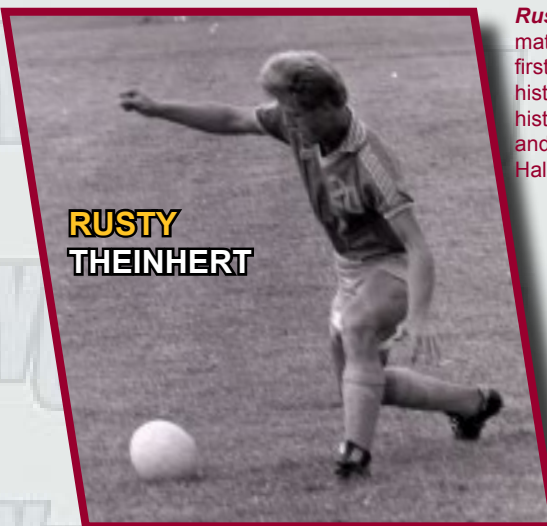
Rusty Theinhert (1981, 82, 83)  
 Carlos Gonzalez (1981)  
 Bob Bowen (1981)  
 Jerry Vidale (1983)  
 Larry Tavino (1984)

## WINTHROP ACADEMIC ALL-AMERICANS

### NSCAA All-Academic Regional All-American


Gary Baker, 1st Team (1992, 93, 94)  
 Steve Pereira, 2nd Team (1992)  
 Scott Rawlins, 2nd Team (1993, 95, 96)  
 Jeff Muschik, 2nd Team (1996, 97)  
 Marco Reda, 1st Team (1997)  
 Darryl Gomez (1999)  
 Brian Barrett (2000)  
 Donald Macgregor (2002, 03)  
 Vali Arnason (2003)  
 Ben Kieffner (2007, 08)  
 Cameron Alksnis (2009)  
 Achille Obougou (2013)

**RUSTY  
THEINHERT**




*Rusty Theinhert* along with teammate Bob Masella represent the first All-America players in Winthrop history. He is the only player in school history to earn the honor three times and was inducted into the Winthrop Hall of Fame in 2012.

**SAIDI  
ISAAC**



**FRANCIS  
WAKHISI**



*Francis "Franco" Wakhisi* was Winthrop's first All-America selection at the NCAA Division I level. He scored 34 goals in just two seasons.





## Regional Academic And Athletic Awards (NCAA/NAIA)

### NSCAA ALL-ACADEMIC ALL-REGION

Gary Baker, 1st Team (1992, 93, 94)  
Steve Pereira, 2nd Team (1992)  
Scott Rawlins, 2nd Team (1993, 95, 96)  
Jeff Muschik, 2nd Team (1996, 97)  
Marco Reda, 1st Team (1997)  
Darryl Gomez (1999)  
Brian Barrett (2000)  
Donald Macgregor (2002, 03)  
Vali Arnason (2003)  
Ben Kieffner (2007, 08)  
Cameron Alksnis (2009)  
Matt Horn (2010, 2011)  
Alex Isern (2012)  
Adriano Negri (2013)  
Achille Obougou (2013)  
Magnus Thorsson (2014)

### NSCAA/ADIDAS ACADEMIC ALL-AMERICA

Valli Arnason (2003, 3rd Team)  
Darryl Gomez (1999, 3rd Team)  
Achille Obougou (2013, 3rd Team)

### NSCAA ALL-REGION

Rob Bowen (1981)  
Carlos Gonzales (1981)  
Rusty Theinert (1981, 82, 83)  
Bob Masella (1982)  
Choco Gutierrez (1983, 84)  
Larry Tavino (1983, 84)  
John Simmons (1984)  
Ian Cardey (1991, 92, 94)  
Andrew Uglehus (1994)  
Darryl Gomez (1999)  
Francis Wakhisi (2001, 02)  
Vali Arnason (2001, 02, 03)  
Michael Chumah (2003, 04, 05)  
David Garry (2003, 05)  
Saidi Isaac (2005, 06, 07)  
David Kenga (2006)  
John Gilkerson (2006, 07)  
Henry Kalungi (2006, 07, 08)  
Otto Loewy (2007, 08)  
Stephen Nsereko (2007, 08, 09)  
Patrick Mitrovich (2008)  
Daniel Revivo (2007, 08)  
Matthew Skonicki (2009)  
Achille Obougou (2013)  
Max Hasenstab (2014)  
Magnus Thorsson (2014)  
Pol Sole (2014)

### NAIA ALL-AREA


Bob Masella (1982)  
Rusty Theinert (1982, 83)  
Larry Tavino (1983, 84)  
Jerry Vidale (1983)  
Choco Gutierrez (1984)  
John Simmons (1984)

### NAIA ALL-DISTRICT 6


Frankie Griffin (1977, 78, 79)  
Tim Peay (1977, 78)  
Bob Bowen (1979, 80, 81)  
Carlos Gonzales (1979, 80)  
Tom Haxton (1980, 82)  
Peter Feil (1980)  
Alex Almaguer (1981)  
Rusty Theinert (1981, 82, 83)  
Bob Masella (1982)  
Kane Gaskill (1982)  
Hassan Regimand (1982)  
Jerry Vidale (1983)  
Larry Tavino (1983)  
John Simmons (1984)  
Guido Paez (1984)  
Choco Gutierrez (1984)

### NAIA DISTRICT 6 PLAYER OF THE YEAR

Bob Bowen (1979)  
Rusty Theinert (1982)



**SCOTT  
RAWLINS**



**LARRY TAVINO** was a  
three-time All-Region selec-  
tion and also a Rhodes  
Scholar Nominee



**BEN  
KIEFFNER**



**STEPHEN  
NSEREKO**





# National/Weekly Season Awards

## LOWE'S SENIOR CLASS AWARD TOP 10

Matt Horn (2011)

## LOWE'S SENIOR AWARD ALL-AMERICA

Matt Horn (2011, 2nd Team)

## COSIDA CAPITAL ONE ACADEMIC ALL-DISTRICT

Achille Obougou (2013, 1st Team)

Adriano Negri (2013, 1st Team)

Alex Isern (2012, 1st Team)

Matt Horn (2011, 1st Team)

Ben Kieffner (2008, 1st Team)

Donald Macgregor (2003, 1st Team)

Donald Macgregor (2002, 1st Team)

## COSIDA CAPITAL ONE ACADEMIC ALL-AMERICA

Achille Obougou (2013, 3rd Team)

Alex Isern (2012, 1st Team)

Matt Horn (2011, 1st Team)

## NSCAA TEAM ACADEMIC AWARD

2007/2008/2009/2011/2012/2013/2014

## SOCCER AMERICA NATIONAL TEAM OF THE WEEK

Matt Lacey (Nov. 11, 2008)

Daniel Revivo (Nov. 9, 2006)

Valli Arnason (Nov. 20, 2002)

Dee Vydra (Nov. 13, 2002)



## TOPDRAWERSOCCER.COM NATIONAL TEAM OF THE WEEK

Magnus Thorsson (Sept. 30, 2014/Sept. 17, 2013)

Jordi Lluch (Nov. 10, 2014/Sept. 2, 2014)

Miquel Casajuana (Nov. 16, 2009)

Matthew Skonicki (Sept. 8, 2008)

Saidi Isaac (Sept. 25, 2006)



## COLLEGE SOCCER NEWS NATIONAL TEAM OF THE WEEK

Jordi Lluch (Nov. 10, 2014)

Magnus Thorsson (Sept. 29, 2014/Sept. 16, 2013)

Matthew Skonicki (Nov. 17, 2008)

Matt Lacey (Nov. 10, 2008)

Matthew Skonicki (Sept. 8, 2008)

Daniel Revivo (Nov. 6, 2006)

Saidi Isaac (Sept. 25, 2006)

Saidi Isaac (Oct. 31, 2005)



## SOCCER TIMES NATIONAL TEAM OF THE WEEK

Saidi Isaac (Sept. 28, 2006)

## HERMAN TROPHY WATCH LIST

Daniel Revivo (2008)

Saidi Isaac (2007)

## COLLEGE SOCCER NEWS PRESEASON ALL-AMERICA TEAM

Daniel Revivo (2008, 3rd Team)

Saidi Isaac (2007, 3rd Team)

## COLLEGE SOCCER NEWS TOP 100 FRESHMEN

Max Hasenstab (2013)

Matt Stinson (2010)

Cooper Tilton (2007)

Stephen Nsereko (2006)

Patrick Mitrovich (2005)

## BIG SOUTH PLAYERS OF THE WEEK

Jordan Stoddart Sept. 22, 2014 (Attacking)

Guilherme Avelar Sept. 29, 2014 (Defensive)

Sept. 30, 2013 (Defensive)

Sept. 3, 2013 (Defensive)

Nov. 10, 2014 (Attacking)

Sept. 30, 2013 (Attacking)

Oct. 29, 2012 (Defensive)

Oct. 2, 2012 (Attacking)

Sept. 24, 2012 (Attacking)

Nov. 11, 2008

Nov. 4, 2008

Sept. 8, 2008

Oct. 23, 2007

Oct. 21, 2008

Nov. 1, 2005

Sept. 26, 2006

Sept. 11, 2007

Sept. 7, 2005

Aug. 29, 2006

Oct. 17, 2006

Sept. 4, 2007

Sept. 2, 2008

Oct. 13, 2003

Sept. 30, 2002

Nov. 11, 2002

Oct. 12, 2004

Oct. 22, 2001

Nov. 1, 2000

Sept. 24, 2001

Oct. 29, 2001

Oct. 5, 1999

Oct. 6, 1997

Sept. 8, 1996

Sept. 24, 1994

Oct. 8, 1994



**MATT LACEY** (LEFT) earned two National Team of the Week honors after drilling home a 35-yard rip in the 86th minute to give the Eagles a 3-2 road win at Coastal Carolina, clinching the regular season title.



**DONALD MACGREGOR** (RIGHT) is the only player to earn All-District Academic Honors more than once. He was also a four-time All-Big South selection.



**MATTHEW SKONICKI** (LEFT) has three National Team of the Week honors to his resume. The most notable being Nov. 17, 2008 after he scored the game-tying goal with 21 seconds in regulation of the 2008 Big South Title Game. He then set up the game-winning goal in double-overtime.







## Winthrop Year-By-Year Results

### 1975 (NAIA)

**3-7 Overall / No League**

**Home: 3-3 / Away: 0-4**

at UNC Asheville	L, 7-0
USC-AIKEN	W, 2-1
at Clinton Soccer Association	L, 5-3
UNC CHARLOTTE	L, 9-2
ROCK HILL SOCCER CLUB	L, 5-4
FRIENDSHIP COLLEGE	W, 5-4
CLINTON SOCCER ASSOCIATION	L, 5-2
at UNC Charlotte	L, 3-1
at Francis Marion	L, 4-1
Francis Marion	W, 3-1

### 1976 (NAIA)

**4-11-2 Overall / No League**

**Home: 2-4-1 / Away: 2-7-1**

9/15 at Central Wesleyan	L, 8-0
9/18 ALLEN	L, 7-0
9/21 at Wofford College	L, 6-1
9/24 UNC ASHEVILLE	L, 4-2
9/27 SOUTH CAROLINA	L, 2-0
9/29 at Francis Marion	L, 6-0
10/5 at Warren Wilson	L, 7-0
10/8 BAPTIST	T, 2-2
10/11 at Voorhees	W, 1-0
10/13 at UNC Charlotte	L, 4-3
10/15 at Lenoir-Rhyne	W, 3-0
10/18 WOFFORD COLLEGE	L, 4-0
10/21 VOORHEES	W, 1-0
10/25 LENOIR-RHYNE	W, 3-2
10/27 at College of Charleston	L, 4-0
10/29 at Francis Marion	T, 2-2
10/30 at Baptist	L, 7-1

### 1977 (NAIA)

**11-9-1 Overall / No League**

**Home: 7-3 / Away: 3-5-1 / Neutral 1-1**

9/10 COLLEGE OF CHARLESTON	L, 7-1
9/12 at Baptist	T, 2-2
9/14 CENTRAL WESLEYAN	L, 4-2
9/16 vs. King College&	L, 3-2
9/17 vs. UNC Asheville&	W, 4-1
9/20 PRESBYTERIAN COLLEGE	W, 6-1
9/22 at Lenoir-Rhyne	W, 6-1
9/24 at Brevard College	W, 2-1
9/26 NEWBERRY	W, 10-1
9/28 at Allen	L, 2-1
9/30 UNC CHARLOTTE	W, 6-3
10/4 LENOIR-RHYNE	W, 10-1
10/7 at UNC Asheville	W, 2-1
10/14 at Wofford College	L, 2-1
10/17 at UNC Charlotte	L, 3-1
10/20 FRANCIS MARION	W, 3-0
10/21 WOFFORD COLLEGE	W, 5-0
10/22 WARREN WILSON	L, 5-4
10/24 BAPTIST	W, 3-2
10/26 at South Carolina	L, 7-1
10/28 at Erskine	L, 8-0

& King College Tournament (Bristol, TN)

### 1978 (NAIA)

**15-11 Overall / No League**

**Home: 8-4 / Away: 6-6 / Neutral 1-1**

9/9 College of Charleston	L, 5-3
9/12 BELMONT ABBEY	L, 4-1
9/15 vs. Liberty Baptist&	L, 3-0
9/16 vs. Longwood&	W, 4-3
9/19 DAVIDSON	W, 2-0
9/20 at Coastal Carolina	W, 8-0
9/23 BREVARD COLLEGE	W, 3-1
9/25 at Central Wesleyan	L, 5-3
9/27 WOFFORD COLLEGE	W, 5-0
9/30 at Erskine	L, 3-0
10/3 ALLEN	W, 1-0
10/5 UNC CHARLOTTE	L, 3-1
10/6 COASTAL CAROLINA	W, 5-1
10/12 UNC GREENSBORO	L, 3-1
10/13 BAPTIST	W, 2-0
10/16 LENOIR-RHYNE	W, 8-1
10/18 at UNC Charlotte	L, 4-1
10/20 at Wofford College	W, 5-3
10/23 at Newberry	W, 9-0
10/24 at Presbyterian College	W, 5-1
10/25 SOUTH CAROLINA	L, 4-1
10/27 at Francis Marion	W, 8-5
10/31 at Lenoir-Rhyne	W, 5-2
11/4 at College of Charleston	L, 3-0
11/7 at Wofford College	L, 3-2
11/11 BENEDICT	W, 11-1

& King College Invitational (Bristol, TN)

### 1979 (NAIA)

**16-5-1 Overall / No League**

**Home: 9-2 / Away: 7-2-1 / Neutral 0-1**

9/12 at Davidson	W, 4-2
9/14 NEWBERRY	W, 10-1
9/15 at The Citadel	W, 5-0
9/19 at South Carolina	L, 4-0
9/21 vs. Wilmington (OH)&	L, 2-0
9/25 at Presbyterian College	W, 8-0
9/29 at Baptist	T, 2-2
10/2 WOFFORD COLLEGE	W, 1-0
10/3 CENTRAL WESLEYAN	L, 2-1
10/11 at UNC Charlotte	W, 1-0
10/13 FRANCIS MARION	W, 2-1
10/16 at Coastal Carolina	W, 3-2
10/18 at Wofford College	W, 1-0
10/20 COLLEGE OF CHARLESTON	W, 3-2
10/23 PRESBYTERIAN COLLEGE	W, 5-0
10/27 at Belmont Abbey	W, 2-1
10/28 WAKE FOREST	W, 5-0
10/30 ERSKINE	L, 3-2
11/4 COASTAL CAROLINA	W, 1-0
11/7 ERSKINE	W, 2-0
11/10 BERRY COLLEGE	W, 2-1
11/13 at Alabama-Huntsville	L, 2-0

& Superior Soccer Classic (Athens, TN)

### 1980 (NAIA)

**10-12 Overall / No League**

**Home: 4-5 / Away: 6-7 / Neutral 0-0**

9/13 BELMONT ABBEY	L, 5-4
9/16 FLORIDA TECH	W, 6-0
9/18 UNC CHARLOTTE	L, 1-0

9/20 BAPTIST	W, 1-0
9/22 at Wingate	W, 13-0
9/23 at Presbyterian College	W, 6-0
9/25 at Francis Marion	L, 3-0
9/27 THE CITADEL	L, 1-0
9/30 at Wofford College	L, 2-1
10/2 at Central Wesleyan	W, 4-0
10/4 at Lander	W, 15-0
10/6 at Erskine	L, 3-0
10/8 at USC-Spartanburg	W, 1-0
10/11 COASTAL CAROLINA	L, 1-0
10/14 at Pfeiffer	L, 2-1
10/16 at Wofford College	W, 3-0
10/18 COKER	W, 5-0
10/22 DAVIDSON	W, 2-0
10/25 at College of Charleston	L, 4-1
10/29 at Duke (NR)	L, 2-1
11/5 SOUTH FLORIDA	L, 3-1
11/12 at Erskine	L, 1-0

### 1981 (NAIA)

**15-6 Overall / No League**

**Home: 6-4 / Away: 9-2 / Neutral 0-0**

9/7 FLORIDA INTERNATIONAL	L, 1-0
9/9 LANDER	W, 10-0
9/14 FLORIDA TECH	L, 2-1
9/15 at Wingate	W, 3-0
9/19 COLLEGE OF CHARLESTON	L, 1-0
9/22 at Coastal Carolina	W, 2-1
9/24 ERSKINE	W, 2-1
9/26 at Baptist	W, 2-1
9/30 at Belmont Abbey	W, 2-1
10/3 CENTRAL WESLEYAN	W, 6-0
10/5 at Coker	W, 7-0
10/6 at Davidson	W, 2-0
10/8 DUKE (NR)	L, 4-1
10/15 FRANCIS MARION	W, 6-0
10/20 at Wofford College	L, 2-1
10/22 at USC-Spartanburg	W, 3-0
10/24 GEORGIA SOUTHERN	W, 2-0
10/28 at The Citadel	W, 1-0
10/31 PFEIFFER	W, 2-0
11/2 at UNC Charlotte	W, 1-0
11/5 at USC-Spartanburg	L, 4-1

### 1982 (NAIA)

**9-9-4 Overall / No League**

**Home: 6-0-1 / Away: 1-7-1 / Neutral 1-2-2**

9/10 TUSCULUM	W, 6-0
9/13 WINGATE	W, 7-0
9/15 at Mercer	W, 3-1
9/18 at Central Florida	T, 1-1
9/19 at FIT-Melbourne	L, 1-0
9/22 at USC-Spartanburg	L, 1-0
9/24 vs. Alabama-Huntsville	L, 1-0
9/25 vs. Berry College	L, 4-1
9/27 vs. UNC Charlotte	T, 1-1
9/29 vs. Davidson	T, 1-1
10/2 BAPTIST	T, 1-1
10/4 at Central Wesleyan	W, 4-0
10/14 WOFFORD COLLEGE	W, 3-1
10/20 THE CITADEL	W, 2-1
10/24 at Duke	L, 1-0
10/26 COKER	W, 4-0
10/27 at College of Charleston	L, 2-1
10/30 at Erskine	L, 1-0



## Winthrop Year-By-Year Results

11/2	USC-SPARTANBURG	W, 1-0
11/6	at Erskine	L, 2-1
11/10	vs. Flagler	W, 2-1
11/13	at Erskine	L, 1-0

& Erskine Tournament (Due West, SC)

^ Charlotte Observer Tournament (Charlotte, NC)

### 1983 (NAIA)

14-9-2 Overall / No League

Home: 5-3-2 / Away: 8-4 / Neutral 1-2

9/4	at Clemson	L, 2-0
9/6	at Lander	W, 4-0
9/8	WINGATE	W, 7-0
9/10	ALDERSON-BROADDUS	L, 2-0
9/12	HIGH POINT	W, 2-0
9/14	at Baptist	W, 4-2
9/16	at Lynchburg&	W, 2-0
9/17	vs. Campbell&	L, 1-0
9/20	FIT-MELBOURNE	T, 1-1
9/23	vs. Berry+	W, 6-2
9/24	vs. Campbell+	L, 1-0
9/26	at Belmont Abbey^	W, 3-1
9/28	DAVIDSON^	L, 2-1
10/1	at Pfeiffer	L, 4-3
10/6	at USC-Spartanburg	L, 2-1
10/7	ERSKINE	T, 1-1
10/13	at Francis Marion	W, 9-0
10/15	DUKE	L, 4-1
10/17	at Presbyterian College	W, 4-1
10/19	at Coker	W, 6-0
10/26	GEORGIA COLLEGE	W, 5-0
10/29	COLLEGE OF CHARLESTON	W, 2-1
11/1	PRESBYTERIAN COLLEGE	W, 8-0
11/3	at Erskine\$	W, 2-1
11/5	at USC-Spartanburg\$	L, 2-0

& Lynchburg College Tournament (Lynchburg, VA)

+ Erskine College Tournament (Due West, SC)

^ Charlotte Observer Tournament (Charlotte, NC)

\$ District 6 Playoff

### 1984 (NAIA)

18-6 Overall / 3-1 Big South

Home: 6-0 / Away: 6-4 / Neutral 6-2

9/1	at North Carolina State^	L, 4-0
9/2	vs. North Carolina^	W, 4-3
9/11	COKER	W, 1-0
9/12	at High Point	W, 4-1
9/14	vs. Tusculum>	W, 6-0
9/15	at Olgethorpe>	W, 7-0
9/17	LANDER	W, 7-0
9/19	PRESBYTERIAN COLLEGE	W, 2-0
9/21	vs. David and Elkins!	L, 4-3
9/22	vs. Wofford College!	W, 2-1
9/25	at USC-Spartanburg	L, 2-1
9/30	PFEIFFER	W, 3-1
10/3	at Clemson	L, 3-0
10/6	at College of Charleston	W, 3-1
10/10	BELMONT ABBEY	W, 7-1
10/12	vs. Covenant@	W, 3-0
10/13	vs. Belhaven@	W, 2-1
10/20	COASTAL CAROLINA*	W, 2-1
10/25	at Erskine	W, 1-0

11/1	at Erskine&	W, 2-0
11/3	at USC-Spartanburg+	L, 2-0
11/8	vs. (8) Augusta College#	W, 9-1
11/9	at (4) Radford#	W, 3-1
11/10	vs. (2) Campbell#	L, 2-0

^ Wolfpack Invitational (Raleigh, NC)

> Olgethorpe Tournament (Atlanta, GA)

! Erskine College Tournament (Due West, SC)

@ Berry College Tournament (Rome, GA)

& District 6 Playoff

+ District 6 Final

# Big South Tournament (Radford, VA)

### 1985 (NAIA)

7-14 Overall / 2-5 Big South

Home: 4-3 / Away: 2-9 / Neutral 1-2

9/7	CAMPBELL*	L, 1-0
9/14	at King College	L, 6-4
9/15	at UNC Asheville*	L, 1-0
9/23	FRANCIS MARION	W, 2-1
9/25	at Furman	L, 3-1
9/29	at Clemson	L, 7-0
10/2	at Presbyterian College	W, 4-1
10/4	BARBER-SCOTIA	W, 7-0
10/5	COLLEGE OF CHARLESTON	L, 2-1
10/8	at Coker	W, 3-2
10/10	WOFFORD COLLEGE	W, 3-2
10/12	at Catawba College	L, 3-2
10/13	BOCA RATON	L, 2-0
10/15	at Lander	L, 5-2
10/19	at Coastal Carolina*	L, 5-3
10/26	at UNC Greensboro	L, 3-0
11/2	ERSKINE	L, 6-0
11/9	AUGUSTA COLLEGE*	W, 8-1
11/14	vs. (5) UNC Asheville#	W, 3-1
11/15	vs. (1) Radford#	L, 2-1
11/16	vs. (3) Coastal Carolina#%	L, 2-1

\* Big South Game

# Big South Tournament (Conway, SC)

## Big South Tournament (Consolation Game)

### 1986 (NCAA)

11-11 Overall / 6-3 Big South

Home: 3-5 / Away: 6-3 / Neutral 1-3

9/3	CATAWBA	L, 7-1
9/6	KING	L, 3-1
9/10	COASTAL CAROLINA*	L, 2-0
9/13	vs. Davidson\$	L, 6-1
9/14	vs. Tennessee-Wesleyan\$	L, 2-1
9/24	at Campbell*	L, 5-0
9/26	RADFORD*	W, 2-1
10/1	at The Citadel	W, 1-0
10/4	at Berry	L, 1-0
10/12	at Armstrong State*	W, 9-2
10/13	at Augusta State*	W, 3-0
10/15	LANDER	W, 3-0
10/17	at Wofford College	W, 3-2
10/20	at College of Charleston	W, 2-1
10/25	FURMAN	L, 4-0
10/29	at Baptist College*	W, 1-0
11/1	at Erskine	L, 2-0
11/2	MARSHALL	W, 5-2
11/5	UNC GREENSBORO	L, 3-2
11/10	vs. (6) UNC Asheville#	W, 3-2

11/13	vs. (2) Campbell#	L, 2-0
-------	-------------------	--------

\$ Davidson/UCB Tournament (Charlotte, NC)

\* Big South Game

# Big South Tournament (Buies Creek, NC)

### 1987 (NCAA)

11-10-1 Overall / 5-1 Big South

Home: 6-2 / Away: 3-4-1 / Neutral 2-4

9/2	DAVIDSON	L, 2-0
9/5	vs. Duke!	L, 4-0
9/6	at North Carolina State!	L, 4-0
9/10	at UNC Asheville*	W, 6-2
9/12	CAMPBELL*	W, 4-3
9/15	BAPTIST COLLEGE*	W, 4-1
9/19	at Radford*	W, 2-1
9/23	at UNC Charlotte	T, 4-4
9/25	COLLEGE OF CHARLESTON	L, 2-1
9/27	THE CITADEL	W, 4-0
10/3	at Marshall+	W, 3-0
10/4	vs. Charleston (WV)+	L, 5-0
10/7	at Lander	L, 8-2
10/10	vs. Birmingham-Southern&	W, 3-0
10/11	vs. Notre Dame&	L, 4-1
10/16	GREENSBORO COLLEGE	W, 7-0
10/18	at Georgia Southern	L, 4-3
10/21	at Coastal Carolina*	L, 3-2
10/24	AUGUSTA COLLEGE*	W, 6-0
10/29	WOFFORD COLLEGE	W, 1-0
11/5	vs. (4) Campbell#	W, 2-1 3OT
11/7	vs. (3) Coastal Carolina#	L, 5-0

! Puma/Wolfpack Invitational (Raleigh, NC)

+ Marshall Tournament (Huntington, WV)

& Games Played In Spartanburg, SC

\* Big South Game

# Big South Tournament (Conway, SC)

### 1988 (NCAA)

6-10-3 Overall / 3-3 Big South

Home: 4-2-3 / Away: 2-8 / Neutral 0-0

9/3	UNC ASHEVILLE*	W, 3-1
9/4	at Clemson	L, 3-0
9/7	at Davidson	L, 3-0
9/10	at Wofford College	W, 1-0
9/14	at Baptist College*	L, 4-3
9/17	at UNC Greensboro	L, 9-0
9/21	at North Carolina State	L, 5-2
9/23	at Augusta College*	W, 7-4
9/27	RADFORD*	L, 4-0
10/1	at Campbell*	L, 2-1
10/5	UNC CHARLOTTE	T, 1-1
10/8	at The Citadel	L, 3-2
10/12	LIBERTY	T, 0-0
10/15	GEORGIA SOUTHERN	T, 0-0
10/19	UNC WILMINGTON	L, 2-1
10/22	USC-AIKEN	W, 4-0
10/23	EAST CAROLINA	W, 1-0
10/28	COASTAL CAROLINA*	W, 2-1
10/30	at College of Charleston	L, 2-0

Didn't qualify for Big South Tourney

\* Big South Game

# Big South Tournament (Buies Creek, NC)





## Winthrop Year-By-Year Results

### 1989 (NCAA)

#### 5-11-1 Overall / 2-4 Big South

##### Home: 2-5-1 / Away: 1-6 / Neutral 2-0

9/1	vs. USC-Aiken	W, 5-1
9/2	vs. Wingate	W, 4-1
9/6	DAVIDSON	L, 5-2
9/9	at Georgia Southern	W, 2-1
9/13	at Furman	L, 3-0
9/16	BAPTIST COLLEGE*	W, 2-0
9/20	NORTH CAROLINA STATE	L, 2-0
9/30	CAMPBELL*	L, 6-0
10/4	THE CITADEL	L, 3-2
10/11	WOFFORD COLLEGE	T, 0-0
10/14	AUGUSTA COLLEGE*	W, 2-1
10/15	at UNC Asheville*	L, 3-0
10/17	at Radford*	L, 1-0
10/21	at UNC Wilmington	L, 1-0 OT
10/24	at UNC Charlotte	L, 3-0
10/27	COLLEGE OF CHARLESTON	L, 5-0
10/30	at Coastal Carolina*	L, 2-0

\* Big South Game

# Big South Tournament (Asheville, NC)

### 1990 (NCAA)

#### 10-11 Overall / 1-5 Big South

##### Home: 3-4 / Away: 5-4 / Neutral 2-2

9/1	CALIFORNIA STATE (PA.)	W, 8-0
9/2	at Gardner-Webb	W, 2-1
9/5	DAVIDSON*	L, 1-0
9/8	vs. Rider	L, 3-1
9/9	vs. West Chester	L, 3-1
9/12	USC-Aiken	W, 4-0
9/15	at Baptist College*	W, 4-2
9/19	at North Carolina State	L, 8-0
9/23	WOFFORD COLLEGE	W, 2-1 OT
9/26	at Campbell*	L, 1-0
9/30	UNC ASHEVILLE*	L, 2-1
10/3	at The Citadel	W, 2-1
10/6	GEORGIA SOUTHERN	W, 4-0
10/14	at Augusta College	L, 5-2
10/17	RADFORD*	L, 2-0
10/21	Lincoln Memorial	W, 1-0
10/24	COASTAL CAROLINA*	L, 1-0
10/27	EAST CAROLINA	W, 1-0
10/28	at UMBC	L, 2-1 OT
10/29	vs. Maryland-Eastern Shore	W, 1-0
11/1	vs. (2) Coastal Carolina#	L, 1-0

\* Big South Game

# Big South Tournament (Asheville, NC)

### 1991 (NCAA)

#### 11-7-4 Overall / 3-2-1 Big South

##### Home: 8-4-2 / Away: 3-2-2 / Neutral 0-1-0

9/8	USC-AIKEN	W, 1-0
9/9	at Elon	T, 3-3
9/14	CHARLESTON SOUTHERN*	W, 1-0
9/18	NORTH CAROLINA STATE	L, 2-0
9/21	MOREHEAD STATE&	W, 5-0
9/22	RIDER&	L, 2-0
9/29	at UNC Asheville*	W, 2-0
10/2	THE CITADEL	W, 2-1

10/6	at Georgia Southern	L, 2-0
10/9	NORTH CAROLINA	L, 1-0
10/12	AUGUSTA COLLEGE*	T, 1-1
10/13	at Wingate	W, 3-0
10/16	LIMESTONE	W, 4-0
10/18	WOFFORD COLLEGE	W, 3-0
10/20	at Davidson*	T, 0-0
10/22	at Coastal Carolina*	W, 1-0
10/24	vs. Campbell\$*	L, 4-0
10/31	at Radford*	L, 3-1
11/2	EAST CAROLINA	W, 1-0
11/5	(6) Coastal Carolina#	W, 1-0
11/8	(7) UNC Asheville#	T, 1-1
	(Winthrop advanced 10-9 in shootout)	
11/9	(4) Campbell#	L, 4-0

& Shoney's/Bestway Inn Invitational (Rock Hill, SC)

\$\* Game played at Elon College

\* Big South Game

# Big South Tournament (Conway, SC)

### 1992 (NCAA)

#### 10-11 Overall / 3-5 Big South

##### Home: 5-4 / Away: 5-7 / Neutral 0-0

9/5	GARDNER-WEBB	W, 2-1
9/6	WINGATE	W, 8-0
9/9	at The Citadel	L, 2-1
9/12	at Charleston Southern*	W, 4-1
9/15	at North Carolina State	L, 1-0
9/20	TOWSON STATE*	L, 1-0
9/23	at Campbell	L, 3-2
9/27	UNC ASHEVILLE*	W, 2-0
10/1	at Limestone	W, 2-1
10/3	at UMBC	L, 3-2
10/4	at Maryland-Eastern Shore	W, 4-0
10/9	at Kentucky	L, 1-0
10/11	at Georgetown College	W, 1-0
10/14	RADFORD*	L, 1-0
10/17	at Liberty*	W, 1-0
10/21	COASTAL CAROLINA*>	L, 1-0
10/23	USC-AIKEN	W, 3-1 OT
10/25	GEORGIA SOUTHERN	W, 3-0
10/28	at North Carolina	L, 2-0
10/30	at Davidson	L, 2-1 OT
11/4	(3) Towson State#	L, 2-0

> Loss does not reflect on conference record

\* Big South Game

# Big South Tournament (Rock Hill, SC)

### 1993 (NCAA)

#### 8-9-1 Overall / 4-4-1 Big South

##### Home: 3-6 / Away: 4-2-1 / Neutral 1-1

9/8	THE CITADEL	L, 1-0
9/11	CHARLESTON SOUTHERN*	W, 6-1
9/15	at UNC Greensboro	L, 4-2
9/18	at USC-Aiken	W, 8-0
9/22	CAMPBELL*	L, 2-0
9/26	APPALACHIAN STATE	L, 3-1
10/2	UMBC*	W, 4-3
10/9	at Towson State*	W, 1-0
10/10	at Maryland-Eastern Shore	W, 8-1
10/13	at Radford*	T, 1-1 2OT
10/16	LIBERTY*	L, 1-0
10/20	at Coastal Carolina*	L, 2-1
10/23	UNC WILMINGTON	W, 4-1

10/24	KENTUCKY	L, 2-1
10/29	DAVIDSON	L, 5-0
10/31	at UNC Asheville*	W, 3-2
11/1	vs. (4) Liberty#	W, 1-0
11/5	vs. (1) Campbell#	L, 4-2

\* Big South Game

# Big South Tournament (Greensboro, NC)

### 1994 (NCAA)

#### 13-5-1 Overall / 6-2 Big South

##### Home: 7-2 / Away: 5-2 / Neutral 1-1-1

9/3	vs. Virginia Tech&	W, 2-1
9/4	vs. VMI&	T, 2-2 2OT
9/7	at The Citadel	W, 4-2
9/11	MARSHALL	W, 8-1
9/15	at Appalachian State	W, 4-3
9/18	STETSON	W, 2-1
9/21	at Charleston Southern*	W, 3-0
9/24	at Radford*	W, 2-1
9/28	at North Carolina State	L, 3-1
10/1	UMBC*	W, 3-2
10/3	TOWSON STATE*	W, 4-2
10/8	at Liberty*	W, 2-1
10/12	COASTAL CAROLINA*	L, 4-0
10/15	ST. FRANCIS (PA.)	W, 10-2
10/19	ELON	W, 7-2
10/23	at Kentucky	L, 1-0
10/26	UNC GREENSBORO*	L, 2-0
10/29	UNC ASHEVILLE*	W, 3-1
11/4	vs. (6) Liberty#	L, 3-2 OT

& VMI Tournament (Lexington, VA)

\* Big South Game

# Big South Tournament (Greensboro, NC)

### 1995 (NCAA)

#### 6-11 Overall / 1-6 Big South

##### Home: 4-4 / Away: 2-6 / Neutral 0-1

9/3	JACKSONVILLE	W, 2-1
9/6	THE CITADEL	W, 4-2
9/10	vs. Florida Atlantic&	L, 3-1
9/14	FURMAN	L, 7-0
9/17	at Wofford College	W, 1-0
9/20	at North Carolina	L, 2-0
9/23	RADFORD*	L, 1-0
9/26	at Virginia Tech	L, 3-0
9/30	at UMBC*	L, 1-0
10/1	at Maryland-Eastern Shore	W, 4-2 OT
10/7	LIBERTY*	L, 3-0
10/11	at Coastal Carolina*	L, 5-1 OT
10/15	APPALACHIAN STATE	W, 3-2
10/18	CHARLESTON SOUTHERN*	W, 4-2 OT
10/22	SHENANDOAH	L, 4-2 OT
10/25	at UNC Greensboro*	L, 6-0
10/28	at UNC Asheville*	L, 1-0

Didn't qualify for Big South Tourney

\* Big South Game

# Big South Tournament (Conway, SC)



## Winthrop Year-By-Year Results

### 1996 (NCAA)

#### 8-9-1 Overall / 2-4-1 Big South

##### Home: 4-4 / Away: 3-5-1 / Neutral 1-0

9/3	at The Citadel	W, 6-2
9/7	vs. Appalachian State	W, 3-1
9/8	at Davidson	L, 5-2
9/12	VIRGINIA TECH	L, 2-1
9/15	at Jacksonville	L, 4-2
9/18	WOFFORD COLLEGE	W, 3-1
9/21	at Charleston Southern*	W, 2-0
9/25	COASTAL CAROLINA*	W, 2-0
9/29	KENTUCKY	L, 2-1
10/5	at Liberty*	L, 4-1
10/9	UNC GREENSBORO*	L, 3-1
10/12	at Furman	L, 5-0
10/14	at VMI	W, 4-1
10/18	at Radford*	L, 1-0
10/21	UMBC*	L, 4-3
10/27	at UNC Asheville*	T, 3-3
10/31	CENTRAL FLORIDA	W, 3-1
11/3	SHENANDOAH	W, 5-0

Didn't qualify for Big South Tourney

& Verbatim Invitational (Davidson, NC)

\* Big South Game

# Big South Tournament (Greensboro, NC)

### 1997 (NCAA)

#### 9-7-3 Overall / 3-3-1 Big South

##### Home: 6-3 / Away: 2-3-2 / Neutral 1-1-1

8/29	vs. Florida Atlantic	L, 3-1
8/31	at Central Florida	L, 4-3
9/6	BELMONT	W, 3-2
9/9	at Appalachian State	T, 2-2 2OT
9/13	at Howard^	L, 2-0
9/14	vs. Long Island^	W, 3-2
9/17	at Wofford College	W, 2-1
9/21	SOUTH ALABAMA*	L, 1-0
9/27	THE CITADEL	W, 2-1
10/1	ELON	W, 7-1
10/4	CHARLESTON SOUTHERN*	W, 3-1
10/8	LIBERTY*	L, 2-1
10/12	BUCKNELL	L, 2-1
10/18	RADFORD*	W, 5-0
10/19	ST. ANDREWS	W, 7-1
10/22	at Coastal Carolina*	T, 1-1 2OT
10/25	at UNC Asheville*	L, 1-0
11/1	at UMBC*	W, 1-0
11/7	vs. (4) South Alabama#	T, 2-2

(S. Alabama advanced 3-2 in shootout)

& Central Florida Tournament

^ Howard Tournament (District of Columbia)

\* Big South Game

# Big South Tournament (Conway, SC)

### 1998 (NCAA)

#### 12-8-1 Overall / 3-3-1 Big South

##### Home: 6-4 / Away: 2-3-1 / Neutral 4-1

9/1	at The Citadel	W, 2-1
9/5	vs. St. Joseph's+	W, 3-0
9/6	vs. Sacred Heart+	W, 3-0
9/9	HIGH POINT	W, 2-1
9/12	SHENANDOAH	W, 4-1

9/16	at Elon	L, 3-2
9/18	vs. Virginia Tech	W, 2-1
9/20	at Kentucky	L, 2-1
9/23	NORTH CAROLINA	L, 3-2
9/27	WOFFORD COLLEGE	W, 4-1
9/30	APPALACHIAN STATE	L, 2-1
10/4	at Charleston Southern*	W, 5-0
10/7	ST. ANDREWS	W, 14-0
10/11	at Radford*	L, 2-0
10/14	CLEMSON	L, 2-1
10/17	LIBERTY*	L, 2-1
10/21	COASTAL CAROLINA*	W, 2-0
10/25	at South Alabama	T, 4-4 2OT
10/31	UNC ASHEVILLE*	W, 4-1
11/5	vs. (6) Charleston Southern#	W, 5-0
11/6	vs. (2) Liberty#	L, 2-1

+ UMBC Tournament (Baltimore, MD)

& University of Kentucky Tournament (Lexington, KY)

\* Big South Game

# Big South Tournament (Radford, VA)

### 1999 (NCAA)

#### 7-13 Overall / 3-4 Big South

##### Home: 6-2 / Away: 0-10 / Neutral 1-1

9/3	at Belmont	L, 4-1
9/5	at Vanderbilt	L, 2-1
9/12	LIMESTONE	W, 4-0
9/14	at South Carolina	L, 5-0
9/20	at Appalachian State	L, 2-1
9/22	GEORGIA STATE	W, 2-0
9/25	GEORGIA SOUTHERN	L, 3-2
9/29	RADFORD*	W, 2-1
10/4	at Coastal Carolina*	L, 1-0
10/6	at North Carolina	L, 9-1
10/9	CHARLESTON SOUTHERN*	L, 6-0
10/14	at Clemson	L, 9-0
10/16	at Wofford College	L, 2-1
10/18	at Liberty*	L, 3-2
10/23	ELON*	W, 3-2
10/27	UNC ASHEVILLE*	W, 3-1
10/30	at High Point*	L, 2-1
11/1	BREVARD COLLEGE	W, 2-1
11/4	vs. (4) High Point#	W, 3-0
11/5	vs. (1) Liberty#	L, 4-0

\* Big South Game

# Big South Tournament (Conway, SC)

### 2000 (NCAA)

#### 8-9-1 Overall / 3-3-1 Big South

##### Home: 6-3 / Away: 1-5-1 / Neutral 1-1

9/6	NORTH GREENVILLE	W, 4-0
9/9	at College of Charleston	L, 3-2
9/10	THE CITADEL	W, 3-2
9/13	WOFFORD COLLEGE	W, 5-3
9/16	at Georgia Southern	W, 1-0
9/20	at Marshall	L, 4-0
9/27	SOUTH CAROLINA	L, 4-0
10/1	EAST CAROLINA	L, 3-2 OT
10/4	at Radford*	L, 3-2 OT
10/7	at Georgia State	L, 3-1
10/9	HIGH POINT*	W, 2-0
10/11	COASTAL CAROLINA*	W, 2-0
10/14	LIBERTY*	L, 6-0
10/18	at Charleston Southern*	T, 1-1 2OT

10/21	at Elon*	L, 4-0
10/25	UNC ASHEVILLE*	W, 3-1
10/28	GARDNER-WEBB	W, 3-1
11/1	vs. (5) Charleston Southern#	L, 3-1

\* Big South Game

# Big South Tournament (Lynchburg, VA)

### 2001 (NCAA)

#### 12-5-2 Overall / 3-2-2 Big South

##### Home: 10-2 / Away: 2-3-2 / Neutral 0-0

9/7	GARDNER-WEBB	W, 4-2
9/8	THE CITADEL	W, 2-1
9/19	GEORGIA SOUTHERN	W, 4-2
9/23	at VMI	W, 4-0
9/27	at Liberty*	L, 2-1
10/1	BIRMINGHAM-SOUTHERN	W, 2-1
10/6	CHARLESTON SOUTHERN*	W, 4-1
10/8	at Wofford College	L, 2-1
10/12	SOUTHERN WESLEYAN	W, 7-1
10/14	LIPSCOMB	W, 9-0
10/20	UNC ASHEVILLE*	W, 4-3 OT
10/24	RADFORD*	W, 3-1
10/27	at East Carolina	W, 3-2
10/30	at Elon*	L, 1-0
11/3	at High Point*	T, 2-2 2OT
11/7	at Coastal Carolina*	T, 2-2 2OT
11/10	APPALACHIAN STATE	L, 2-1 OT
11/15	(6) ELON#	W, 2-0
11/16	(2) LIBERTY#	L, 4-1

\* Big South Game

# Big South Tournament (Rock Hill, SC)

### 2002 (NCAA)

#### 15-7-1 Overall / 6-1 Big South

##### Home: 9-3-1 / Away: 6-3 / Neutral 0-1

9/5	at Gardner-Webb	W, 3-2
9/7	VIRGINIA TECH	L, 3-0
9/15	JACKSONVILLE	T, 2-2
9/18	at Charlotte	L, 5-4
9/22	at Georgia Southern	W, 2-1
9/25	HIGH POINT*	W, 7-0
9/28	at The Citadel	W, 4-0
10/2	WOFFORD COLLEGE	W, 6-1
10/6	KENTUCKY	L, 2-0
10/9	LONGWOOD	W, 5-0
10/12	at Birmingham-Southern	W, 3-1
10/19	at UNC Asheville*	W, 3-2
10/22	at Charleston Southern*	W, 5-4 OT
10/26	ELON*	W, 3-1
10/30	RADFORD*+	W, 7-6
11/1	at College of Charleston	L, 2-1
11/3	vs. South Carolina	L, 5-1
11/6	#10 COASTAL CAROLINA*	W, 2-1 OT
11/9	LIBERTY*	L, 2-1
11/14	vs. (8) CHARLESTON SOUTHERN#	W, 2-0
11/15	vs. (4) RADFORD#	W, 4-3 OT
11/17	vs. #13 (2) COASTAL CAROLINA#	W, 1-0 OT
11/22	at #17 North Carolina%	L, 6-0

\*+ Game Moved to Rock Hill due to weather

\* Big South Game

# Big South Tournament (Rock Hill, SC)

% NCAA College Cup (Chapel Hill, NC)





## Winthrop Year-By-Year Results

### 2003 (NCAA)

#### 11-8-1 Overall / 4-3 Big South

##### Home: 5-4 / Away: 4-3-1 / Neutral 2-1

9/2	BLUEFIELD COLLEGE	W, 4-0
9/5	vs. Stetson&	W, 3-1
9/7	at Jacksonville&	W, 2-1
9/10	at Clemson	T, 1-1 2OT
9/13	at Gardner-Webb	W, 6-0
9/17	LONGWOOD	W, 3-1
9/24	UNC ASHEVILLE*	W, 2-0
9/27	at Liberty*	L, 1-0
10/1	at High Point*	W, 1-0
10/12	BIRMINGHAM-SOUTHERN*	W, 3-1
10/15	GEORGIA SOUTHERN	L, 1-0
10/18	UNC GREENSBORO	L, 5-2
10/22	at #13 Coastal Carolina*	L, 4-0
10/25	at VMI*	W, 3-1
10/29	COLLEGE OF CHARLESTON	L, 5-0
11/4	at Radford*	L, 4-2
11/7	INDIANA/PURDUE-FORT WAYNE	W, 2-0
11/8	APPALACHIAN STATE	L, 2-1
11/13	vs. (5) UNC Asheville#	W, 5-1
11/14	vs. (1) Coastal Carolina#	L, 8-1

& JU/Best Western Shootout (Jacksonville, FL)

\* Big South Game

# Big South Tournament (Radford, VA)

### 2004 (NCAA)

#### 7-12 Overall / 4-3 Big South

##### Home: 6-3 / Away: 1-7 / Neutral 0-2

9/4	SOUTH CAROLINA	L, 2-0
9/10	LONGWOOD^	W, 2-1
9/11	INDIANA/PURDUE-FORT WAYNE^	W, 2-1
9/17	at Louisville++	L, 2-1 2OT
9/19	at Kentucky+	L, 2-1
9/22	CHARLOTTE	L, 3-1
9/25	vs. Stetson&	L, 4-1
9/26	at Georgia Southern&	L, 2-1 OT
9/29	HIGH POINT*	W, 4-2
10/9	LIBERTY*	W, 7-5
10/13	at Radford*	L, 2-1
10/16	VMI*	W, 3-2 OT
10/20	at Birmingham-Southern*	L, 1-0
10/22	GARDNER-WEBB	W, 1-0
10/26	at UNC Asheville	W, 4-0
10/30	COASTAL CAROLINA*	L, 2-0
11/3	at Appalachian State	L, 1-0
11/6	at #1 UNC-Greensboro	L, 2-1
11/12	vs. (6) UNC Asheville	L, 2-1

^ Wingate Inn Classic (Rock Hill, SC)

+ Kentucky Invitational (Lexington, KY)

++ Kentucky Invitational Game Played In Louisville, KY

\* Big South Game

# Big South Tournament (Birmingham, AL)

### 2005 (NCAA)

#### 12-8-1 Overall / 4-2-1 Big South

##### Home: 6-2-1 / Away: 3-3 / Neutral 3-3

9/1	vs. Appalachian State&	L, 2-1
9/3	vs. East Carolina&	W, 2-0
9/10	vs. IUPUI\$	L, 1-0
9/11	at Indiana/Purdue-Fort Wayne\$	W, 3-1
9/16	GARDNER-WEBB^	L, 3-0
9/17	STETSON^	W, 4-1
9/20	NORTH FLORIDA	W, 5-2
9/23	BIRMINGHAM-SOUTHERN*	T, 1-1 2OT
9/28	at High Point*	W, 3-1
10/1	at Liberty*	L, 2-1
10/13	SOUTHERN VIRGINIA	W, 8-0
10/16	at Clemson	L, 1-0 OT
10/19	COASTAL CAROLINA*	L, 3-1
10/22	at VMI*	W, 4-0
10/26	GEORGIA SOUTHERN	W, 8-1
10/30	RADFORD*	W, 2-1
11/2	UNC ASHEVILLE*	W, 4-0
11/5	at Mercer	L, 2-0
11/10	vs. (4) Liberty#	W, 2-1
11/11	vs. (1) Birmingham-Southern#	W, 2-1
11/13	vs. (3) Coastal Carolina#	L, 1-0 OT

& JAKO/GWU Classic (Boiling Springs, NC)

\$ IPFW Invitational (Fort Wayne, IN)

^ Wingate Inn Classic (Rock Hill, SC)

\* Big South Game

# Big South Tournament (High Point, NC)

### 2006 (NCAA)

#### 15-3-4 Overall / 5-1-1 Big South

##### Home: 5-1-1 / Away: 3-2-3 / Neutral 7-0

8/25	vs. North Florida&	W, 5-1
8/26	at Gardner-Webb&	W, 5-0
9/1	vs. Wofford+	W, 4-0
9/3	at Appalachian State+	L, 1-0
9/8	vs. Alabama A&M\$	W, 1-0
9/10	vs. Temple\$	W, 2-0
9/15	JACKSONVILLE^	T, 3-3 2OT
9/16	MERCER^	W, 2-1
9/23	LIBERTY*	W, 8-1
9/27	HIGH POINT*	W, 3-2
9/30	at Georgia Southern	T, 1-1 2OT
10/4	at UNC Asheville*	W, 2-1 OT
10/7	VMI*	W, 1-0
10/11	#3 CLEMSON	L, 2-1
10/14	at Birmingham-Southern*	W, 2-0
10/18	at Radford*	T, 1-1 2OT
10/25	at Coastal Carolina*	L, 2-1 2OT
10/29	FLAGLER	W, 2-0
11/2	vs. (8) VMI#	W, 2-0
11/3	vs. (4) Liberty#	W, 2-1 OT
11/5	vs. (6) High Point#	W, 3-0
11/11	at Old Dominion%	T, 0-0 2OT

& JAKO/GWU Classic (Boiling Springs, NC)

+ Broyhill Invitational (Boone, NC)

\$ adidas/Gamecock Classic (Columbia, SC)

^ Wingate Inn Classic (Rock Hill, SC)

\* Big South Game

# Big South Tournament (Radford, VA)

% NCAA College Cup (Norfolk, VA)

### 2007 (NCAA)

#### 11-4-3 Overall / 3-2-1 Big South

##### Home: 6-1-1 / Away: 3-2-2 / Neutral 2-1

9/1	vs. USC Upstate&	W, 5-0
9/2	vs. Binghamton&	L, 1-0
9/7	vs. George Washington+	W, 2-1
9/9	at Longwood+	W, 1-0
9/16	GARDNER-WEBB	W, 5-1
9/19	APPALACHIAN STATE	T, 0-0 2OT
9/26	at High Point*	W, 2-1
9/29	at Liberty*	L, 1-0
10/5	at College of Charleston	W, 2-1 OT
10/9	BREVARD COLLEGE	W, 9-1
10/14	at VMI*	T, 0-0 2OT
10/21	RADFORD*	W, 2-0
10/31	UNC ASHEVILLE*	W, 2-1 OT
11/3	at Stetson	T, 2-2 2OT
11/7	COASTAL CAROLINA*	L, 2-1
11/11	PRESBYTERIAN COLLEGE	W, 3-0
11/15	vs. (6) High Point#	W, 3-0
11/16	vs. (2) Liberty#	L, 1-0 2OT

& RU Classic (Radford, VA)

+ Lancer Invitational (Farmville, VA)

\* Big South Game

# Big South Tournament (Rock Hill, SC)

### 2008 (NCAA)

#### 15-6-1 Overall / 6-2 Big South

##### Home: 7-2 / Away: 4-3 / Neutral 4-1-1

8/29	vs. Belmont&	L, 1-0 2OT
8/31	vs. Lipscomb&	W, 4-1
9/5	at UNC Greensboro\$	W, 3-2
9/7	vs. Elon\$	W, 2-1 OT
9/12	USC UPSTATE^	W, 3-0
9/14	APPALACHIAN STATE^	L, 2-1 OT
9/19	at Charlotte+	L, 2-0
9/21	vs. Davidson+	W, 1-0
9/27	LIBERTY*	W, 3-1
9/30	at Presbyterian College*	W, 2-0
10/12	VMI*	W, 4-0
10/15	BREVARD COLLEGE	W, 1-0 2OT
10/18	at Radford*	W, 3-0
10/21	COLLEGE OF CHARLESTON	W, 2-1 OT
10/25	at UNC Asheville*	L, 1-0
10/30	GARDNER-WEBB*	W, 2-1
11/5	at Coastal Carolina*	W, 3-2
11/8	HIGH POINT*	L, 2-1
11/13	vs. (8) VMI#	W, 7-1
11/14	vs. (5) Liberty#	T, 1-1 2OT
	(WU advanced 5-4 in shootout)	
11/16	vs. (2) Coastal Carolina#	W, 4-3 2OT
11/21	at William & Mary%	L, 3-1

^ Soccer For A Cure Classic (Boiling Springs, NC)

\$ UNCG/adidas Kickoff Classic (Greensboro, NC)

^ Wingate Classic (Rock Hill, SC)

+ Nike Invitational (Charlotte, NC)

\* Big South Game

# Big South Tournament (Conway, SC)

% NCAA College Cup (Williamsburg, VA)



## Winthrop Year-By-Year Results

### 2009 (NCAA)

#### 11-6-4 Overall / 4-2-2 Big South

##### Home: 5-1-2 / Away: 3-5-1 / Neutral 3-0-1

9/1	at North Carolina State	L, 3-1
9/4	vs. Jacksonville&	W, 3-1
9/5	COVENANT COLLEGE&&	W, 3-2
9/11	BREWARD COLLEGE^	W, 4-1
9/13	IPFW^	W, 5-3
9/18	vs. Appalachian State+	W, 3-2
9/20	at Charlotte+	L, 4-2
9/29	PRESBYTERIAN COLLEGE*	W, 3-1
10/3	at Gardner-Webb*	T, 2-2 2OT
10/7	at High Point*	W, 1-0
10/11	at VMI*	W, 2-0
10/17	RADFORD*	T, 2-2 2OT
10/20	at College of Charleston	W, 1-0
10/24	UNC ASHEVILLE*	W, 3-1
10/27	at Elon	L, 4-0
10/31	at Liberty*	L, 3-0
11/3	COASTAL CAROLINA*	L, 3-1
11/13	at (5) Gardner-Webb#	T, 2-2 2OT
	(WU advanced 4-3 in shootout)	
11/14	vs. (1) Coastal Carolina#	T, 1-1 2OT
	(WU advanced 4-3 in shootout)	
11/16	vs. (3) Liberty#	W, 2-1
11/19	at #20 Duke%	L, 3-2

& Soccer For A Cure Classic (Boiling Springs, NC)

&& Soccer For A Cure Classic Game Played in Rock Hill, SC

^ Wingate Classic (Rock Hill, SC)

+ Nike Invitational (Charlotte, NC)

\* Big South Game

# Big South Tournament (Boiling Springs, NC)

% NCAA College Cup (Durham, NC)

### 2010 (NCAA)

#### 5-12-1 Overall / 3-5 Big South

##### Home: 3-5 / Away: 1-6-1 / Neutral 1-1

9/3	BREWARD COLLEGE	W, 2-0
9/5	MERCER	L, 3-0
9/10	vs. Long Island\$	W, 3-0
9/12	at #24 UNC Wilmington\$	L, 1-0
9/15	at East Tennessee State	L, 2-0
9/19	at Georgia Southern	L, 4-0
9/25	LIBERTY*	L, 3-0
9/30	at Presbyterian College*	W, 1-0
10/2	at Wofford College	T, 1-1 2OT
10/6	HIGH POINT*	L, 3-1
10/12	VMI*	W, 6-3
10/16	at Radford*	L, 5-0
10/19	COLLEGE OF CHARLESTON	L, 3-1
10/23	at Coastal Carolina*	L, 2-1 2OT
10/28	GARDNER-WEBB*	W, 2-1
10/30	MARSHALL	L, 3-2 2OT
11/3	at UNC Asheville*	L, 1-0
11/11	vs. (3) Gardner-Webb#	L, 2-0

\$ Marriot/UNCW Classic (Wilmington, NC)

\* Big South Game

# Big South Tournament (High Point, NC)

% NCAA College Cup (Durham, NC)

### 2011 (NCAA)

#### 7-12 Overall / 4-5 Big South

##### Home: 4-4 / Away: 3-7 / Neutral 0-1

10/26	BREWARD COLLEGE	W, 2-0
9/1	GEORGIA SOUTHERN^	W, 5-4 2OT
9/3	WOFFORD COLLEGE^	W, 3-2 2OT
9/9	vs. College of Charleston&	L, 4-1
9/11	at Furman&	L, 2-0
9/14	at Davidson	L, 2-0
9/18	at Marshall	L, 4-0
9/25	at Wake Forest	L, 1-0
10/1	at High Point*	L, 6-0
10/5	at Appalachian State	L, 3-0
10/9	at VMI*	W, 1-0
10/12	UNC ASHEVILLE*	L, 2-0
10/15	CAMPBELL*	L, 3-1
10/22	at Liberty*	W, 1-0 OT
10/26	PRESBYTERIAN COLLEGE*	W, 2-1
10/29	#13 COASTAL CAROLINA*	L, 6-0
11/2	at Gardner-Webb*	W, 1-0
11/5	RADFORD	L, 3-1
11/10	at (2) Gardner-Webb#	L, 2-1

^ Big South/Southern Shootout (Rock Hill, SC)

& Diadora/Spinx Furman Invitational (Greenville, SC)

\* Big South Game

# Big South Tournament (Boiling Springs, NC)

### 2012 (NCAA)

#### 12-9-2 Overall / 5-4-1 Big South

##### Home: 6-1-1 / Away: 4-6-1 / Neutral 1-2

8/24	BREWARD COLLEGE	W, 4-1
8/31	vs. Georgia Southern^	L, 3-2
9/2	at Wofford College	W, 2-1
9/7	vs. VCU&	L, 3-0
9/9	at #6 Old Dominion&	L, 3-2
9/19	at College of Charleston	L, 4-2
9/22	EAST TENNESSEE STATE	W, 3-2 OT
9/25	USC UPSTATE	W, 2-1
9/29	at UNC Asheville*	W, 3-1
10/6	#23 High Point*	L, 2-1
10/9	at Presbyterian College*	W, 2-0
10/13	at Campbell*	L, 5-2
10/17	at #10 Coastal Carolina*	L, 1-0
10/20	LIBERTY*	T, 1-1 2OT
10/24	GARDNER-WEBB*	W, 2-1 2OT
10/27	VMI*	W, 1-0
10/31	LONGWOOD*	W, 2-0
11/3	at Radford*	L, 2-0
11/6	at (3) Liberty#	W, 2-1 OT
11/9	vs. (2) Radford#	W, 2-1 OT
11/11	vs. #8 (1) Coastal Carolina#+	W, 3-2
11/15	at SMU%	T, 1-1 2OT
	(WU advanced 3-1 in shootout)	
11/18	at #17 Louisville	L, 5-0

^ Big South/Southern Shootout (Spartanburg, SC)

& 37th Annual ODU-Stihl Soccer Classic (Norfolk, VA)

\* Big South Game

# Big South Tournament (Bryan Park-Greensboro, NC)

% NCAA College Cup (Dallas, TX and Louisville, KY)

#+ Victory is forfeited (Big South Only)

### 2013 (NCAA)

#### 11-7-1 Overall / 5-5-0 Big South

##### Home: 4-3-0 / Away: 5-4-1 / Neutral 2-0

8/30	at Georgia Southern^	W, 2-1
9/1	vs. Wofford^	W, 2-1
9/9	at East Tennessee State	T, 0-0
9/13	at Mercer&	W, 2-1
9/15	vs. Stetson&	W, 5-2
9/19	Brevard College	W, 6-0
9/25	at UNC Greensboro	W, 1-0
9/28	at VMI*	W, 5-1
10/1	College of Charleston	L, 2-1
10/8	Campbell*	L, 2-1
10/12	at Liberty*	L, 3-2 2OT
10/16	#6 Coastal Carolina*	L, 3-1
10/19	at High Point*	W, 1-0
10/23	Presbyterian College)	W, 4-0
10/26	at Longwood*	L, 2-1
10/30	at Gardner-Webb*	L, 1-0
11/2	Radford*	W, 1-0
11/6	UNC Asheville*	W, 4-0
11/12	at #12 (1) Coastal Carolina#	L, 2-1

^ Big South/Southern Shootout (Spartanburg, SC)

& Mercer Classic (Macon, GA)

\* Big South Game

# Big South Tournament (Bryan Park-Greensboro, NC)

### 2014 (NCAA)

#### 13-4-2 Overall / 6-2-0 Big South

##### Home: 7-2-0 / Away: 4-1-1 / Neutral 2-1-1

8/29	vs. Wofford College^	W, 1-0
8/31	vs. Georgia Southern^	W, 3-1
9/5	vs. Elon&	L, 1-0
9/7	at UNC Wilmington^	W, 2-1
9/13	#20 CHARLOTTE	L, 3-0
9/17	USC UPSTATE	W, 5-3
9/21	BREWARD COLLEGE	W, 5-0
9/23	EAST TENNESSEE STATE	W, 4-2
9/27	LIBERTY*	W, 2-0
10/4	LONGWOOD*	W, 3-2
10/10	at Presbyterian College*	W, 4-0
10/18	at UNC Asheville*	T, 1-1 2OT
10/22	GARDNER-WEBB*	W, 3-1
10/24	HIGH POINT*	L, 3-2 2OT
10/29	at #24 Coastal Carolina	L, 2-0
11/1	at Campbell	W, 3-1
11/5	at #20 Radford	W, 1-0
11/11	(5) LIBERTY#	W, 4-1
11/14	vs. (1) Radford	T, 1-1 2OT
	(WU falls 4-1 in shootout)	

^ Big South/Southern Shootout (Boiling Springs, NC)

& UNCW Courtyard Wilmington/Wrightsville Beach Classic (Wilmington, NC)

\* Big South Game

# Big South Tournament (Bryan Park-Greensboro, NC)


# WINTHROPEAGLES.COM



## WINTHROP SOCCER COMPLEX



## WINTHROP SOCCER COMPLEX



The men's soccer team plays at one of the best facilities in the Big South Conference as well as the entire southeast. The stadium seats 1,600 but can hold over 2,000 standing room only. It's also been the site of Open Cup games as well.





**CLICK HERE FOR A DRONE  
FLYOVER OF EAGLE FIELD**








The locker room and coaches offices are located inside of the Winthrop Coliseum. The coaches offices are decorated with a collection of trophies earned by the program through the years and has meeting areas inside the office as well.



The locker room has 30-plus lockers for the players and coaches with plenty of space at each locker as well as lock box to hold personal items. It is also equipped with a flat screen television to watch games as well as a stereo system with surround sound





# MATT HORN

**LOWE'S SENIOR CLASS AWARD  
SECOND TEAM  
ALL-AMERICA**

**NCAA**  
Walter Byers Post Graduate  
Scholarship Finalist



**NCAA**  
NCAA Post Graduate  
Scholarship Award

**LOWE'S  
SENIOR  
CLASS  
AWARD**

**CAPITAL ONE  
FIRST TEAM  
ACADEMIC ALL-AMERICA**

**ACADEMIC  
ALL-AMERICA  
TEAM**

**NSCAA SECOND TEAM  
ACADEMIC ALL-SOUTH**



Matt Horn is one of the most decorated players in the history of the program as he racked up six academic honors alone in his senior season. Horn earned the Walter Byers Post Graduate scholarship as well as the NCAA Post Graduate Scholarship. He became the school's first ever Capital One Academic All-America First Team selection and was voted to the Lowe's Senior Class Award Second Team All-America.

In addition to his honors mentioned above, Horn also earned NSCAA Academic Team All-Region honors. He is a two-time Big South All-Academic Team selection and a 2010 NSCAA University Men Scholar All-South Region Second Team selection. In addition to his honors for soccer and academics, he's a member of the Phi Kappa Phi Honor Society, Omicron Delta Kappa Honor Society and the Book and Key Honor Society. In the spring of 2011, Horn was awarded the Griffin-Guettler Award for Winthrop's male athlete with the highest GPA, the Ken Stanton award for going above and beyond the call of duty in leadership, the Big South Conference Student-Athlete of the Year Award in 2010 and Winthrop's Student Life Award for Student Service Project of the Year that involved Samaritan's Feet Initiative (award presented to Winthrop's SAAC 2010).






# From Winthrop To The Pros



- Eric Weikert  
Class of 1991  
Arizona Sandsharks (USISL)
- Eddie Rodriguez  
Class of 1991  
Omaha Dynamo (USISL)
- Shane Sallie  
Class of 1993  
Harrisburg Heat (NPSL)
- Ian Cardey  
Class of 1994  
Myrtle Beach Boyz (USISL)  
Canadian National Indoor Team
- Roger Williams  
Class of 1996  
Myrtle Beach Seadawgs (USL)
- Darryl Gomez  
Class of 2000  
Richmond Kickers (A-League)  
Buffalo Blizzard (NPSL)  
U-23 Trinidad-Tobago  
Olympic Team
- Rob Bruni  
Class of 2000  
Toronto Thunderhawks (NPSL)
- Justin Stevens  
Class of 2001  
Wilmington Hammerheads (D3 Pro)



**PLAYER**  
John Gilkerson  
Saidi Isaac  
Henry Kalungi

**YEAR**  
2009 MLS Supplemental 35th pick  
2009 MLS Supplemental, 41st pick  
2009 MLS Super Draft, 4th Round

**TEAM**  
New York Red Bulls  
New England Revolution  
Colorado Rapids

**PLAYERS INVITED TO THE MLS COMBINE**  
Otto Loewy, 2009  
Daniel Revivo, 2009  
Alex Isern, 2013



**--Francis Wakhisi****Class of 2002**

Indiana Invaders (PDL)  
Drafted 4th Round,  
Virginia Beach  
Mariners (A-League)

**--David Kenga****Class of 2006**

Charleston Battery (USL)

**--Saidi Isaac****Class of 2007**

New England Revolution  
(MLS)

**--Patrick Mitrovich****Class of 2008**

Charlotte Eagles (USL)

**--Daniel Revivo****Class of 2009**

Richmond Kickers (USL)  
Enkopings SK (Sweden)

**--Otto Loewy****Class of 2009**

New England Revolution (MLS)

**--Stephen Nsereko****Class of 2010**

Richmond Kickers (USL)



**STEPHEN  
NSEREKO**

**DAVID  
KENGA**







# MARCO REDA

Woodbridge, Ontario-- Class of 1998

- \*Canadian National Team (7 caps)
- \*Toronto FC (MLS)
- \*Vancouver Whitecaps (USL)
- \*Charleston Battery (USL)
- \*Aalborg BK (Danish Premiere League)
- \*Gillingham FC (1st Division England)
- \*Sogndal (1st Division Norway)
- \*Toronto Lynx (A-League)
- \*Cleveland (MISL)
- \*U-23 Canadian National Team



Reda made his debut for Canada in a February 2005 friendly match against Northern Ireland and has earned a total of 7 caps, scoring 1 goal. He has a non-playing squad member at the 2007 CONCACAF Gold Cup. His final international was a January 2008 friendly match against Martinique. His lone goal came on March 1, 2006 in a friendly 2-0 victory over Austria.







# HENRY KALUNGI

**Kampala, Uganda-- Class of 2009**

- \*Uganda National Team (15 caps)
- \*Charlotte Independence (USL-current)
- \*Richmond Kickers (USL)
- \*Proline FC (Uganda Premier League-Loan)
- \*Carolina Railhawks (USL-Loan)
- \*Drafted by Colorado Rapids (MLS), 4th Round, 2009
- \*U-20 Uganda National Team



Kalungi is currently a member of the Richmond Kickers and the Uganda National Team. He has helped anchor a Richmond back line that has ranked as one of the best teams in the USL defensively since his arrival in 2009. In the spring of 2013 he spent the entire MLS preseason with D.C. United. He then rejoined D.C. United in November for its Indonesian Tour.








# MATT STINSON

Toronto, Ontario-- Played at Winthrop 2010

- \*Canadian National Team
- \*Toronto FC (MLS)
- \*U-23 Canadian National Team
- \*U-20 Canadian National Team



Stinson made his senior team debut January 29, 2013 in an international friendly against United States. He is still a member of the Canadian National Team.





# JOHN GILKERSON

Winchester, VA-- Class of 2007

- \*New York Red Bulls (MLS-Supplemental draft 35th pick)
- \*Carolina Railhawks (USL)
- \*NSC Minnesota Stars (NASL)
- \*Richmond Kickers (USL-loan)



Gilkerson made his full professional debut for the Red Bulls on 1 July 2008, in a US Open Cup third round game against Crystal Palace Baltimore







# MICHAEL LUK

**Scarborough, Ontario-- Class of 2009**

- \*Eastern Sports Club (current)
- \*South China FC (Hong Kong 1st Division)
- \*Sun Hei (Hong Kong 1st Division)
- \*U-17 Canadian National Team





# OTTO LOEWY

Lawrenceville, GA-- Class of 2009

\*New England Revolution (MLS)



Loewy made his professional debut on April 26, 2011, in the Revs' 3-2 win over D.C. United in the Lamar Hunt US Open Cup.

