


MEN'S BASKETBALL HISTORY



WINTHROP

B A S K E T B A L L

-A-

De'Andre Adams – 05-06, 06-07
Gary Adcock – 78-79, 79-80
Micheal Anumba – 18-19, 19-20, 20-21, 21-22, 22-23, 23-24
Adonis Arms – 19-20, 20-21
Austin Awad – 17-18, 18-19

-B-

Sheldon Bailey – 01-02, 02-03
Alassanne Bakayoko – 00-01
Bryce Baker – 24-25
Owen Barnes – 98-99, 99-00, 00-01
Jay Barry – 88-89
Lawrence Bartee – 22-23
Ben Bennett – 78-79, 79-80, 80-81
Daylen Berry – 25-26
Shawn Blackmon – 88-89

Kellen Blake -- 14-15, 15-16, 16-17, 17-18
James Bourne – 11-12, 12-13, 13-14, 14-15
John Bowman – 82-83, 83-84, 84-85, 85-86
Craig Bradshaw – 03-04, 04-05, 05-06, 06-07
Melvin Branham – 91-92, 92-93, 93-94, 94-95
Carlin Bremner – 13-14
Anders Broman – 16-17, 17-18
Bjorn Broman – 15-16, 16-17, 17-18, 18-19
Chris Brown – 11-12
Larry Brown – 11-12, 12-13, 13-14, 14-15
Malloyd Brown – 87-88
Charles Brunson – 79-80, 80-81, 81-82
Pharrell Boyogueno – 25-26
Andy Buechert – 07-08, 09-10
Drew Buggs - 21-22
D.J. Burns Jr. – 19-20, 20-21, 21-22
Justin Burton – 07-08, 08-09, 09-10, 10-11
Nate Buss – 20-21, 21-22
Franklin Butts – 94-95, 95-96, 96-97, 97-98

-C-

Donovan Carter – 10-11, 11-12, 12-13, 13-14
Jeremy Chipiwalt – 95-96, 96-97
Cam Christy – 23-24, 24-25, 25-26
Chase Claxton – 19-20, 20-21, 21-22, 22-23, 23-24
Kody Clouet – 25-26
Reggie Coles – 95-96, 96-97, 97-98, 98-99
Marcus Cooke – 02-03, 03-04
Xavier Cooks -- 14-15, 15-16, 16-17, 17-18
Charles Corbin--07-08, 08-09, 09-10, 10-11
Josh Corbin – 19-20, 20-21, 21-22
Lashawn Coulter – 90-91, 92-93, 93-94, 94-95
John Cox – 84-85
Donnie Creamer – 78-79, 79-80
Ronnie Creamer – 78-79, 79-80

-D-

Clay Dade – 87-88, 88-89, 89-90
Otis Daniels – 04-05, 05-06

Josh Davenport – 13-14, 14-15, 15-16, 16-17
Avery Davis – 18-19
Raymond Davis – 08-09, 09-10
Chad DeWitt – 08-09, 09-10
Yoro Diallo – 22-23, 23-24, 24-25
Shola Diop – 11-12, 12-13
Steve DiUbaldo – 04-05
Scott Draughn – 04-05, 05-06
Robbie Dreher – 09-10, 10-11
K.J. Doucet – 23-24, 24-25
Logan Duncomb – 24-25, 25-26
Taylor Dunn – 09-10

-E-

Eyo Effiong – 98-99, 99-00, 00-01, 01-02
Alex English, Jr. – 01-02, 02-03
Matt Erps – 17-18
Kaleb Evans – 25-26

-F-

Byron Faison--07-08, 08-09
Charles Falden – 17-18, 18-19, 19-20, 20-21
Christian Farmer – 12-13, 13-14
Mike Fayed – 91-92, 92-93, 93-94, 94-95
Carl Feemster – 78-79, 79-80, 80-81, 81-82
Ryan Feemster – 04-05
Josh Ferguson – 16-17, 17-18, 18-19, 19-20
Eric Fisher – 98-99, 99-00
Patrick Fisher – 16-17
Howard Fleming Jr. – 21-22, 22-23
Kenny Fox – 87-88
Julius Francis – 10-11

-G-

Mike Gaither – 81-82, 82-83, 83-84
Gideon Gamble – 09-10, 10-11, 11-12, 12-13
Eddie Gay – 89-90, 90-91, 91-92, 92-93
Chris Gaynor – 04-05, 05-06, 06-07, 07-08
Jimmy Gavin – 15-16
Jim Gibson – 78-79, 79-80, 80-81, 81-82
Patrick Good – 21-22
Derrick Goodwin – 80-81, 82-83, 83-84
Josh Grant – 01-02, 02-03
Mike Griffin – 81-82
Heson Groves – 95-96, 96-97, 97-98, 98-99

-H-

Mark Hailey – 89-90, 90-91, 91-92, 92-93
Hunter Hale – 19-20
Tai Hamilton – 24-25, 25-26
Dave Hampton – 78-79, 79-80
Terry Hare – 87-88, 88-89
Lenwood Harris – 86-87, 87-88
Antwon Harris – 06-07, 07-08
Tywan Harris – 00-01, 01-02
Henry Harrison – 23-24, 24-25, 25-26
Kasen Harrison – 22-23, 23-24, 24-25
Lavar Hemphill – 01-02
Seifeldin Hendawy – 25-26

Derrick Henry – 11-12, 12-13, 13-14, 14-15
George Henson – 88-89, 89-90, 90-91
Cory Hightower – 21-22, 22-23
Mitch Hill – 14-15, 15-16, 16-17, 17-18
Elijah Holland – 02-03, 03-04
William Holliman – 89-90, 90-91
Ted Houpt – 85-86, 86-87
Billy Houston – 02-03, 03-04, 04-05
Clay Howard – 22-23, 23-24, 24-25
Britt Hudson – 78-79, 79-80
Anzelle Hunter – 89-90
Keyshawn Hunter – 18-19, 19-20, 20-21

-J-

Ivan Jenkins – 01-02, 02-03
Michael Jenkins – 04-05, 05-06, 06-07, 07-08
Joab Jerome – 10-11, 11-12, 12-13, 13-14
Brad Johnson – 90-91
Jerry Johnson – 86-87
Keon Johnson – 13-14, 14-15, 15-16, 17-18
Nick Johnson – 23-24, 24-25
Steve Johnson – 12-13
Tommy Johnson – 00-01
Ryan Jolly – 23-24
Andre Jones – 08-09, 09-10, 10-11, 11-12
Paul Jones III – 24-25
Russell Jones Jr. – 19-20, 20-21, 21-22
Jakub Juskowiak – 96-97, 97-98

-K-

Tommy Kamarad – 24-25, 25-26
Rexson Kenley – 04-05
Brandon Key – 03-04, 04-05
Jason Killeen – 04-05, 06-07
Jamal King – 19-20, 20-21, 21-22
Reggie King – 09-10, 10-11, 11-12, 12-13
Derrick Knox – 99-00, 00-01, 01-02

-L-

Bryant Latimer – 00-01, 01-02
Toneari Lane – 20-21, 21-22, 22-23
Todd Lassiter – 94-95, 95-96, 96-97
Gabe Leventis – 00-01, 01-02, 02-03, 03-04
Marcus Laster – 94-95, 95-96, 96-97, 97-98
Greg Lewis – 99-00, 01-02
Joseph Lopez -- 14-15

-M-

Brendan Magee – 84-85, 85-86, 86-87
Chris Malcolm – 08-09, 09-10
Torrell Martin – 03-04, 04-05, 05-06, 06-07
Gerald McAfee – 78-79, 79-80, 80-81, 81-82
Taj McCullough – 04-05, 05-06, 06-07, 07-08
Andrew McFalls – 94-95, 95-96, 96-97, 97-98
Xavier McKelvy – 22-23, 23-24
Fred McKinnon – 83-84, 84-85, 85-86
Jerome McKiver – 82-83, 83-84, 84-85, 85-86
Andy McKoy – 87-88, 88-89, 89-90

A
L
L
T
I
M
E

L
E
T
T
E
R
W
I
N
N
E
R
S

WINTHROP

B A S K E T B A L L

A
L
L
T
I
M
E

David McMahan – 93-94, 94-95, 95-96
 Sin'Cere McMahon – 21-22, 22-23, 23-24
 Dan McQueen – 82-83, 83-84
 Jamie McVay – 90-91, 91-92, 92-93, 93-94
 Josh Meo – 25-26
 Reggie Middleton – 08-09, 09-10, 10-11, 11-12
 Dreek Morgan – 18-19
 Anthony Moore – 00-01, 01-02
 Keon Moore – 12-13, 13-14, 14-15
 Kyle Moore – 06-07
 Michael Moore – 22-23, 23-24
 Tyron Myers – 99-00, 00-01, 01-02, 02-03
 Matt Morgan – 09-10, 10-11, 11-12
 Rocky Morris – 82-83, 83-84

-N-

Steve Napper – 93-94, 94-95
 Bryan Nieman – 02-03
 Ed Nnamoko – 25-26

-O-

Duby Okeke – 12-13, 13-14, 14-15, 15-16
 Doug Omli – 86-87, 87-88, 88-89, 89-90
 Allan Ours – 78-79, 80-81, 81-82

-P-

Roderick Perkins -- 14-15, 15-16, 16-17
 Robinson Petion – 99-00
 Jeff Pickard – 90-91, 91-92, 92-93
 Adam Pickett – 15-16, 16-17, 17-18, 18-19
 Todd Pigford – 92-93, 93-94, 94-95, 95-96
 Juontonio Pinckney – 96-97, 97-98, 98-99, 99-00
 Tobias Pinson – 11-12
 Freddy Poole -- 14-15, 15-16, 16-17, 17-18
 Brian Pope – 82-83, 83-84, 84-85
 Torrell Priest – 12-13
 Zach Price – 14-15, 15-16
 Tevin Prescott – 12-13, 13-14, 14-15, 15-16, 16-17
 Tom Pupavac – 17-18, 18-19, 19-20, 20-21

-R-

Jedd Rawlins – 89-90, 90-91
 Tim Raxter – 78-79, 79-80, 80-81, 81-82
 Jonathan Rice--05-06, 06-07, 07-08, 08-09
 Rick Riese – 78-79, 79-80, 80-81
 Mantoris Robinson – 06-07, 07-08, 08-09, 09-10
 Chuck Rombout – 88-89, 89-90
 Kareem Rozier – 25-26

-S-

Hunter Sadlon – 13-14, 14-15, 15-16, 16-17,
 Ivan Saicic – 13-14
 Pat Sass – 82-83, 83-84, 84-85
 Peter Scantlebury – 84-85
 Raivis Scerbinskis – 16-17, 17-18, 18-19
 Doug Schmeiding – 78-79
 Derrick Scott – 10-11, 11-12
 Jarad Scott – 13-14, 14-15, 15-16
 Everett Sesker – 85-86, 86-87, 87-88, 88-89



Philip Williams is seen here swatting Gonzaga's Adam Morrison in the NCAA Tournament. Williams played four years for the Eagles and helped them to three Big South Championships

Keondre Schumacher – 17-18, 18-19
 Kyle Shirk – 92-93
 James Shuler – 02-03, 03-04, 04-05, 05-06
 Andre Smith – 11-12, 12-13, 13-14, 14-15
 Kenny Smith – 86-87, 87-88
 Nych Smith – 17-18, 18-19
 Sean Smith – 86-87, 87-88, 88-89, 89-90
 Alex Spotts – 03-04
 Cameron Stanley – 08-09
 Lee Stafford – 86-87, 87-88, 88-89
 Chad Steele – 93-94, 94-95, 95-96, 96-97
 Jimmy Stemple – 94-95, 95-96
 Marcus Stewart – 00-01, 01-02
 Adrian Stockman – 98-99, 99-00
 David Stroman – 90-91, 93-94

-T-

Kelton Talford – 20-21, 22-23, 23-24, 24-25
 John Temple – 91-92, 92-93, 93-94, 94-95
 Broek Ten – 82-83, 83-84
 Braylhan Thomas – 25-26
 Alex Timmerman – 23-24
 Dan Tollens – 98-99
 Roger Toxey – 97-98, 98-99, 99-00, 00-01

-U-

Jermaine Ukaegbu – 17-18, 18-19

-V-

George Valentine – 07-08, 08-09, 10-11, 11-12
 Noah Van Bibber – 23-24, 24-25
 Jacques Vandescure – 98-99
 Chandler Vaudrin – 18-19, 19-20
 Brandon Vega – 12-13, 13-14
 Les Vermillion – 89-90
 Marc-David Vil – 07-08, 08-09

-W-

Robbie Waldrop – 97-98, 98-99, 99-00
 Rob Wallace – 96-97, 97-98, 98-99
 Tyrone Walker – 00-01, 01-02, 02-03, 03-04
 Allen Washington – 83-84, 84-85, 85-86
 Greg Washington – 85-86, 86-87, 87-88, 88-89
 Tyson Waterman – 95-96, 96-97, 98-99
 Dennis Watson – 90-91, 91-92, 92-93
 John Weiss – 85-86, 86-87, 87-88
 Thad Whittenburg – 81-82, 82-83
 Cameron Whiteside – 21-22, 22-23
 Carlo Wilkins – 90-91, 91-92, 92-93, 93-94
 Phillip Williams – 03-04, 04-05, 05-06, 06-07
 Isaiah Wilson – 22-23, 23-24, 24-25, 25-26
 Shaun Wise – 85-86, 87-88, 88-89, 89-90
 Pierre Wooten – 98-99, 00-01, 01-02, 02-03

-Z-

Kyle Zunic – 17-18, 18-19, 19-20, 20-21

L
E
T
T
E
R

W
I
N
N
E
R
S

1,000 Point Club

WINTHROP

B A S K E T B A L L

1,000 Point Club

Keon Johnson (G, 5-9, 180, Mansfield, OH)

YEARS	GP-GS	FGM-FGA	3PTM-3PTA	FTM-FTA	PTS	AVG.
2013-14	33-32	124-297	64-145	93-109	405	12.3
2014-15	31-22	109-271	51-141	88-106	357	11.5
2015-16	32-31	178-395	77-199	165-196	599	18.7
2016-17	32-30	221-511	102-255	171-197	715	22.3
Totals	128-115	632-1474	295-740	517-610	2076	16.2

Kelton Telford (F/C, 6-7, 200, Great Falls, SC)

YEARS	GP-GS	FGM-FGA	3PTM-3PTA	FTM-FTA	PTS	AVG.
2020-21	25-0	59-97	0-0	24-45	142	5.7
2021-22	31-5	101-150	0-0	62-101	264	8.5
2022-23	30-28	184-275	0-1	119-181	487	16.2
2023-24	31-28	153-245	2-8	130-188	438	14.1
2024-25	34-34	193-303	0-1	150-227	536	15.8
Totals	151-5	690-1070	2-10	485-742	1867	12.4

Charles Brunson (F, 6-8, 210, Great Falls, SC)

YEARS	GP-GS	FGM-FGA	3PTM-3PTA	FTM-FTA	PTS	AVG.
1979-80	20-9	113-172	0-0	70-100	296	4.8
1980-81	39-39	354-540	0-0	167-235	875	22.4
1981-82	33-33	266-483	0-0	147-194	679	20.5
Totals	92-81	733-1195	0-0	384-529	1850	20.1

Xavier Cooks (F, 6-8, 185, Wollongong, Australia)

YEARS	GP-GS	FGM-FGA	3PTM-3PTA	FTM-FTA	PTS	AVG.
2014-15	32-27	97-181	3-16	51-83	248	7.8
2015-16	32-32	172-332	39-99	88-115	471	14.7
2016-17	33-31	196-402	38-109	113-162	543	16.5
2017-18	30-29	194-385	21-66	107-160	516	17.2
Totals	127-119	619-1300	101-290	359-520	1778	14.0

LaShawn Coulter (G, 6-2, 170, Newton, NC)

YEARS	GP-GS	FGM-FGA	3PTM-3PTA	FTM-FTA	PTS	AVG.
1990-91	28-25	121-275	8-26	25-43	296	10.5
1992-93	30-29	188-433	89-226	46-61	511	17.0
1993-94	27-25	167-419	87-241	34-41	458	16.9
1994-95	27-26	142-333	70-183	45-65	399	14.8
Totals	112-105	628-1460	254-676	150-210	1663	14.8

Tyson Waterman (G, 5-11, 185, Hemingway, SC)

YEARS	GP-GS	FGM-FGA	3PTM-3PTA	FTM-FTA	PTS	AVG.
1995-96	26-20	104-242	52-138	64-91	324	12.5
1996-97	27-27	143-369	59-186	94-133	439	16.1
1998-99	29-29	94-237	62-166	84-101	334	11.5
1999-00	29-29	114-297	69-195	67-90	364	12.6
Totals	111-105	455-1145	242-685	309-415	1461	13.2



KEON JOHNSON became the program's first 2,000-point scorer and the 10th player in the history of the Big South to hit that mark in a career. His 715 points in 2016-17 are second only to Charles Brunson for the most in a single-season.

Fred McKinnon (F, 6-6, 185, Crystal River, FL)

YEARS	GP-GS	FGM-FGA	3PTM-3PTA	FTM-FTA	PTS	AVG.
1983-84	30-27	128-292	0-0	63-74	319	10.6
1984-85	27-27	208-406	0-0	79-97	495	18.3
1985-86	29-29	274-537	0-0	65-99	613	21.1
Totals	86-83	610-1235	0-0	207-378	1427	16.6

Torrell Martin (G, 6-5, 205, Columbia, SC)

YEARS	GP-GS	FGM-FGA	3PTM-3PTA	FTM-FTA	PTS	AVG.
2003-04	19-8	59-153	22-78	20-30	160	8.4
2004-05	31-30	135-279	71-164	66-89	407	13.1
2005-06	31-31	153-345	78-192	45-81	429	13.8
2006-07	27-26	148-298	54-146	41-56	391	14.5
Totals	108-95	495-1075	225-580	172-266	1387	12.8

Mark Hailey (F, 6-6, 210, Charlotte, NC)

YEARS	GP-GS	FGM-FGA	3PTM-3PTA	FTM-FTA	PTS	AVG.
1989-90	29-26	93-193	0-1	86-122	272	9.3
1990-91	24-21	79-162	0-2	65-108	223	9.3
1991-92	28-27	151-299	0-1	122-171	424	15.1
1992-93	30-29	175-381	13-35	102-142	465	15.5
Totals	111-103	498-1035	13-39	375-543	1384	12.5

Mike Gaither (G, 6-1, 180, Rock Hill, SC)

YEARS	GP-GS	FGM-FGA	3PTM-3PTA	FTM-FTA	PTS	AVG.
1981-82	33-33	239-485	0-0	98-113	574	12.4
1982-83	35-32	187-405	0-0	79-95	454	12.9
1983-84	32-8	96-205	0-0	80-99	272	8.5
Totals	100-73	522-1095	0-0	257-307	1302	13.0

Bennie Bennett (G, 6-1, 165, Clover, SC)

YEARS	GP-GS	FGM-FGA	3PTM-3PTA	FTM-FTA	PTS	AVG.
1978-79	34-27	169-332	0-0	73-101	411	12.0
1979-80	27-16	138-284	0-0	102-124	378	14.0
1980-81	39-39	190-417	0-0	127-167	507	13.0
Totals	100-82	497-1033	0-0	302-392	1296	13.0

Andre Jones (G, 6-2, 197, Suffolk, VA)

YEARS	GP-GS	FGM-FGA	3PTM-3PTA	FTM-FTA	PTS	AVG.
2008-09	30-23	101-276	35-102	39-52	276	9.2
2009-10	31-13	66-198	15-69	35-54	182	5.9
2010-11	30-30	116-273	32-90	57-77	321	10.7
2011-12	32-32	182-421	53-156	95-119	512	16.0
Totals	123-98	465-1168	135-417	226-302	1291	10.5

Michael Jenkins (G, 6-3, 195, Kinston, NC)

YEARS	GP-GS	FGM-FGA	3PTM-3PTA	FTM-FTA	PTS	AVG.
2004-05	32-3	32-121	18-79	15-19	97	3.0
2005-06	31-1	62-176	31-96	26-35	181	5.8
2006-07	34-32	181-394	100-241	40-57	502	14.8
2007-08	34-34	166-399	74-201	67-94	473	13.9
Totals	131-70	441-1088	223-617	148-205	1253	9.6

1,000 Point Club

Tyrone Walker (F, 6-6, 220, North Augusta, SC)

YEARS	GP-GS	FGM-FGA	3PTM-3PTA	FTM-FTA	PTS	AVG.
2000-01	30- 6	82-161	25- 59	42- 57	232	8.5
2001-02	31-31	116-263	46- 124	63- 86	341	11.0
2002-03	25-24	112-258	34- 94	71- 87	329	13.2
2003-04	28-27	130-294	34-101	66- 96	360	12.9
Totals	114- 88	433-965	139-378	242-326	1245	10.9

Greg Washington (F, 6-5, 180, Hemingway, SC)

YEARS	GP-GS	FGM-FGA	3PTM-3PTA	FTM-FTA	PTS	AVG.
1985-86	25-0	45-82	0-0	41-51	131	5.2
1986-87	27-26	108-219	1-4	46-64	263	9.7
1987-88	30-30	159-333	1-4	70-85	389	12.9
1988-89	29-29	168-280	5-13	100-130	441	15.2
Totals	111-85	480-914	7-21	194-330	1224	11.0

Tim Raxter (F, 6-7, 210, Rock Hill, SC)

YEARS	GP-GS	FGM-FGA	3PTM-3PTA	FTM-FTA	PTS	AVG.
1978-79	34-6	79-172	0-0	63-103	221	6.5
1979-80	27-14	66-140	0-0	48- 74	180	6.6
1980-81	39-39	164-297	0-0	98-154	426	10.9
1981-82	28-26	132-214	0-0	102-171	366	10.0
Totals	128-85	441-823	0-0	311-502	1193	9.3

Reggie Middleton (G, 6-1, 196, Augusta, GA)

YEARS	GP-GS	FGM-FGA	3PTM-3PTA	FTM-FTA	PTS	AVG.
08-09	22-14	50-169	12-56	13-21	125	5.7
09-10	33-29	118-298	31-95	66-104	333	10.1
10-11	29-26	107-242	23-78	82-121	319	11.0
11-12	32-32	140-367	47-135	81-115	408	12.8
Totals	116-101	415-1076	113-364	242-361	1185	10.2

James Shuler (F/G, 6-6, 220, Jonesville, FL)

YEARS	GP-GS	FGM-FGA	3PTM-3PTA	FTM-FTA	PTS	AVG.
2002-03	28- 0	49- 121	8- 29	41- 63	147	5.2
2003-04	26-10	65- 172	14- 52	83- 104	227	8.7
2004-05	32-31	114- 262	21- 61	139-178	388	12.1
2005-06	30-29	109-266	23- 75	157-186	398	13.3
Totals	116-70	337--821	66 -217	420-531	1160	10.0

Craig Bradshaw (C, 6-10, 245, Wellington, NZ)

YEARS	GP-GS	FGM-FGA	3PTM-3PTA	FTM-FTA	PTS	AVG.
2003-04	27- 9	22-56	8- 21	10-17	62	2.3
2004-05	33-33	93-207	33- 76	46-70	265	8.0
2005-06	31-31	144-275	32- 91	78-118	398	12.6
2006-07	32-31	157-322	33-101	86-142	433	13.5
Totals	123-104	416-860	106 -289	220-347	1158	9.4

WINTHROP

B A S K E T B A L L




CRAIG BRADSHAW is one of just two centers in the 1,000 point club.



XAVIER COOKS became the 24th player in program history to score 1,000 points. He's currently 12th all-time.

1,000 Point Club



TY WALKER is one of the all-time leaders in points and rebounds.



JAMES SHULER earned nearly half of his points at the free throw line in his career ranking 3rd all-time in free throw attempts.

Kasen Harrison (G, 6-2, 200, Beaumont, TX)

YEARS	GP-GS	FGM-FGA	3PTM-3PTA	FTM-FTA	PTS	AVG.
2022-23	29-26	111-231	28-62	83-110	333	11.5
2023-24	31-29	111-264	28-92	99-131	349	11.3
2024-25	34-34	161-323	21-52	110-153	453	13.3
Totals	94-89	383-818	77-206	292-394	1135	12.1

D.J. Burns Jr. (F, 6-9, 275, Rock Hill, SC)

YEARS	GP-GS	FGM-FGA	3PTM-3PTA	FTM-FTA	PTS	AVG.
2019-20	33-16	175-300	0-3	44-77	394	11.9
2020-21	25-24	114-196	0-1	25-41	253	10.1
2021-22	32-27	214-342	0-2	53-82	481	15.0
Totals	90-67	503-838	0-6	122-200	1128	12.5

Josh Ferguson (F, 6-8, 210, Miami, FL)

YEARS	GP-GS	FGM-FGA	3PTM-3PTA	FTM-FTA	PTS	AVG.
2016-17	32-1	26-59	5-20	21-27	78	2.4
2017-18	31-26	123-202	4-18	65-86	315	10.2
2018-19	30-27	114-250	52-127	52-67	332	11.1
2019-20	34-32	141-319	58-176	49-74	389	11.4
Totals	127-86	404-830	119-341	187-254	1114	8.8

Eddie Gay (C, 6-9, 215, St. Petersburg, FL)

YEARS	GP-GS	FGM-FGA	3PTM-3PTA	FTM-FTA	PTS	AVG.
1989-90	22-5	20-38	0-2	11-27	51	2.3
1990-91	28-26	91-157	0-2	47-89	229	8.2
1991-92	28-28	113-177	0-3	56-83	282	10.1
1992-93	30-30	194-309	0-3	129-191	517	17.2
Totals	108-89	418-681	0-10	243-390	1079	10.0

Andre Smith (G, 5-10, 170, Tampa, FL)

YEARS	GP-GS	FGM-FGA	3PTM-3PTA	FTM-FTA	PTS	AVG.
2011-12	29-6	34-104	21-73	6-11	95	3.3
2012-13	31-28	84-243	58-151	55-73	281	9.1
2013-14	33-28	106-257	71-170	47-58	334	10.1
2014-15	32-32	122-327	64-168	53-63	361	11.3
Totals	125-94	348-931	214-582	161-205	1071	8.6

Carlo Wilkins (G, 6-3, 180, Tryon, NC)

YEARS	GP-GS	FGM-FGA	3PTM-3PTA	FTM-FTA	PTS	AVG.
1990-91	28-24	87-197	1-10	35-49	210	7.5
1991-92	27-19	125-274	6-9	65-91	321	11.9
1992-93	30-26	84-225	17-79	66-104	251	8.4
1993-94	24-17	83-225	27-87	45-65	238	9.9
Totals	109-86	379-921	51-195	211-309	1020	9.4

Pierre Wooten (G, 6-3, 180, Cincinnati, OH)

YEARS	GP-GS	FGM-FGA	3PTM-3PTA	FTM-FTA	PTS	AVG.
1998-99	28-0	20-68	2-15	34-52	76	2.7
2000-01	31-31	85-224	36-105	58-90	264	8.5
2001-02	31-30	80-215	33-101	94-122	287	9.3
2002-03	30-29	128-310	45-138	91-134	392	13.1
Totals	120-90	313-817	116-359	277-399	1019	8.5



EDDIE GAY along with teammate Mark Hailey became the 6th and 7th players in program history to score 1,000 points.

Chris Gaynor (G, 5-10, 160, Winston-Salem, NC)

YEARS	GP-GS	FGM-FGA	3PTM-3PTA	FTM-FTA	PTS	AVG.
2004-05	33-33	72-197	38-120	29-44	211	6.4
2005-06	31-31	75-166	52-118	11-15	213	6.9
2006-07	31-31	78-186	43-110	42-59	241	7.8
2007-08	34-34	110-250	66-152	49-81	335	9.9
Totals	129-129	335-799	182-500	131-199	1000	7.8

Keon Moore (G, 6-5, 190, Windsor, NC)

YEARS	GP-GS	FGM-FGA	3PTM-3PTA	FTM-FTA	PTS	AVG.
2013-14	29-24	133-305	64-163	77-94	407	14.0
2014-15	32-32	188-424	101-234	116-135	593	18.5
Totals	61-56	321-729	165-397	193-229	1000	16.4

Bjorn Broman (G, 6-0, 177, Duluth, MN)

YEARS	GP-GS	FGM-FGA	3PTM-3PTA	FTM-FTA	PTS	AVG.
2015-16	32-26	54-171	43-135	41-49	192	6.0
2016-17	33-30	56-156	45-129	20-27	177	5.4
2017-18	31-29	94-215	72-175	56-69	316	10.2
2018-19	29-26	84-219	64-179	83-103	315	10.9
Totals	125-111	288-761	224-618	200-248	1000	8.0



PIERRE WOOTEN is one of the all-time leading scorers and in assists



KASEN HARRISON scored over 1,000 career points in three seasons with the Eagles and is also 5th all-time in career assists.

Games Played

151	Kelton Talford—(2020-25)
148	Chase Claxton—(2019-24)
138	Micheal Anumba—(2018-24)
131	George Valentine—(2007-12)
131	Michael Jenkins—(2005-2008)
129	Chris Gaynor—(2005-2008)
128	Keon Johnson—(2013-17)
128	Joshua Davenport—(2013-17)
128	Tim Raxter—(1978-82)
127	Xavier Cooks—(2014-18)
127	Justin Burton—(2007-11)
126	Mantoris Robinson—(2005-10)

Games Started

129	Chris Gaynor—(2005-08)
128	Micheal Anumba—(2018-24)
119	Xavier Cooks—(2014-18)
115	Keon Johnson—(2013-17)
111	Bjorn Broman—(2015-19)
105	Tyson Waterman—(1996, 98-00)
105	LaShawn Coulter—(1990, 92-95)
104	Craig Bradshaw—(2004-2007)
104	Mike Fayed—(1991-95)
103	Roger Toxey—(1997-01)
103	Mark Hailey—(1989-93)
102	Rick Riese—(1978-81)
102	Sean Smith—(1986-90)
102	Roger Toxey—(1997-01)

Points Scored

2076	Keon Johnson—(2013-17)
1867	Kelton Talford—(2020-25)
1850	Charles Brunson—(1979-82)
1778	Xavier Cooks—(2014-18)
1660	LaShawn Coulter—(1990, 92-95)
1461	Tyson Waterman—(1996, 98-00)
1427	Fred McKinnon—(1983-86)
1387	Torrell Martin—(2004-2007)
1384	Mark Hailey—(1989-93)
1302	Mike Gaither—(1981-84)

Minutes Played

3940	Keon Johnson—(2013-17)
3890	Chris Gaynor—(2005-08)
3683	LaShawn Coulter—(1990, 92-95)
3642	Bjorn Broman—(2014-19)
3599	Kelton Talford—(2020-25)
3558	Xavier Cooks—(2014-18)
3423	Andre Jones—(2008-12)
3418	Sean Smith—(1986-90)
3414	Tim Raxter—(1978-82)
3364	Tyson Waterman—(1996, 1998-00)

Field Goals Attempted

1474	Keon Johnson—(2013-17)
1460	LaShawn Coulter—(1990, 92-95)
1300	Xavier Cooks—(2014-18)

1235	Fred McKinnon—(1983-86)
1195	Charles Brunson—(1979-82)
1145	Tyson Waterman—(1996, 98-00)
1168	Andre Jones—(2008-12)
1095	Mike Gaither—(1981-84)
1090	Michael Jenkins—(2005-08)
1076	Reggie Middleton—(2008-12)

Field Goals Made

733	Charles Brunson—(1979-82)
690	Kelton Talford—(2020-25)
659	Xavier Cooks—(2014-18)
632	Keon Johnson—(2013-17)
628	LaShawn Coulter—(1990, 92-95)
610	Fred McKinnon—(1983-86)
522	Mike Gaither—(1981-84)
503	D.J. Burns Jr.—(2019-22)
498	Mark Hailey—(1989-93)
497	Ben Bennett—(1978-81)

Field Goal Percentage (250 made)

.645	Kelton Talford—(2020-25)
.614	Eddie Gay—(418-681/1989-93)
.613	Charles Brunson—(733-1195/1979-82)
.600	D.J. Burns Jr.—(2019-22)
.564	George Valentine—(294-521/2007-12)
.556	Dan McQueen—(252-457/1982-84)
.552	Allen Washington—(336-608/1983-86)
.545	Adam Pickett—(304-558/2015-19)
.536	Tim Raxter—(441-823/1978-82)
.526	Jon Bowman—(289-549/1982-86)

Free Throws Attempted

742	Kelton Talford—(2020-25)
610	Keon Johnson—(2013-17)
543	Mark Hailey—(1989-93)
531	James Shuler—(2003-06)
529	Charles Brunson—(1979-82)
520	Xavier Cooks—(2014-18)
502	Tim Raxter—(1978-82)
415	Tyson Waterman—(1996, 98-00)
405	Chad Steele—(1993-97)
402	Ben Bennett—(1978-81)

Free Throws Made

517	Keon Johnson—(2013-17)
485	Kelton Talford—(2020-25)
420	James Shuler—(2003-06)
384	Charles Brunson—(1979-82)
375	Mark Hailey—(1989-93)
359	Xavier Cooks—(2014-18)
311	Tim Raxter—(1978-82)
309	Tyson Waterman—(1996, 98-00)
302	Ben Bennett—(1978-81)
277	Pierre Wooten—(1999, 2001-03)

Free Throw Percentage (100 made)

.865	Gerald McAfee—(128-148/1978-82)
.852	Ted Houpt—(144-169/1985-87)
.848	Keon Johnson—(346-413/2013-17)
.846	Anders Broman—(104-123/2016-18)
.845	Brian Pope—(174-206/1982-85)
.843	Keon Moore—(193-229/2013-15)
.839	Sin'Cere McMahan—(2021-24)
.837	Mike Gaither—(257-307/1981-84)
.828	Jimmy Gavin—(111-134/2015-16)
.819	Clay Dade—(100-122/1986-90)

3-Point Field Goals Made

295	Keon Johnson—(2013-17)
254	LaShawn Coulter—(1990-95)
242	Tyson Waterman—(1995-2000)
225	Torrell Martin—(2003-07)
224	Bjorn Broman—(2015-19)
223	Michael Jenkins—(2004-08)
214	Andre Smith—(2011-15)
199	Chris Gaynor—(2004-08)
195	Robbie Waldrop—(1997-2000)
170	Sin'Cere McMahan—(2021-24)

3-Point Field Goals Attempted

740	Keon Johnson—(2013-17)
685	Tyson Waterman—(1995-2000)
678	LaShawn Coulter—(1990-95)
618	Bjorn Broman—(2015-19)
617	Michael Jenkins—(2004-08)
582	Andre Smith—(2011-15)
580	Torrell Martin—(2003-07)
525	Robbie Waldrop—(1997-2000)
500	Chris Gaynor—(2004-08)
454	Sin'Cere McMahan—(2021-24)

3-Point Field Goal Percentage (75 made min.)


.425	Patrick Good—(2021-22)
.425	J. Weiss—(1986-88)
.417	John Temple—(1991-95)
.416	Keon Moore—(2013-15)
.410	Jimmy Gavin—(2015-16)
.404	Charles Falden—(2017-21)
.399	Keon Johnson—(2013-17)
.398	Chris Gaynor—(2004-08)
.396	Anders Broman—(2016-18)
.388	Torrell Martin—(2003-07)
.382	Toneari Lane—(2020-23)
.378	Mike Fayed—(1991-95)

Rebounds

983	Xavier Cooks—(2014-18)
937	Kelton Talford—(2020-25)
913	Charles Brunson—(1979-82)
741	Josh Ferguson—(2016-20)
701	Tyrone Walker—(2000-04)
692	Chad Steele—(1993-97)
676	George Valentine—(2007-12)



KEON JOHNSON (above) is the most prolific scorer in the history of Winthrop basketball and one of the Top 10 scorers all-time in Big South history



James Shuler is the only player in school history to knock down 400 or more free throws in a career

Career Top 10

WINTHROP

B A S K E T B A L L

Career Top 10

675	Mark Hailey—(1989-93)
652	Tim Raxter—(1978-82)
648	Charles Corbin—(2007-11)

Rebounds Per Game (50 games)

10.4	Charles Brunson—(1980-82)
10.1	Ronnie Creamer—(1978-80)
7.7	Xavier Cooks—(2014-18)
7.6	Allen Washington—(1983-86)
7.5	Donnier Creamer—(1978-80)
6.6	Dan McQueen—(1982-84)
6.2	Kelton Talford—(2020-25)
5.8	Josh Ferguson—(2016-20)
5.6	Charles Corbin—(2007-11)
5.3	Craig Bradshaw—(2004-07)
5.3	Rocky Morris—(1982-84)

Assists

656	Rick Riese—(1978-81)
567	Chris Gaynor—(2005-08)
557	Mike Fayed—(1991-95)
469	Tyson Waterman—(1996/98-00)
410	Reggie Middleton—(2008-12)
375	Pierre Wooten—(1999, 2001-03)
376	Kasen Harrison—(2022-25)
362	Ben Bennett—(1978-81)
338	James Shuler—(2003-06)
322	Andre Smith—(2011-15)

Assists Per Game (65 games)

6.3	Rick Riese—(1978-81)
5.1	Mike Fayed—(1991-95)
4.4	Chris Gaynor—(2005-08)
4.2	Tyson Waterman—(1996/98-00)
4.0	Kasen Harrison—(2022-25)
3.6	Bennie Bennett—(1978-81)
3.5	Reggie Middleton—(2008-12)
3.1	Pierre Wooten—(1999, 2001-03)
3.1	Patt Sass—(1982-85)

Steals

476	Rick Riese—(1978-81)
259	Chris Gaynor—(2005-08)
204	Roger Toxey—(1997-01)
186	Tyson Waterman—(1996, 98-00)
174	LaShawn Coulter—(1990, 92-95)
173	Reggie Middleton—(2008-12)
162	Mark Hailey—(1989-93)
154	Torrell Martin—(2003-07)
146	James Shuler—(2003-06)
143	Mike Gaither—(1981-84)

Steals Per Game (65 games)

4.6	Rick Riese—(1978-81)
2.0	Chris Gaynor—(2005-08)
1.8	Roger Toxey—(1997-01)
1.7	Tyson Waterman—(1996, 98-00)
1.6	LaShawn Coulter—(1990, 92-95)
1.5	Reggie Middleton—(2008-12)

1.5	Mark Hailey—(1989-93)
1.4	Torrell Martin—(2003-07)
1.4	Mike Gaither—(1981-84)
1.3	Dan McQueen—(198-84)
1.3	James Shuler—(2003-06)

Blocked Shots

221	Xavier Cooks—(2014-18)
165	Duby Okeke—(2014-17)
139	Billy Houston—(2003-06)
125	Josh Grant—(2001-2004)
118	Chase Claxton—(2019-24)
104	Tyrone Walker—(2000-2004)
103	Allen Washington—(1983-86)
97	George Valentine—(2007-12)
97	Rick Riese—(1978-81)
96	Todd Lassiter—(1993, 94-97)

Blocked Shots Per Game (65 games)

1.9	Josh Grant—(2001-2004)
1.8	Duby Okeke—(2014-17)
1.7	Xavier Cooks—(2014-18)
1.7	Billy Houston—(2003-06)
1.2	Allen Washington—(1983-86)
1.1	Todd Lassiter—(1993, 94-97)
0.9	Tyrone Walker—(2000-2004)
0.9	Rick Riese—(1978-81)
0.7	George Valentine—(2007-12)
0.7	Craig Bradshaw—(2003-07)

Personal Fouls

339	Mark Hailey—(1989-93)
335	Chad Steele—(1993-97)
324	Xavier Cooks—(2014-18)
319	Kelton Talford—(2020-25)
317	Tyson Waterman—(1996, 1998-00)
317	Rick Riese—(1978-81)
302	Charles Corbin—(2007-11)
300	Mantoris Robinson—(2006-10)
300	Melvin Branham—(1991-95)
292	Mike Fayed—(1991-95)
283	Reggie Middleton—(2008-12)


Times Disqualified

23	Melvin Branham—(1991-95)
22	Mark Hailey—(1989-93)
19	Ronnie Creamer—(1978-80)
16	Rick Riese—(1978-81)
15	Xavier Cooks—(2014-18)
14	K.J. Doucet—(2023-25)
14	Tyson Waterman—(1996, 98-00)
13	Jeff Pickard—(1989-93)
13	Jerome McKiver—(1982-86)
12	Chad Steele—(1993-97)
10	Tevin Prescott—(2012-17)
10	Kenny Smith—(1986-88)
10	Todd Lassiter—(1993, 94-97)



TORRELL MARTIN

Torrell Martin is 6th all-time in points and 3rd all-time in three-pointers made



BILLY HOUSTON

Billy Houston became the school's all-time shot blocker in just three seasons



CHRIS GAYNOR

Chris Gaynor is 2nd all-time in assists and steals and has the most starts in school history with 129.

Single-Season Top 10

WINTHROP

B A S K E T B A L L

Single-Season Top 10

Games Played

39	Charlie Brunson–(1980-81)
39	Bennie Bennett–(1980-81)
39	Tim Raxter–(1980-81)
39	Rick Riese–(1980-81)
38	Jim Gibson–(1980-81)
37	Alan Ours–(1980-81)
37	Gerald McAfee–(1980-81)
35	Mike Gaither–(1982-83)
35	Dan McQueen–(1982-83)
35	Brian Pope–(1982-83)
35	Ronnie Creamer–(1978-79)
35	Rick Riese–(1978-79)
35	John Bownman–(1982-83)

576	Mike Gaither–(1981-82)
543	Xavier Cooks–(2016-17)
Scoring Average (min. 20 games)	
22.4	Charlie Brunson–(1980-81)
22.3	Keon Johnson–(2016-17)
21.1	Fred McKinnon–(1985-86)
20.6	Charlie Brunson–(1981-82)
18.7	Keon Johnson–(2015-16)
18.7	Jimmy Gavin–(2015-16)
18.5	Keon Moore–(2014-15)
18.3	Fred McKinnon–(1984-85)
17.6	Ted Houpt–(1986-87)
17.4	Mike Gaither–(1981-82)

.620	Allen Washington–(1985-86)
.617	Tim Raxter–(1981-82)
Free Throws Attempted	
235	Charlie Brunson–(1980-81)
227	Kelton Talford–(2024-25)
198	Keon Johnson–(2015-16)
197	Keon Johnson–(2016-17)
194	Charlie Brunson–(1981-82)
192	Marcus Stewart–(2000-01)
191	Eddie Gay–(1992-93)
188	Kelton Talford–(2023-24)
186	James Shuler–(2005-06)
181	Nick Johnson–(2024-25)

78	Torrell Martin–(2005-06)
----	--------------------------

3-point Field Goals Attempted

255	Keon Johnson–(2016-17)
241	Michael Jenkins–(2006-07)
241	LaShawn Coulter–(1993-94)
238	Hunter Hale–(2019-20)
234	Keon Moore–(2014-15)
229	Jimmy Gavin–(2015-16)
226	LaShawn Coulter–(1992-93)
201	Michael Jenkins–(2007-08)
199	Keon Johnson–(2015-16)
198	David McMahan–(1994-95)

Games Started

39	Charlie Brunson–(1980-81)
39	Bennie Bennett–(1980-81)
39	Tim Raxter–(1980-81)
39	Rick Riese–(1980-81)
35	Dan McQueen–(1982-83)
34	Kasen Harrison–(2024-25)
34	Kelton Talford–(2024-25)
34	Michael Jenkins–(2007-08)
34	Chris Gaynor–(2007-08)
34	Phillip Williams–(2006-07)
34	Ronnie Creamer–(1978-79)

Field Goals Attempted

584	Ronnie Creamer–(1978-79)
540	Charlie Brunson–(1980-81)
537	Fred McKinnon–(1985-86)
511	Keon Johnson–(2016-17)
485	Mike Gaither–(1981-82)
483	Charlie Brunson–(1981-82)
433	LaShawn Coulter–(1992-93)
424	Keon Moore–(2014-15)
421	Andre Jones–(2011-12)
419	LaShawn Coulter–(1993-94)

Free Throws Made

171	Keon Johnson–(2016-17)
167	Charlie Brunson–(1980-81)
165	Keon Johnson–(2015-16)
157	James Shuler–(2005-06)
150	Kelton Talford–(2024-25)
147	Charlie Brunson–(1981-82)
139	James Shuler–(2004-05)
135	George Henson–(1989-90)
133	Marcus Stewart–(2000-01)
130	Kelton Talford–(2020-25)

3-point Field Goal Percentage (min. 35 made)

.460	Charles Falden–(2018-19)
.453	Adam Pickett–(2018-19)
.442	Joab Jerome–(2013-14)
.441	Keon Johnson–(2013-14)
.441	Chris Gaynor–(2005-06)
.437	John Weiss–(1987-88)
.434	Chris Gaynor–(2007-08)
.433	Torrell Martin–(2004-05)
.432	Keon Moore–(2014-15)
.425	Patrick Good–(2021-22)

Minutes Played

1,374	Charlie Brunson–(1980-81)
1,303	Tim Raxter–(1980-81)
1,261	Bennie Bennett–(1980-81)
1,250	Charlie Brunson–(1981-82)
1,226	Mike Gaither–(1981-82)
1,220	Rick Riese–(1980-81)
1,131	Dan McQueen–(1982-83)
1,125	Keon Johnson–(2016-17)
1,120	Chris Gaynor–(2007-08)
1,111	Fred McKinnon–(1985-86)

Field Goals Made

354	Charlie Brunson–(1980-81)
276	Ronnie Creamer–(1978-79)
274	Fred McKinnon–(1985-86)
266	Charlie Brunson–(1981-82)
239	Mike Gaither–(1981-82)
221	Keon Johnson–(2016-17)
214	D.J. Burns Jr.–(2021-22)
208	Fred McKinnon–(1984-85)
199	Donnie Creamer–(1978-79)
196	Jimmy Gavin–(2015-16)
196	Xavier Cooks–(2017-18)

Free Throw Percentage (min. 80 made)

.895	Sin'Cere McMahan–(2022-23)
.868	Keon Johnson–(2016-17)
.867	Mike Gaither–(1981-82)
.859	Keon Moore–(2014-15)
.853	Keon Johnson–(2013-14)
.852	Anders Broman–(2017-18)
.844	James Shuler–(2005-06)
.833	Keon Johnson–(2015-16)
.832	Tyson Waterman–(1998-99)
.830	Keon Johnson–(2014-15)

Points Scored

875	Charlie Brunson–(1980-81)
715	Keon Johnson–(2016-17)
679	Charlie Brunson–(1981-82)
613	Fred McKinnon–(1985-86)
599	Keon Johnson–(2015-16)
597	Jimmy Gavin–(2015-16)
597	Ronnie Creamer–(1978-79)
593	Keon Moore–(2014-15)

Field Goal Percentage (min. 100 made)

.671	Kelton Talford–(2021-22)
.669	Kelton Talford–(2022-23)
.657	Charlie Brunson–(1979-80)
.656	Charlie Brunson–(1980-81)
.638	Eddie Gay–(1991-92)
.637	Kelton Talford–(2024-25)
.628	Eddie Gay–(1992-93)
.624	Kelton Talford–(2023-24)

3-point Field Goals Made


102	Keon Johnson–(2016-17)
101	Keon Moore–(2014-15)
100	Michael Jenkins–(2006-07)
94	Jimmy Gavin–(2015-16)
89	LaShawn Coulter–(1992-93)
87	LaShawn Coulter–(1993-94)
84	Hunter Hale–(2019-20)
79	Patrick Good–(2021-22)
78	Keon Johnson–(2015-16)

Single-Season Top 10

WINTHROP


B A S K E T B A L L

Single-Season Top 10



GREG LEWIS

Greg Lewis averaged a double-double in 2001-02. He became the 3rd player in school history to do so and the first at the NCAA Division I level.



JOAB JEROME

Entering his senior season Joab Jerome had made a combined 11 threes but in his final season was 38-for-86 to have the most accurate single-season mark in school history at .442

Rebounds

453	Charlie Brunson—(1980-81)
313	Greg Lewis—(2001-02)
308	Ronnie Creamer—(1978-79)
300	Xavier Cooks—(2016-17)
294	Charlie Brunson—(1981-82)
290	Allen Washington—(1985-86)
289	Mark Hailey—(1992-93)
285	Dan McQueen—(1982-83)
280	Donnie Creamer—(1979-80)
269	Kelton Talford—(2024-25)

Rebound Per Game

11.6	Charlie Brunson—(1980-81)
10.1	Greg Lewis—(2001-02)
10.0	Allen Washington—(1985-86)
9.7	Donnie Creamer—(1979-80)
9.6	Mark Hailey—(1992-93)
9.1	Xavier Cooks—(2016-17)
8.9	Charlie Brunson—(1981-82)
8.8	Xavier Cooks—(2017-18)
8.8	Ronnie Creamer—(1979-80)
8.8	Ronnie Creamer—(1978-79)

Assists

317	Rick Riese—(1980-81)
191	Chandler Vaudrin—(2019-20)
184	Rick Riese—(1978-79)
183	Mike Fayed—(1992-93)
173	Chandler Vaudrin—(2020-21)
159	Mike Fayed—(1994-95)
157	Bennie Bennett—(1978-79)
155	Rick Riese—(1979-80)
152	Chris Gaynor—(2004-05)
148	Tyson Waterman—(1999-2000)
147	Kasen Harrison—(2024-25)

Assists Per Game

8.13	Rick Riese—(1980-81)
6.10	Mike Fayed—(1992-93)
5.88	Mike Fayed—(1994-95)
5.79	Chandler Vaudrin—(2019-20)
5.26	Rick Riese—(1978-79)

5.17	Rick Riese—(1979-80)
5.10	Tyson Waterman—(1999-2000)
4.67	Tyson Waterman—(1996-97)
4.62	Bennie Bennett—(1978-79)
4.61	Chris Gaynor—(2004-05)

Steals

208	Rick Riese—(1980-81)
140	Rick Riese—(1978-79)
128	Rick Riese—(1979-80)
97	Chris Gaynor—(2007-08)
70	Chris Gaynor—(2004-05)
65	Dan McQueen—(1982-83)
62	Mike Gaither—(1981-82)
59	Roger Toxey—(2000-01)
57	Tyson Waterman—(1996-97)
56	Mantoris Robinson—(2009-10)
56	Mike Gaither—(1982-83)

Steals Per Game

5.33	Rick Riese—(1980-81)
4.27	Rick Riese—(1979-80)
4.00	Rick Riese—(1978-79)
2.85	Chris Gaynor—(2007-08)
2.26	Shawn Wise—(1989-90)
2.12	Chris Gaynor—(2004-05)
2.11	Tyson Waterman—(1996-97)
1.88	Mike Gaither—(1981-82)
1.86	Mike Gaither—(1982-83)
1.80	Mark Hailey—(1992-93)

Blocked Shots

72	Duby Okeke—(2015-16)
66	Josh Grant—(2002-03)
58	Xavier Cooks—(2017-18)
56	Xavier Cooks—(2016-17)
54	Xavier Cooks—(2015-16)
52	Billy Houston—(2004-05)
47	Xavier Cooks—(2014-15)
46	Duby Okeke—(2014-15)
46	Allen Washington—(1985-86)
44	Chris Malcom—(2008-09)

Blocked Shots Per Game (25 min.)

2.48	Duby Okeke—(2015-16)
2.28	Josh Grant—(2002-03)
1.69	Xavier Cooks—(2016-17)
1.69	Xavier Cooks—(2015-16)
1.59	Allen Washington—(1985-86)
1.58	Billy Houston—(2004-05)
1.48	Josh Grant—(2001-02)
1.48	Todd Lassiter—(1996-97)
1.47	Xavier Cooks—(2014-15)
1.47	Chris Malcom—(2008-09)

Assist-to-Turnover Ratio

4.01	Rick Riese—(1980-81)
3.47	Rick Riese—(1978-79)
3.16	Chris Gaynor—(2006-07)
3.09	Chris Gaynor—(2005-06)
2.82	Rick Riese—(1979-80)
2.79	Bjorn Broman—(2017-18)
2.50	Chris Gaynor—(2007-08)
2.41	Mike Fayed—(1992-93)
2.25	Andre Smith—(2014-15)
2.21	Mike Fayed—(1994-95)

Turnovers

125	Mike Gaither—(1981-82)
110	Carlo Wilkins—(1990-91)
110	Charlie Brunson—(1980-81)
106	Tim Raxter—(1980-81)
105	Mike Fayed—(1991-92)
102	Tyson Waterman—(1996-97)
100	Tyson Waterman—(1999-2000)
98	Xavier Cooks—(2017-18)
97	Adam Pickett—(2018-19)
97	Ted Houpt—(1986-87)



Season Accolades

WINTHROP

B A S K E T B A L L

Season Accolades

NAIA All-American

Charles Brunson	(1981)	First team
Charles Brunson	(1982)	First team
Fred McKinnon	(1985)	Hon. mention

NAIA All-District 6

Ronnie Creamer	(1979)
Donnie Creamer	(1979)
Rick Riese	(1980)
Charles Brunson	(1981, 1982)
Fred McKinnon	(1985)

WBTU Carolina Classic

Charles Brunson	(1980)	Tourn. MVP
Rick Riese	(1980)	All-Tourney
Fred McKinnon	(1984, 1985)	All-Tourney Tourn. MVP

Sun Coast Classic

Charles Brunson	(1980)	Tourn. MVP
Rick Riese	(1980)	All-Tourney

Arizona State Classic

Tyrone Walker	(2003)
---------------	--------

Marquette Pepsi Blue & Gold Classic

Craig Bradshaw	(2005)	MVP
----------------	--------	-----

Kyle Macy Freshman All-America Team

D.J. Burns Jr.	(2020)
----------------	--------

CollegInsider.com National Mid-Major Most Valuable Player

Chris Gaynor	(2008)
--------------	--------

Big South Player of the Year

Greg Lewis	(2002)
Keon Johnson	(2017)
Xavier Cooks	(2018)
Chandler Vaudrin	(2021)
D.J. Burns Jr.	(2022)

All-Big South

Fred McKinnon	(1986)	MVP
Allen Washington	(1986)	
Ted Houpt	(1987)	
Sean Smith	(1989)	
Shaun Wise	(1989, 1990)	
George Henson	(1990)	
Mark Hailey	(1992, 1993)	
Eddie Gay	(1993)	
Tyson Waterman	(1997, 1999, 2000)	
Heson Groves	(1999)	
Roger Toxey	(1999)	
Greg Lewis	(2000, 2002)	
Marcus Stewart	(2001)	

Tyrone Walker	(2002, 2003, 2004)
Fierre Wooten	(2003)
James Shuler	(2005, 2006)
Torrell Martin	(2005, 2006, 2007)
Craig Bradshaw	(2007)
Michael Jenkins	(2007)
Michael Jenkins	(2008)
Chris Gaynor	(2008)
Mantoris Robinson	(2010)
Keon Moore	(2014-HM, 2015)
Keon Johnson	(2016, 2017)
Xavier Cooks	(2016, 2017, 2018)
Jimmy Gavin	(2016)
Ejorn Broman	(2018)
Nych Smith	(2019)
Chandler Vaudrin	(2020)
Hunter Hale	(2020)
D.J. Burns Jr.	(2020, 2021, 2022)
Chandler Vaudrin	(2021)
Charles Faldin	(2021)
Patrick Good	(2022)
Kelton Talford	(2023, 2024, 2025)
Cory Hightower	(2023)
K.J. Doucet	(2024)
Kasen Harrison	(2024)

Big South All-Tournament

Allen Washington	(1986)
John Weiss	(1988)
Shaun Wise	(1988)
Greg Washington	(1988, 1989)
George Henson	(1990, 1991)
Mark Hailey	(1993)
Eddie Gay	(1993)
Heson Groves	(1999)
Tyson Waterman	(1999, 2000)
Greg Lewis	(2000, 2002)
Fobbie Waldrop	(2000)
Marcus Stewart	(2001)
Tyrone Walker	(2001, 2002)
James Shuler	(2005)
Torrell Martin	(2005, 2006)
Chris Gaynor	(2006, 2007)
Craig Bradshaw	(2006, 2007)
Andy Buechert	(2008, 2010)
Taj McCullough	(2008)
Michael Jenkins	(2008)
Feggie Middleton	(2010)
Mantoris Robinson	(2010)
Keon Moore	(2014, 2015)
Jimmy Gavin	(2016)
Xavier Cooks	(2017)
Keon Johnson	(2017)
Adam Pickett	(2018)
Hunter Hale	(2020)

Josh Ferguson	(2020)
Chandler Vaudrin	(2021)
D.J. Burns Jr.	(2021)
Charles Falden	(2021)
Cory Hightower	(2022)
Kelton Talford	(2025)
Kasen Harrison	(2025)

Big South Tournament Most Valuable Player

Shaun Wise	(1988)
Heson Groves	(1999)
Greg Lewis	(2000, 2002)
Torrell Martin	(2005, 2006)
Craig Bradshaw	(2007)
Michael Jenkins	(2008)
Mantoris Jenkins	(2010)
Keon Johnson	(2017)
Hunter Hale	(2020)
Chandler Vaudrin	(2021)

Big South All-Freshman Team

Steve Napper	(1994)
Tyson Waterman	(1996)
Robbie Waldrop	(1998)
Tyrone Walker	(2001)
Billy Houston	(2003)
Torrell Martin	(2004)
Chris Gaynor	(2005)
Charles Corbin	(2008)
Xavier Cooks	(2015)
D.J. Burns Jr.	(2020)
Paul Jones III	(2025)

Big South Freshman of the Year

Tyson Waterman	(1996)
Tyrone Walker	(2001)
D.J. Burns Jr.	(2020)

Big South Defensive Player of the Year

Mantoris Robinson	(2009, 2010)
-------------------	--------------

Team Records

WINTHROP

B A S K E T B A L L

Team Records

MOST POINTS

Game: 134 vs. Pfeiffer, 11-13-18
Season: 2,879 in 2024-25
Best Scoring Average: 84.7 in 2024-25

MOST FIELD GOALS MADE

Game: 57 vs. Morris, 11-29-85
Season: 1,161 in 1978-79

MOST FIELD GOALS ATTEMPTED

Game: 101 vs. Piedmont, 11-24-78
Season: 2,415 in 1978-79

BEST FIELD GOAL ACCURACY

Game: .706 vs. USC-Aiken (36-51), 1-17-82
Season: .530 in 1985-86

MOST 3-POINT FIELD GOALS ATTEMPTED

Game: 55 vs. Hiwassee, 12-16-18
Season: 997 in 2018-19

MOST 3-POINT FIELD GOALS MADE

Game: 24 vs. Hiwassee, 12-16-18
Season: 372 in 2018-19

BEST 3-POINT FIELD GOAL ACCURACY (min. 8 made)

Game: .714 (10-for-14) vs. Barton, 12-2-04 (Won, 86-57)
D1 Opponent
.643 (9-for-14) vs. High Point, 12-5-09 (Won 82-68)
Season: .431 in 1987-88

MOST FREE THROWS MADE

Game: 39 vs. St. Francis, 11-27-89
Season: 648 in 2024-25

MOST FREE THROWS ATTEMPTED

Game: 49 vs. Methodist, 11-29-86
Season: 970 in 2024-25

BEST FREE THROW ACCURACY

Game: 1.000 vs. Liberty (21-21), 3-5-14/vs. Lander (13-13), 2-20-85
Season: .749 in 2015-16

MOST REBOUNDS

Game: 70 vs. Presbyterian, 2-11-80
Season: 1,613 in 1978-79

MOST ASSISTS

Game: 37 vs. Newberry, 2-17-79
Season: 818 in 1978-79

MOST PERSONAL FOULS

Game: 37 vs. Georgia State, 12-30-95
Season: 751 in 1978-79

MOST STEALS

Game: 21 vs. Wofford, 1-31-80/21 vs. Morris, 11-29-85
Season: 479 in 1979-80

MOST BLOCKED SHOTS

Game: 16 vs. Voorhees, 2-16-81
Season: 174 in 2016-17

MISC. RECORDS

Most Games: 39 in 1980-81
Most Wins: 31 in 1980-81
Fewest Wins: 4 in 1993-94
Most Losses: 23 in 1993-94
Fewest Losses: 5 in 2006-07
Best Winning Pct.: .818 (29-5) in 2006-07
Worst Winning Pct.: .148 (4-23) in 1993-94
Largest Margin of Victory: 97 vs. Johnson & Wales, 12-7-96
Largest Margin of Defeat: 57 vs. Seton Hall, 12-29-90
Longest Winning Streak: 18 in 2004-05
Longest Losing Streak: 13 in 1986-87
Most Points First Half: 73 vs. Pfeiffer, 11-13-18
Most Points Second Half: 71 vs. Morris, 11-29-85
Fewest Points in a Game: 23 vs. Coll. of Charleston, 2-26-93
Fewest Points First Half: 6 vs. Coll. of Charleston, 2-26-83
Fewest Points Second Half: 11 vs. Washington. State, 3-20-08
Fewest Points Allowed In A Half: 8 by Coll. of Charleston, 2-26-83



2006-07 Team (above) holds the best winning percentage in a season (29-5/.818) and the only Winthrop team to advance in the NCAA Tournament.

Individual Records

WINTHROP

BASKETBALL

Individual Records

MOST POINTS

Game:	45	Melvin Branham vs. Charleston Southern, 1-10-94
Season:	875	Charles Brunson in 1980-81
Career:	2076	Keon Johnson (2013-17)

MOST FIELD GOALS MADE

Game:	20	Fred McKinnon vs. Morris, 11-25-85
Season:	354	Charles Brunson in 1980-81
Career:	733	Charles Brunson (1979-82)

MOST FIELD GOALS ATTEMPTED

Game:	31	Fred McKinnon vs. Morris, 11-29-85
Season:	584	Ronnie Creamer in 1978-79
Career:	1460	LaShawn Coulter (1990-95)

BEST FIELD GOAL ACCURACY

Game:	1.000	Brian Pope (10-10) vs. Morris, 1-6-84 (Min. 9 att.) Eddie Gay (10-10) vs. Coppin, 11-23-91 Allen Washington (9-9) vs. Pfeiffer, 2-5-86
Season:	.657	Charles Brunson (113-172) 1979-80
Career:	.614	Eddie Gay/418-681 (1989-93)

MOST 3-POINT FIELD GOALS ATTEMPTED

Game:	21	LaShawn Coulter
Season:	255	Keon Johnson (2013-17)
Career:	735	Keon Johnson (2013-17)

MOST 3-POINT FIELD GOALS MADE

Game:	12	David McMahan vs. Coastal Carolina, 1-15-96
	12	Michael Jenkins vs. North Greenville, 11-10-06
Season:	102	Keon Johnson in 2016-17
Career:	295	Keon Johnson (2013-17)

MOST FREE THROWS MADE

Game:	18	Mark Hailey vs. Averett, 11-26-91
	18	James Shuler vs. High Point, 2-23-06
Season:	171	Keon Johnson in 2016-17
Career:	517	Keon Johnson (2013-17)
Consecutive:	26	Ted Houpt in 1985-86

MOST FREE THROWS ATTEMPTED

Game:	20	Mark Hailey vs. Averett, 11-26-91
Season:	235	Charles Brunson in 1980-81
Career:	742	Kelton Talford (2020-25)


BEST FREE THROW ACCURACY

Game:	1.000	James Shuler (18-18) vs. High Point, 2-23-06
Season:	.884	Britt Hudson (23-26) in 1979-80 (min. 20 att.)
Career:	.865	Gerald McAfee (128-148) 1978-82

BEST SCORING AVERAGE

Season:	22.4	Charles Brunson (875 pts-39 games) 1980-81
Career:	20.1	Charles Brunson (1850 pts-92 games) 1979-82

Michael Jenkins set the school mark for three-pointers made in a single-season with 100 in 2006-07.



Charles Brunson was the all-time leader in points with 1,850 and for 37 seasons before Keon Johnson surpassed him in 2016-17.



REBOUNDS

Game:	23	Allen Washington vs. Piedmont, 11-30-85
Season:	453	Charles Brunson in 1980-81
Career:	913	Charles Brunson in 1979-82

ASSISTS

Game:	17	Rick Riese vs. Limestone, Feb. 12, 1981
Season:	317	Rick Riese in 1980-81
Career:	656	Rick Riese (1978-81)

BLOCKED SHOTS

Game:	7	Rick Riese vs. Limestone, Feb. 12, 1981
	7	Billy Houston vs. UNC Asheville, Jan. 11, 2006
Season:	72	Duby Okeke in 2015-16
Career:	221	Xavier Cooks (2014-18)

STEALS

Game:	13	Rick Riese vs. Limestone, 2-12-81
Season:	208	Rick Riese in 1979-80
Career:	476	Rick Riese (1978-81)

GAMES PLAYED

Season:	39	Charles Brunson, Ben Bennett, Tim Raxter, Rick Riese, Jim Gibson in 1980-81
Career:	128	Tim Raxter (1978-82)

GAMES STARTED

Season:	39	Charles Brunson, Ben Bennett, Tim Raxter, Rick Reese in 1980-81
Career:	129	Chris Gaynor (2005-08)

MINUTES PLAYED

Season:	1374	Charles Brunson in 1980-81
Career:	3940	Keon Johnson (2013-17)

PERSONAL FOULS

Season:	139	Ronnie Creamer in 1978-79
Career:	339	Mark Hailey (1989-93)

TIMES DISQUALIFIED

Season:	14	Donnie Creamer in 1978-79
		Melvin Branham in 1993-94
Career:	22	Mark Hailey (1989-93)

KEON JOHNSON is one of the most decorated players in the history of the program and became the program's first ever 2,000 point scorer. He also became the program's all-time leader in three-point field goals and free throws made.

Coaching History

WINTHROP

BASKETBALL

Coaching History



PAT KELSEY has led the Eagles to the Big South championship game in four of his eight seasons. During his eight years guiding the program has set numerous offensive records. In 2019-20 Kelsey moved into 2nd all-time for wins in program history and 5th in league history.

GREGG MARSHALL captured seven Big South Championships and made seven NCAA Tournament appearances in nine seasons with the Eagles. Marshall was inducted into the Winthrop Hall of Fame this past spring. During his tenure the team had six 20-win seasons and led the Eagles to their only NCAA Tournament victory in 2007 over Notre Dame, 74-64.



YEAR-BY-YEAR RECORDS

Year	Home	Away	Neutral	Overall	Pct.	Pts. - WU-OPP	Head Coach
78-79	13-5	12-5	0-0	25-10	.714	2753-2603	Nield Gordon
79-80	7-7	10-5	0-1	17-13	.567	2375-2269	Nield Gordon
80-81	15-1	10-7	6-0	31- 8	.795	2866-2524	Nield Gordon
81-82	12-3	6-8	3-2	21-12	.636	2273-2141	Nield Gordon
82-83	7-8	6-10	1-3	14-21	.400	2276-2355	Nield Gordon
83-84	12-5	7-6	2-0	21-11	.656	2159-1976	Nield Gordon
84-85	11-4	0-12	0-0	11-16	.407	1750-1809	Nield Gordon
85-86	14-2	6-6	0-1	20- 9	.689	2313-2034	Nield Gordon
86-87	5-5	3-13	0-1	8-20	.286	1864-1929	Steve Vacendak
87-88	12-3	5-10	0-0	17-13	.567	1967-1857	Steve Vacendak
88-89	14-5	2-8	0-0	16-13	.552	2010-1889	Steve Vacendak
89-90	14-3	5-6	0-0	19-10	.655	2090-2083	Steve Vacendak
90-91	6-7	2-12	0-1	8-20	.286	1749-2050	Steve Vacendak
91-92	4-11	2-10	0-1	6-22	.214	1696-1945	Steve Vacendak
92-93	7-5	4-10	3-1	14-16	.467	2508-2518	Dan Kenney
93-94	3-9	1-13	0-1	4-23	.148	1947-2345	Dan Kenney
94-95	5-7	2-12	0-1	7-20	.259	1938-2210	Dan Kenney
95-96	4-8	3-10	0-1	7-19	.269	1780-2081	Dan Kenney
96-97	9-5	3-11	0-0	12-15	.444	1925-1942	Dan Kenney
97-98	4-9	3-10	0-1	7-20	.259	1711-1912	Dan Kenney
98-99	12-1	9-6	0-1	21- 8	.724	1995-1875	Gregg Marshall
99-00	13-1	6-7	2-1	21- 9	.700	2193-1941	Gregg Marshall
00-01	11-1	5-8	2-4	18-13	.581	2037-1917	Gregg Marshall
01-02	9-4	7-4	3-4	19-12	.613	2092-2018	Gregg Marshall
02-03	11-3	9-4	0-3	20-10	.667	2104-1942	Gregg Marshall
03-04	10-4	5-7	1-1	16-12	.571	1856-1782	Gregg Marshall
04-05	16-0	9-4	2-2	27- 6	.818	2245-1961	Gregg Marshall
05-06	15-1	7-6	1-1	23- 8	.742	2276-1897	Gregg Marshall
06-07	15-0	12-3	2-2	29- 5	.853	2545-2088	Gregg Marshall
07-08	12-3	6-7	4-2	22-12	.647	2205-1990	Randy Peele
08-09	7-6	4-12	0-1	11-19	.309	1833-1991	Randy Peele
09-10	12-2	4-11	1-1	19-14	.576	2042-2025	Randy Peele
10-11	9-4	4-10	0-3	13-17	.433	1973-2006	Randy Peele
11-12	7-5	4-11	1-4	12-20	.375	2035-2112	Randy Peele
12-13	11-4	2-12	1-1	14-17	.452	1859-1897	Pat Kelsey
13-14	12-3	5-10	3-0	20-13	.606	2442-2355	Pat Kelsey
14-15	11-3	6-10	2-0	19-13	.594	2365-2159	Pat Kelsey
15-16	14-1	7-7	2-1	23- 9	.712	2631-2429	Pat Kelsey
16-17	14-3	12-3	0-1	26- 7	.788	2615-2322	Pat Kelsey
17-18	11-3	7-8	1-1	19-12	.613	2464-2219	Pat Kelsey
18-19	11-3	7-8	0-1	18-12	.600	2499-2358	Pat Kelsey
19-20	12-4	10-6	2-0	24-10	.706	2765-2431	Pat Kelsey
20-21	11-1	10-0	2-1	23- 2	.958	1972-1676	Pat Kelsey
21-22	13-0	7-7	3-2	23- 9	.667	2,407-2246	Mark Prosser
22-23	10-4	4-11	1-2	15-17	.469	2,360-2,382	Mark Prosser
23-24	11-5	6-9	0-1	17-15	.531	2,475-2,287	Mark Prosser
24-25	16-2	5-8	2-1	23-11	.676	2,879-2,651	Mark Prosser
25-26	10-1	6-7	1-0	17- 8	.680	2,114-1,855	Mark Prosser
Total	504-181	277-390	52-56	837-631	.570	103,930-100,937	



Winthrop Hall of Fame member Nield Gordon served as the first men's basketball coach at Winthrop from 1978-86

WINTHROP

B A S K E T B A L L

YEAR-BY-YEAR RESULTS

1978-79 W-25, L-10 (NAIA)

Coach: Nield Gordon

W/L	WC	OPP	
W	92	at Wingate	81
L	77	Gardner-Webb	113
W	109	Catawba	92
L	77	at Lander	84
W	84	Piedmont	59
W	77	Allen	74
W	75	at Voorhees	69
L	69	Lander	70
L	60	at Newberry	66
L	69	USC-Aiken	71
W	87	at Erskine	67
W	85	Tusculum	78
W	80	Coastal Carolina	72
W	79	Central Wesleyan	76
W	80	at Limestone	77
W	71	at Francis Marion	64
W	69	USC-Spartanburg	66
W	93	at USC-Aiken	87
L	74	at Presbyterian	83
W	72	Allen	71
L	62	Voorhees	64
W	72	at Coker	53
W	75	Limestone	67
W	94	Wofford	78
L	66	at Central Wesleyan	80
W	89	Wofford	71
W	81	Coker	66
W	90	at USC-Spartanburg	87
W	90	Newberry	85
W	79	at Coastal Carolina	77
L	62	Erskine	64
W	80	## Presbyterian	65
W	78	## at Francis Marion	75
W	82	## at Lander	76
L	74	## at Central Wesleyan	75

NAIA District 6 Playoffs

1979-80 W-17, L-13 (NAIA)

Coach: Nield Gordon

W/L	WC	OPP	
L	80	at USC-Aiken	87
L	65	Lander	75
W	103	Wingate	76
L	73	Allen	83
W	70	at Gardner-Webb	59
L	90	USC-Spartanburg	100
L	58	at Lander	60
W	60	Newberry	57
L	75	at J. C. Smith	95
W	98	Coastal Carolina	71
W	64	at Erskine	60
W	83	at Morris	64
W	72	at Allen	70
L	75	Francis Marion	85
W	84	at USC-Spartanburg	76
W	81	USC-Aiken	72
W	96	Limestone	81
L	61	Presbyterian	69
L	80	at Coastal Carolina	82
L	75	Voorhees	80
W	97	at Wofford	78

W	79	at Limestone	65
W	95	at Central Wesleyan	83
W	75	Wofford	72
W	90	at Presbyterian	81
L	70	at Newberry	78
W	88	at Voorhees	87
L	68	Erskine	69
W	93	Morris	69
L	## 77	at Francis Marion	85

NAIA District 6 Playoffs

1980-81 W-31, L-8 (NAIA)

Coach: Nield Gordon

W/L	WC	OPP	
W	87	Central Wesleyan	78
L	63	at Lander	70
W	87	Allen	66
W	82	at Morris	79
W	84	at Voorhees	69
W	82	Limestone	78
W	95	Tusculum	78
W	67	Lander	55
W	80	at Winston-Salem State	73
L	74	at USC-Aiken	88
W	88	USC-Spartanburg	77
W	73	at Lenoir-Rhyne	63
W	65	at Belmont Abbey	64
W	70	at Gardner-Webb	65
W	75	Coastal Carolina	66
W	67	at Central Wesleyan	66
W	64	at Armstrong State	60
W	68	at Haverford	59
W	84	at Ripon	61
W	76	at Webber	57
W	69	at Morris	50
L	57	at USC-Spartanburg	60
W	75	USC-Aiken	56
W	77	at Allen	70
L	75	Presbyterian	78
L	65	at Coastal Carolina	68
W	83	Wingate	63
L	69	at Limestone	70
W	70	Francis Marion	57
W	80	at Erskine	58
W	74	Wofford	64
L	57	at Presbyterian	61
W	81	Limestone	66
W	53	at Wofford	52
W	83	Voorhees	60
W	72	at Francis Marion	57
W	74	Erskine	55
W	72	Coastal Carolina	58
L	## 48	at Lander	49

NAIA District 6 Playoffs

1981-82 W-21, L-12 (NAIA)

Coach: Nield Gordon

W/L	WC	OPP	
L	58	Coastal Carolina	64
W	29	Lander	22
W	84	Voorhees	53
W	79	at Allen	60
W	73	Piedmont	63
L	53	at Furman	58

W	83	USC-Aiken	73
L	82	at Limestone	94
L	59	USC-Spartanburg	74
W	61	at Central Wesleyan	60
W	75	at Voorhees	63
L	76	at Quincy	77
W	54	at Ft. Hays State	45
L	68	at Paul Quinn	73
L	50	at USC-Spartanburg	60
W	72	Union	64
W	72	Bloomfield	56
W	97	at USC-Aiken	90
W	64	Central Wesleyan	57
L	62	at Presbyterian	64
L	56	at Coastal Carolina	63
W	76	Warren Wilson	62
W	65	at Lander	62
W	60	at Wingate	56
L	61	Limestone	64
W	59	at Francis Marion	57
W	78	Erskine	69
L	63	at Wofford	65
W	81	Presbyterian	77
L	82	at Limestone	95
W	86	Wofford	64
W	77	Francis Marion	62
W	78	at Erskine	73

1982-83 W-14, L-21 (NAIA)

Coach: Nield Gordon

W/L	WC	OPP	
L	60	Lander	61
L	84	at Coker	92
W	67	at Wingate	66
W	93	USC-Aiken	86
W	101	Piedmont	77
W	62	Anderson	56
L	83	at Wingate	86
L	57	Coastal Carolina	59
L	50	at Furman	78
W	94	at Lenoir-Rhyne	76
L	87	at Gardner-Webb	93
L	62	at USC-Spartanburg	78
L	56	Col. of Charleston	58
W	48	at Lander	47
W	84	at USC-Aiken	80
L	44	Central Wesleyan	73
W	67	Presbyterian	65
L	68	at Coastal Carolina	76
L	65	at Wofford	81
L	67	Wingate	68
L	59	at Limestone	62
L	52	Francis Marion	54
L	67	at Erskine	71
W	60	Newberry	53
L	64	at Presbyterian	65
W	61	Limestone	59
W	74	Wofford	65
L	49	at Francis Marion	65
L	70	Erskine	72
L	48	USC-Spartanburg	57
W	72	at Newberry	71
L	23	at Col. of Charleston	29
W	51	at Coastal Carolina	50

WINTHROP

B A S K E T B A L L

YEAR-BY-YEAR RESULTS

W	67	at USC-Spartanburg	66
L	50	at Col. of Charleston	60

1983-84 W-21, L-11 (NAIA)

Coach: Nield Gordon

W/L	WC		OPP
W	79	at Wingate	65
W	72	USC-Aiken	71
W	88	Piedmont	44
W	64	Johnson C. Smith	56
W	83	Barber-Scotia	62
L	54	Belmont-Abbey	62
L	53	Wingate	56
W	78	Coastal Carolina	66
W	69	Lander	59
W	65	Huntington	63
W	66	at Methodist	60
W	82	at Morris	50
W	61	at Lander	45
L	60	at USC-Aiken	69
L	54	Col. of Charleston	56
L	63	at Presbyterian	70
W	51	Coastal Carolina	45
W	92	Wofford	76
L	57	at USC-Spartanburg	63
L	66	at Limestone	81
W	59	Limestone	57
L	54	at Francis Marion	63
W	77	at Erskine	63
W	87	at Newberry	69
L	52	Presbyterian	66
L	66	at Limestone	75
W	64	at Wofford	63
W	54	Francis Marion	48
W	81	Erskine	72
L	63	USC-Spartanburg	72
W	80	Newberry	51
W	63	at Col. of Charleston	56

1984-85 W-11, L-16 (NAIA)

Coach: Nield Gordon

W/L	WC		OPP
L	73	at Wingate	81
L	66	at UNC-Asheville	71
W	87	Morris	62
W	58	Pfeiffer	49
W	73	Gardner-Webb	64
L	56	Belmont-Abbey	62
L	59	at Coastal Carolina	76
L	58	Lander	61
L	53	Pembroke State	66
W	85	Methodist	63
L	60	at Armstrong State	75
L	41	at Campbell	44
L	57	UNC-Asheville	58
L	49	at Radford	68
W	89	Wofford	74
L	57	at Newberry	58
W	70	Campbell	68
W	68	Wingate	67
L	71	at Livingstone	85
W	61	Coastal Carolina	57
L	55	at Wofford	62
W	87	Armstrong State	68

L	66	at East Carolina	74
W	63	Newberry	60
L	57	at Lander	66
W	76	Livingstone	69
L	55	Clemson	100

1985-86 W-20, L-9 (NCAA)

Big South W-5, L-3

Coach: Nield Gordon

W/L	WC		OPP
W	94	Wingate	67
W	77	Belmont-Abbey	65
W	89	Johnson C. Smith	87
L	66	Pfeiffer	68
W	132	Morris	73
W	90	Piedmont	53
W	82	at Newberry	61
L	61	at Appalachian State	69
L	* 68	at Coastal Carolina	94
L	69	at East Carolina	77
L	57	Presbyterian	64
W	80	Longwood	68
W	102	at Pembroke State	99
L	* 75	at Armstrong State	76
W	71	Newberry	54
W	91	Central Wesleyan	66
W	72	Allen	54
W	96	Benedict	72
L	58	at Longwood	67
L	60	at UNC-Asheville	68
W	* 65	at Radford	60
W	80	Pfeiffer	62
W	* 69	at Campbell	58
W	* 76	UNC-Asheville	71
W	* 79	Coastal Carolina	65
W	* 98	Armstrong State	81
W	101	at Benedict	76
W	# 76	Armstrong State	72
L	# 79	Augusta	87

* Big South Conference game
Big South Tournament

1986-87 W-8, L-20 (NCAA)

Big South W-1, L-7

Coach: Steve Vacendak

W/L	WC		OPP
W	74	at Maryland-ES	64
W	80	Methodist	60
L	46	at Towson State	60
W	75	Greensboro College	44
W	63	at Miami	55
L	59	at Furman	66
L	63	at Brooklyn College	65
L	58	at Maryland	76
L	66	at New Mexico	91
W	75	at Air Force	66
L	* 58	at Campbell	61
L	* 49	at Chas. Southern	58
L	64	at New Orleans	81
L	* 66	at Augusta	67
L	* 56	Charleston Southern	69
L	* 64	at Radford	72
L	* 63	Campbell	79

L	69	at Clemson	96
L	* 59	Radford	62
L	62	Furman	69
L	59	Wake Forest	71
L	58	at North Carolina St.	85
L	80	at Howard	82
W	* 90	Augusta	58
W	66	East Carolina	52
W	84	Brooklyn College	65
L	89	at Loyola (MD)	94
L	# 69	Radford	71

* Big South Conference game
Big South Tournament

1987-88 W-17, L-13 (NCAA)

Big South W-5, L-7

Coach: Steve Vacendak

W/L	WC		OPP
W	81	Virginia Wesleyan	44
W	67	Towson State	57 OT
L	52	at Maryland	65
W	62	N.C. Wesleyan	59
W	75	at Coppin State	71 OT
L	62	at Brooklyn College	68
L	59	at North Carolina St.	93
W	87	Guilford	51
L	45	at East Carolina	52
W	* 68	at Campbell	55
L	60	at Miami	62
L	56	at Wake Forest	60
L	* 52	at Augusta	70
W	80	California (PA)	67
L	* 46	Radford	47 OT
L	* 44	at UNC-Asheville	63
W	* 67	Campbell	60
W	71	at Central Conn. State	58
L	* 70	Charleston Southern	73
W	* 74	Coastal Carolina	58
W	76	Brooklyn College	61
W	* 53	UNC-Asheville	52
W	* 58	at Radford	56
L	* 78	at Chas. Southern	85
W	75	at U.S. International	58
L	* 67	at Coastal Carolina	88
L	* 62	Augusta	65
W	# 63	UNC-Asheville	58
W	# 75	Coastal Carolina	40
W	# 71	Radford	56

* Big South Conference game
Big South Tournament

1988-89 W-16, L-13 (NCAA)

Big South W-5, L-7

Coach: Steve Vacendak

W/L	WC		OPP
W	92	Sewanee	66
L	56	at St. Francis	58
L	57	at Brooklyn College	65
W	55	Howard	52
W	83	Maryland-ES	56
L	67	East Carolina	75
L	68	at Furman	74 OT

WINTHROP

B A S K E T B A L L

YEAR-BY-YEAR RESULTS

W	82	at Central Florida	80 OT
W	90	Averett College	72
W	* 73	at Augusta	54
L	79	Coppin State	82
L	* 62	at Chas. Southern	64
W	69	U.S. International	63
L	* 58	at Radford	63
W	* 66	UNC-Asheville	53
L	* 58	at Campbell	59 OT
W	77	Pfeiffer	61
W	* 70	Charleston Southern	61
L	* 57	at Coastal Carolina	70
W	65	UNC-Greensboro	56
W	66	Brooklyn College	52
W	77	Loyola (MD)	67
L	59	at UNC-Asheville	67
L	* 62	Campbell	69
W	* 60	Radford	54
L	* 80	Coastal Carolina	85 2OT
W	* 86	Augusta	64
W	# 81	Charleston Southern	68
L	# 55	Campbell	78

* Big South Conference game
Big South Tournament

1989-90 W-19, L-10 (NCAA) Big South W-6, L-6

Coach: Steve Vacendak

W/L	WC		OPP
W	103	Averett College	73
W	92	St. Francis	90
L	54	at South Carolina	76
W	85	at UNC-Greensboro	78
W	78	Furman	77
W	69	Shenandoah	57
W	63	at Howard	60
W	91	at South Carolina St.	74
W	80	at U.S. International	76
L	* 77	at Augusta	78
L	51	at #5 Kansas	94
W	* 69	Charleston Southern	67
W	60	Central Florida	45
W	* 70	at Radford	68
W	* 94	Campbell	83
W	51	at Davidson	49
L	* 68	UNC-Asheville	87
L	* 67	at Chas. Southern	75
L	* 49	Coastal Carolina	78
L	71	Col. of Charleston	80
W	* 90	at UNC-Asheville	89
L	* 81	at Campbell	88
W	* 72	Radford	70
W	* 68	Davidson	67
W	85	Central Conn. State	56
L	* 67	at Coastal Carolina	83
W	* 75	Augusta	50
W	# 61	Charleston Southern	53
L	# 49	Coastal Carolina	62

*Big South Conference game
#Big South Conference tournament

1990-91 W-8, L-20 (NCAA) Big South W-5, L-9

Coach: Steve Vacendak

W/L	WU		OPP
L	64	Queens College	72
L	57	College of Charleston	64
L	47	at #16 Virginia	93
W	73	UNC Greensboro	67
L	64	Howard	77
L	74	at South Carolina State	90
L	53	at Xavier (OH)	83
L	49	at Seton Hall	106
L	* 75	Augusta	84
L	56	at College of Charleston	64
W	86	Cornell	79
W	* 70	at Charleston Southern	64
W	108	U.S. International	81
L	* 78	Radford	80
W	* 78	Campbell	69
L	* 68	at UNC Asheville	91
W	* 67	Charleston Southern	65
L	* 58	at Coastal Carolina	75
L	48	at Wake Forest	71
L	* 64	UNC Asheville	73
L	* 42	at Davidson	59
W	* 71	at Campbell	58
L	* 49	at Radford	76
W	* 71	Davidson	69
L	41	at South Carolina	60
L	* 46	Coastal Carolina	59
L	* 44	at Augusta	58
L	# 48	Davidson	63

* Big South Conference game
#Big South Conference tournament

1991-92 W-6, L-22 (NCAA) Big South W-2, L-12

Coach: Steve Vacendak

W/L	WU		OPP
W	67	Averett College	60
L	68	at Coppin State	74
L	56	South Carolina State	74
L	64	North Carolina Wesleyan	71
L	56	at South Carolina	68
L	57	at The Citadel	82
W	76	Shenandoah	56
L	52	at Cornell	74
W	70	Lynchburg	63
W	62	Coppin State	59
L	* 59	Campbell	69
L	56	Xavier (OH)	83
L	52	at VMI	67
L	* 69	at Charleston Southern	76
W	* 58	at Campbell	57
W	* 68	at Davidson	67
L	* 59	at UNC Asheville	64
L	* 58	Liberty	72
L	* 55	at Charleston Southern	62
L	* 52	at Liberty	63
L	* 61	at Coastal Carolina	74
L	* 63	VMI	71
L	* 75	UNC Asheville	78
L	* 67	at Radford	94

L	* 44	Coastal Carolina	48
L	* 66	Radford	80
L	* 52	Davidson	59
L	# 54	Radford	80

* Big South Conference game
Big South Tournament

1992-93 W-14, L-16 (NCAA) Big South W-5, L-11

Coach: Dan Kenney

W/L	WU		OPP
W	92	Queens	84
L	91	at Central Florida	99
W	91	The Citadel	70
W	92	Lynchburg	63
W	84	at UNC Greensboro	70
L	83	at South Carolina State	85
L	68	at Virginia	92
W	101	at Central Connecticut	93
L	65	at Wake Forest	99
W	* 93	Liberty	90
W	* 79	at UNC Asheville	75
W	106	Central Connecticut	90
L	* 65	Charleston Southern	76
L	* 85	at Towson State	93
L	* 93	at UMBC	99
W	* 90	Towson State	78
L	* 79	UMBC	85
W	* 79	UNC Asheville	66
L	* 88	at Radford	107
W	* 61	at Liberty	58
L	* 70	Coastal Carolina	74
L	* 84	at Campbell	92
L	* 87	Radford	98
L	* 95	Campbell	96
L	* 64	at Coastal Carolina	79
L	* 87	at Charleston Southern	94
W	# 101	UNC Asheville	87
W	# 83	Towson State	79
W	# 87	Radford	69
L	# 65	Coastal Carolina	78

* Big South Conference game
Big South Tournament

1993-94 W-4, L-23 (NCAA) Big South W-3, L-15

Coach: Dan Kenney

W/L	WU		OPP
L	59	at Wake Forest	75
L	85	Central Florida	94
W	105	Tennessee Wesleyan	82
L	77	Queens	85
L	57	at Samford	90
L	55	at Georgia.	103
L	71	at LSU	100
L	59	at #14 Connecticut	113
L	* 60	Coastal Carolina	70
W	* 101	at Charleston Southern	96
L	* 68	Radford	91
L	* 73	Campbell	94
L	* 60	at UNC Greensboro	83
L	* 61	at Liberty	85

WINTHROP

B A S K E T B A L L

YEAR-BY-YEAR RESULTS

W	*	82	UNC Asheville	80
L	*	87	at Towson State	104
L	*	75	at MD-Baltimore Co.	78
L	*	69	UNC Greensboro	86
L	*	76	at Coastal Carolina	99
L	*	89	Charleston Southern	90
L	*	64	at Radford	78
L	*	53	at Campbell	70
L	*	72	Liberty	81
L	*	72	at UNC Asheville	85
L	*	68	Towson State	82
W	*	78	MD-Baltimore Co.	72
L	#	71	Campbell	79

* Big South Conference game
Big South Tournament

1994-95 W-7, L-20 (NCAA)

Big South W-4, L-12

Coach: Dan Kenney

W/L	WU	OPP		
L	67	at Florida Atlantic	92	
L	71	at Clemson	98	
W	78	at The Citadel	74	
W	73	Queens	70	
L	80	at Central Florida	86	
W	84	Samford.	81	
L	56	at Georgia	89	
L	46	at North Carolina State	89	
L	94	at Coastal Carolina	103	
L	74	Charleston Southern	85	
L	73	at Radford	92	
L	72	Florida Atlantic	80	
L	71	UNC Greensboro	94	
W	85	Liberty	66	
L	87	at UNC Asheville	101	
W	97	Towson State	93	
L	65	MD-Baltimore Co.	71	
W	76	Coastal Carolina	62	
L	54	#14 Wake Forest	78	
L	73	at Charleston Southern	91	
L	71	Radford	94	
L	71	at UNC Greensboro	94	
L	68	at Liberty	70	
L	47	at UNC Asheville	57	
L	90	at Towson State	92	
W	64	at UMBC	63	
L	#	51	UNC Greensboro	75

* Big South Conference game
Big South Tournament

1995-96 W-7, L-19 (NCAA)

Big South W-6, L-8

Coach: Dan Kenney

W/L	WU	OPP	
L	69	at Alabama	84
L	48	at North Carolina St.	97
L	65	Central Florida	77
L	63	Clemson	79
L	55	Georgia	81
W	79	Montreat College	65
L	56	at Miami	81
L	73	at Florida Atlantic	95

L	76	at Georgia State	87	
L	78	at VMI	101	
W	69	at UMBC	63	
L	62	The Citadel	68	
W	70	at Radford	66	
W	84	Coastal Carolina	78	
L	69	at Charleston Sou.	86	
L	60	UNC Greensboro	82	
L	65	UNC Asheville	83	
W	77	at Liberty	76	
L	73	Charleston Southern	82	
L	63	at Coastal Carolina	71	
L	82	Radford	92	
W	73	UMBC	63	
L	60	at UNC Greensboro	89	
L	72	at UNC Asheville	89	
W	78	Liberty	77	
L	#	61	UNC Asheville	69

* Big South Conference game
Big South Conference Tournament

1996-97 W-12, L-15 (NCAA)

Big South W-5, L-9

Coach: Dan Kenney

W/L	WU	OPP		
L	51	at #4 Syracuse	106	
W	80	Virginia Intermont	56	
W	83	at Central Florida	78	
L	28	at North Carolina State	57	
W	130	Johnson & Wales	33	
W	73	Georgia State	64	
L	62	at The Citadel	86	
L	78	VMI	96	
L	55	at Auburn	80	
W	73	Southern Wesleyan	71	
W	103	Bryan College	59	
W	79	Florida Atlantic	72	
L	76	Coastal Carolina	82	
L	59	at UNC Asheville	63	
L	48	at Liberty	70	
W	85	Radford	75	
L	62	at UMBC	74	
L	65	at Charleston Southern	76	
W	73	UMBC	59	
W	76	at UNC Greensboro	67	
L	63	Liberty	66	
L	74	at Radford	88	
L	71	Charleston Southern	75	
W	70	UNC Greensboro	64	
W	69	at Coastal Carolina	61	
L	70	UNC Asheville	81	
L	#	69	at Liberty	83

* Big South Conference game
Big South Conference Tournament

1997-98 W-7, L-20 (NCAA)

Big South W-4, L-8

Coach: Dan Kenney

W/L	WU	OPP	
L	62	at Tennessee	75
L	75	at Mercer	86
W	67	at Furman	54
L	65	at Georgia Tech	95

L	77	Anderson College	79	
L	68	Central Florida	73	
L	63	Appalachian State	77	
L	56	The Citadel	64	
W	97	Marywood	55	
L	58	at Campbell	74	
L	36	at Cincinnati	79	
W	91	College of St. Joseph (VT)	52	
L	58	at Belmont	72	
L	* 60	at Coastal Carolina	63 (OT)	
L	* 54	UNC Asheville	75	
L	* 52	Liberty	62	
L	* 54	at Radford	88	
L	* 63	UMBC	74	
W	* 58	Charleston Southern	57	
L	* 51	at UMBC	73	
W	* 65	at Liberty	64	
L	* 60	Radford	82	
W	* 88	at Charleston Southern	81	
L	51	Elon	62	
W	* 62	Coastal Carolina	52	
L	* 66	at UNC Asheville	76	
L	#	55	UMBC	67

* Big South Conference game
Big South Conference tournament

1998-99 W-21 L-8 (NCAA)

Big South W-9, L-1

Coach: Gregg Marshall

W/L	WU	OPP		
W	71	Clinch Valley	50	
W	79	Mercer	63	
W	60	Furman	59	
L	59	at Minnesota	68	
L	57	at Central Florida	79	
W	64	Campbell	58	
W	64	at The Citadel	49	
L	51	at North Carolina State	81	
L	53	at Appalachian State	74	
L	55	at Virginia Tech	62	
W	66	N. Carolina Wesleyan	44	
L	64	Belmont	67	
W	* 70	Radford	56	
W	* 73	Liberty	57	
W	74	High Point	66	
W	81	at Elon College	72	
W	* 71	at Charleston Southern	62	
W	* 74	at Coastal Carolina	61	
W	* 86	at UNC Asheville	79 OT	
W	* 82	Liberty	54	
W	73	Elon College	72	
W	86	at High Point	68	
W	* 85	Coastal Carolina	68	
W	* 86	Charleston Southern	77	
L	* 53	at Radford	57	
W	* 61	UNC Asheville	57	
W	#	70	Charleston Southern	61
W	#	86	Radford	74
L	@	41	#14 (1) Auburn	80

* Big South Conference game
Big South Conference tournament
@NCAA South Region--Indianapolis

WINTHROP

B A S K E T B A L L

YEAR-BY-YEAR RESULTS

1999-2000 W-21, L-9 (NCAA)

Big South W-11, L-3

Coach: Gregg Marshall

W/L	WU	OPP	
W	97	Lee	73
W	78	Central Florida	54
W	71	The Citadel	51
W	80	at Georgia Southern	72
L	49	at Dayton	76
L	65	at Maryland	76 OT
L	58	at Campbell	62
L	59	at Clemson	64
L	88	UNC Greensboro	93 2OT
W	87	USC-Aiken	63
W	51	at Missouri	46
W	86	Lees-McRae	54
W	71	William & Mary	64
L	* 52	at Radford	55
W	* 73	at Liberty	71
W	* 75	High Point	57
W	* 83	Coastal Carolina	70
L	* 63	at UNC Asheville	64
W	* 75	Charleston Southern	41
W	* 80	Liberty	63
W	* 81	Radford	78
W	* 60	at High Point	55
W	* 82	at Elon	68
W	* 87	Elon	82 OT
W	* 79	at Charleston Southern	65
L	* 58	at Coastal Carolina	73
W	* 90	UNC Asheville	50
W	# 90	Charleston Southern	65
W	# 75	UNC Asheville	62
L	@ 50	(14) Oklahoma	74

*Big South Conference game
#Big South Conference tournament
@NCAA West Region--Tuscon, AZ

2000-2001 W18 L-13 (NCAA)

Big South W-11, L-3

Coach: Gregg Marshall

W/L	WU	OPP	
L	\$ 61	at #6 North Carolina	66
L	\$ 68	Arizona State	76
W	55	Belmont Abbey	44
W	70	Campbell	39
W	65	at William & Mary	54
L	44	at Nebraska	65
W	73	Georgia Southern	58
L	59	at Clemson	69
W	* 66	Coastal Carolina	49
L	50	at Marshall	73
L	63	at UNC Greensboro	76
L	+ 53	Cleveland State	60
L	+ 80	Birmingham-Southern	87
W	* 80	Gardner-Webb	71
W	* 64	at Elon	60
W	* 67	at High Point	56
W	* 76	Liberty	63
L	64	Texas A&M-Corpus Chr.	67
L	* 54	Radford	59
W	* 67	UNC Asheville	54
L	* 55	at Charleston Southern	58

W	*	61	Elon	53
W	*	74	High Point	54
W	*	87	Radford	65
L	*	50	at Liberty	57
W	*	76	Charleston Southern	51
W	*	83	at Coastal Carolina	77
W	*	71	at UNC Asheville	58
W	#	67	Liberty	62 2 OT
W	#	67	Radford	65 OT
L	%	67	Northwestern State	71

\$Pizza Hut NABC Classic, Chapel Hill, NC
+Koch Petroleum Classic, Corpus-Christi, TX
*Big South Conference game
#Big South Conference tournament, Roanoke, VA
%NCAA Play-In Game, Dayton, OH

2001-2002 W19 L-12 (NCAA)

Big South W-10, L-4

Coach: Gregg Marshall

W/L	WU	OPP	
W	60	Lander	58 OT
L	54	at Ohio State	78
L	65	at Nebraska	73
W	67	Birmingham-Southern	53
L	\$ 58	Niagara	63
L	\$ 55	Hartford	58
L	65	Marshall	71
W	66	at Clemson	61
W	+ 86	Tennessee-Martin	60
L	+ 58	South Carolina State	71
L	^ 66	George Mason	86
L	* 48	at Radford	69
W	* 76	Elon	64
W	75	Randolph-Macon	69
W	* 81	at Liberty	48
W	* 83	at High Point	75
L	* 63	Charleston Southern	66 OT
W	* 73	at UNC Asheville	66
W	* 81	High Point	71
W	* 63	Coastal Carolina	49
L	* 64	at Elon	71
W	63	at Birmingham-Southern	56
L	* 64	Radford	72
W	* 69	Liberty	62
W	* 57	at Charleston Southern	55
W	* 100	Coastal Carolina	74
W	* 77	UNC Asheville	62
W	# 66	Liberty	59
W	# 77	Elon	66
W	# 70	High Point	48
W	% 37	#1 (1) Duke	84

\$Phoenix Classic, Hartford, CT
+Costner Brothers-Winthrop Invitational
^Rogers AT&T Classic, Halifax, Nova Scotia
*Big South Conference game
\$#Big South Conference tournament, Roanoke, VA
%NCAA Tournament, Greenville, SC

2002-2003 W-20 L-10 (NCAA)

Big South W-11, L-3

Coach: Gregg Marshall

W/L	WU	OPP	
L	\$ 50	Northern Illinois	56
L	\$ 61	Eastern Washington	75
W	86	Nyack	44
W	68	at Gardner-Webb	66
W	67	at Montana State	64
L	42	at Utah	72
W	+ 62	Morris Brown	54
L	+ 56	North Texas	65
L	61	at Clemson	78
W	84	at Eastern Kentucky	73
W	74	St. Andrews Presbyterian	39
L	* 55	at Radford	64
W	* 82	Elon	65
L	* 50	Coastal Carolina	64
W	74	at Birmingham-Sou.	67
W	* 74	at Liberty	64
W	* 67	at Elon	60
W	* 65	UNC Asheville	62
W	* 72	at Charleston Southern	69 OT
W	* 84	High Point	59
W	* 82	Radford	61
L	* 66	at Coastal Carolina	72
W	67	Birmingham-Southern	63
L	74	Gardner-Webb	78
W	* 86	at High Point	70
W	* 84	Liberty	72
W	* 75	Charleston Southern	56
W	* 76	at UNC Asheville	65
W	# 80	High Point	64
L	# 80	UNC Asheville	81 OT

\$NABC Classic, Madison, WI
+Brothers Air & Heat Shootout, Rock Hill, SC
*Big South Conference game
#Big South Conference Tournament

2003-2004 W-16 L-12 (NCAA)

Big South W-10, L-6

Coach: Gregg Marshall

W/L	WU	OPP	
L	44	at #9 Kentucky	65
W	96	Maine-Machias	46
W	65	Coker	50
W	67	Eastern Kentucky	66
L	+ 64	Samford	66
W	+ 84	Hampton	74
W	80	at Georgia	60
L	49	at Wyoming	79
L	67	at Weber State	69
L	& 71	Western Michigan	76
W	& 70	San Diego	66
L	* 54	Birmingham-Southern	61
W	* 78	Radford	76 OT
L	* 62	at High Point	77
W	* 78	VMI	62
W	* 76	UNC Asheville	62
W	* 66	at Coastal Carolina	65
W	* 68	Charleston Southern	50
L	* 69	at Birmingham-Southern	70

WINTHROP

B A S K E T B A L L

YEAR-BY-YEAR RESULTS

L	*	50	at Liberty	66
L	*	61	at VMI	68
W	*	51	Coastal Carolina	50
W	*	53	at Radford	52
W	*	78	High Point	67
L	*	62	Liberty	74
W	*	72	at Charleston Southern	48
W	*	75	UNC Asheville	68
L	#	46	at UNC Asheville	49

+ Costner Brothers-Winthrop Shootout
& ASU Sun Devil Classic
* Big South Conference game
Big South Conference tournament

2004-2005 W-27 L-6 (NCAA)

Big South W-15, L-1

Cochair: Gregg Marshall

W/L	WU	OPP	
L	+ 49	Arkansas	72
W	+ 89	Troy	80
W	+ 52	Austin Peay	36
L	52	at South Carolina	62
W	60	Weber State	49
W	60	at Providence	54
W	86	Barton	57
W	67	Siena	58
W	70	at East Carolina	55
L	64	at Portland	70
L	56	Oregon	71
W	69	Georgia College & State	56
W	90	Ferrum	62
L	* 68	at Coastal Carolina	76
W	* 75	Liberty	73 OT
W	* 78	at UNC Asheville	70
W	* 74	Radford	54
W	* 65	at Birmingham-Southern	57
W	* 80	Coastal Carolina	66
W	* 58	Charleston Southern	45
W	* 69	VMI	44
W	* 67	UNC Asheville	60
W	* 72	at High Point	55
W	* 69	at Liberty	61
W	* 55	Birmingham-Southern	41
W	* 65	at Radford	55
W	* 74	High Point	66
W	* 63	at VMI	48
W	* 65	at Charleston Southern	62 OT
W	# 74	Coastal Carolina	62
W	# 78	Birmingham-Southern	64
W	# 68	Charleston Southern	46
L	% 64	#10 (3) Gonzaga	74

+ Paradise Jam, St. Thomas, VI
* Big South Conference game
Big South Conference tournament
% NCAA Tournament

2005-2006 W-23 L-8 (NCAA)

Big South W-13, L-3

Cochair: Gregg Marshall

W/L	WU	OPP	
W	+ 70	IUPUI	53
W	+ 71	at Marquette	64

W	77	Portland	46
W	79	Newberry	77
L	57	at #18 Alabama	60
L	54	at South Carolina	68
W	70	East Carolina	48
W	101	Palm Beach Atlantic	49
L	62	at Auburn	64
W	* 84	Birmingham-Southern	43
L	63	at Memphis	73
W	* 74	UNC Asheville	49
W	* 90	at Radford	75
W	* 79	at Charleston Southern	61
W	* 68	Liberty	47
W	* 70	at High Point	67
L	* 57	Coastal Carolina	64
W	* 76	Charleston Southern	59
W	* 74	at VMI	69
L	* 50	at Coastal Carolina	64
W	* 98	VMI	65
W	* 71	Radford	44
W	* 78	at UNC Asheville	65
W	& 98	Northern Illinois	97 OT
L	* 71	at Liberty	78
W	* 94	High Point	78
W	* 56	at Birmingham-Sou.	43
W	# 93	Liberty	52
W	# 77	High Point	65
W	# 51	Coastal Carolina	50
L	% 61	#18 (2) Tennessee	63

+ Marquette Pepsi Blue & Gold Classic
& ESPN BracketBuster
* Big South Conference game
Big South Conference tournament
% NCAA Tournament

2006-2007 W-29 L-5 (NCAA)

Big South W-14, L-0

Cochair: Gregg Marshall

W/L	WU	OPP	
W	89	North Greenville	46
W	+ 57	Iona	38
L	+ 66	#2 North Carolina	73
W	74	at Mississippi State	63
L	60	at #24 Maryland	71
W	90	Virginia Intermont	46
W	76	Presbyterian	51
W	72	at Northern Illinois	62
L	79	at #12 Wisconsin	82 OT
W	80	Limestone	46
W	74	Mt. Saint Mary's	59
W	69	at East Carolina	50
W	71	at Old Dominion	65
L	51	at #11 Texas A&M	71
W	* 108	VMI	76
W	* 75	at Charleston Southern	62
W	* 68	at Liberty	40
W	* 61	UNC Asheville	42
W	* 62	at Radford	59
W	* 64	at High Point	63
W	* 65	Coastal Carolina	63
W	* 109	at VMI	96
W	* 88	at UNC Asheville	69
W	* 80	Liberty	76

W	* 77	Radford	58
W	* 78	Charleston Southern	54
W	& 77	at Missouri State	66
W	* 72	High Point	60
W	* 83	at Coastal Carolina	69
W	# 72	Charleston Southern	42
W	# 79	UNC Asheville	60
W	# 84	VMI	81
W	% 74	#17 (6) Notre Dame	64
L	% 61	#17 (3) Oregon	75

+ Preseason NIT
& ESPN BracketBuster
* Big South Conference game
Big South Conference tournament
% NCAA Tournament

2007-2008 W-22 L-12 (NCAA)

Big South W-10, L-4

Cochair: Randy Peele

W/L	WU	OPP	
W	68	Queens	61
W	+ 72	Illinois-Chicago	58
W	+ 79	Georgia Tech	73
L	+ 54	Baylor	62
L	69	Missouri State	73
W	72	at East Carolina	58
L	53	at West Virginia	70
W	68	Akron	58
L	71	at Mississippi	76
L	59	at Mount St. Mary's	64
W	62	Old Dominion	59
W	^ 76	#19 Miami	70
W	78	Limestone	34
L	62	at Marshall	67 OT
W	55	Presbyterian	48
L	* 61	at High Point	62
W	* 55	Liberty	48
W	* 77	at Radford	59
W	* 85	VMI	41
W	* 65	Coastal Carolina	43
W	* 81	at Charleston Southern	64
L	* 56	at UNC Asheville	71
L	* 49	at Coastal Carolina	50
W	* 62	High Point	54
W	* 59	at Liberty	50
W	* 74	Radford	59
W	* 80	at VMI	70
L	& 47	Davidson	60
W	* 63	Charleston Southern	49
L	* 50	UNC Asheville	63
W	# 76	Radford	45
W	# 61	High Point	53
W	# 66	UNC Asheville	48
L	% 40	(4) Washington State	71

+ Paradise Jam, St. Thomas, VI
^ Orange Bowl Classic, Sunrise, FL
& ESPN BracketBuster
* Big South Conference game
Big South Conference Tournament
% NCAA Tournament

WINTHROP

B A S K E T B A L L

YEAR-BY-YEAR RESULTS

2008-09 W-11 L-19

Big South W-9, L-9

Coach: Randy Peele

W/L	WU	OPP	
W	67	North Greenville	42
L	63	at South Carolina	86
L	58	at Akron	72
L	70	at #22 Davidson	97
L	48	North Carolina State	74
L	60	East Carolina	63
L	* 74	at VMI	92
L	* 52	at Radford	73
L	54	at Old Dominion	66
L	76	College of Charleston	77
L	^ 45	Florida	74
W	* 59	Liberty	57
L	* 40	High Point	42
W	* 54	at Presbyterian	53 OT
L	* 49	Gardner-Webb	64
W	* 87	UNC Asheville	67
W	* 65	at Charleston Southern	63
L	* 69	at Coastal Carolina	78
W	* 56	at UNC Asheville	49
L	53	at Charlotte	70
L	* 55	Radford	59
L	* 106	VMI	110 OT
L	* 47	at Liberty	57
L	* 56	at High Point	63
W	* 50	Presbyterian	47
W	* 60	at Gardner-Webb	55
W	& 65	Appalachian State	63
W	* 57	Charleston Southern	52
W	* 70	Coastal Carolina	50
L	# 68	at UNC Asheville	76

^ Orange Bowl Classic, Sunrise, FL

& ESPN BracketBuster

* Big South Conference game

Big South Conference tournament

2009-10 W-19 L-14

Big South W-12, L-6

Coach: Randy Peele

W/L	WU	OPP	
W	67	Limestone	55
W	49	USC Upstate	46
L	66	at #19 Clemson	102
L	51	at Appalachian State	70
L	* 59	Radford	61
W	* 82	High Point	68
W	64	Barton	51
W	62	at USC Upstate	53
L	47	Charlotte	57
L	57	at Cincinnati	74
L	52	at North Carolina State	68
L	* 47	at Coastal Carolina	57
L	* 54	at Charleston Southern	57
L	* 96	VMI	73
W	* 65	Liberty	42
W	* 56	at Presbyterian College	42
L	* 53	at UNC Asheville	66
W	* 65	at Gardner-Webb	45
W	* 55	Charleston Southern	53
W	* 67	Coastal Carolina	64
W	* 67	at Liberty	43

W	*	87	at VMI	83
W	*	66	Presbyterian College	53
W	*	69	Gardner-Webb	64
L	&	57	at Eastern Kentucky	77
W	*	68	UNC Asheville	65 OT
L	*	66	at High Point	71
L	*	52	at Radford	54
W	#	80	Liberty	72
W	#	61	Radford	46
W	#	64	at Coastal Carolina	53
L	%	44	Arkansas-Pine Bluff	61

& ESPN BracketBuster, Richmond, KY

* Big South Conference game

Big South Conference Tournament

% NCAA Opening Round, Dayton, OH

2010-11 W-13 L-17

Big South W-9, L-9

Coach: Randy Peele

W/L	WU	OPP		
W	70	Queens	61	
L	54	#VCU	67	
L	+	44	Hampton	45
W	+	83	at Wake Forest	74
L	+	44	Belmont	71
W	*	65	Lander	46
W	*	88	VMI	82 OT
L	*	72	Liberty	75
L	*	57	at Charlotte	68
W	73	Jacksonville	66	
L	58	at Dayton	73	
L	52	at #13 Kentucky	89	
W	*	53	Presbyterian College	51
L	*	67	UNC Asheville	88
W	*	63	Gardner-Webb	48
L	*	69	at Coastal Carolina	74
L	*	60	at Charleston Southern	69
W	*	74	Radford	58
W	*	77	High Point	49
L	*	74	at Presbyterian College	76 OT
L	*	66	at Radford	67
W	*	60	at Gardner-Webb	57
W	*	57	at UNC Asheville	53
W	*	75	Charleston Southern	68
L	*	56	Coastal Carolina	61
L	*	69	at High Point	70 2OT
L	&	74	Ohio	77 OT
W	*	61	Liberty	56
L	*	85	VMI	89
L	#	73	at VMI	78

NIT Season Tip-Off, Winston-Salem, NC

^ ESPN BracketBuster

* Big South Conference game

Big South Conference tournament

2011-12 W-12 L-20

Big South W-8, L-10

Coach: Randy Peele

W/L	WU	OPP		
L	59	Eastern Kentucky	71	
L	48	at Virginia	69	
L	\$	73	vs. #19 Marquette	95

L	\$	62	vs. Drake	66
L	\$	45	vs. Drexel	68
W	*	107	Central Penn	68
W	*	59	at Presbyterian College	56
L	*	60	at Gardner-Webb	62
W	*	79	UVA-Wise	70
W	*	59	at Jacksonville	45
L	*	40	at Clemson	60
L	*	55	at Western Michigan	60
L	*	86	at Georgia	92 OT
L	*	68	UNC Asheville	73 OT
W	*	70	Radford	54
W	*	91	VMI	84
L	*	54	at High Point	64
W	*	64	at Liberty	61
L	*	51	Campbell	54
W	*	56	Gardner-Webb	54
L	*	66	at Charleston Southern	77
W	*	65	Liberty	63
L	*	47	High Point	52
W	*	77	at Radford	63
L	*	79	at VMI	86
L	*	58	at Campbell	67
W	*	67	Coastal Carolina	57
L	*	45	Presbyterian College	48
L	^	64	at Appalachian State	76
L	*	55	at UNC Asheville	67
W	#	71	vs. #3 Campbell	55
L	#	55	vs. #7 VMI	75

\$ Paradise Jam, St. Thomas, Virgin Islands

^ ESPN BracketBuster

* Big South Conference game

Big South Conference tournament

2012-13 W-14 L-17

Big South W-6, L-10

Coach: Pat Kelsey

W/L	WU	OPP		
W	80	St. Andrews	48	
L	55	at Indiana State	66	
L	54	Virginia Commonwealth	90	
W	59	Lenoir-Rhyne	35	
L	55	at Wofford College	70	
L	61	at James Madison	71	
W	77	Brevard	54	
W	50	at Ohio	49	
L	55	at #7 Ohio State	65	
W	74	at Auburn	67	
W	50	Hampton	43	
L	57	North Carolina Central	64	
L	*	61	High Point	74
L	*	63	at Charleston Southern	75
L	*	54	at VMI	72
W	*	62	Presbyterian College	51
L	*	59	at Campbell	63
W	*	61	Gardner-Webb	55
L	*	57	at Radford	58
W	*	61	Coastal Carolina	48
W	*	66	Liberty	56
L	*	56	at UNC Asheville	69
L	*	56	Longwood	62
W	*	70	Charleston Southern	65
L	*	57	at Presbyterian College	64

WINTHROP

BASKETBALL

YEAR-BY-YEAR RESULTS

L	*	52	at Gardner-Webb	65
W	^	66	Southeast Louisiana	52
L	*	54	at Coastal Carolina	73
W	*	70	UNC Asheville	61
W	#	60	vs. (#4N) Radford	58 OT
L	#	47	vs. (#1S) Charleston Sou.	54

^ ESPN BracketBuster

* Big South Conference game

Big South Conference tournament

2013-14 W-20 L-13

Big South W-10, L-6

Coach: Pat Kelsey

W/L	WU	OPP	
W	93	Roanoke College	74
W	82	USC Upstate	74
L	71	at Virginia Commonwealth	92
W	76	at East Tennessee St.	66
W	96	Virginia Intermont	62
W	69	James Madison	57
L	63	at Virginia Tech	81
W	80	Appalachian State	72
L	66	at North Carolina Central	72
L	56	Wofford College	62
L	95	at Hampton	101 2OT
L	47	at Dayton	81
W	* 71	at Presbyterian College	67
W	* 85	Charleston Southern	68
L	* 51	Gardner-Webb	56
W	* 73	at Coastal Carolina	72 OT
L	* 66	at UNC Asheville	81
W	* 58	VMI	57
L	* 64	Radford	76
L	* 64	at High Point	65
W	* 73	at Liberty	62
W	92	Barber-Scotia	62
W	* 88	Campbell	62
W	* 76	at Longwood	59
L	* 64	at Charleston Southern	84
W	* 75	Coastal Carolina	65
L	* 79	at Gardner-Webb	85 OT
W	* 107	UNC Asheville	100 OT
W	* 82	Presbyterian College	60
W	# 77	vs. (#5N) Liberty	65
W	# 62	vs. (#1N) High Point	60
W	# 80	vs. (#2S) UNC Asheville	79
L	# 61	vs. (#1N) Coastal Carolina	76

* Big South Conference game

Big South Conference tournament

2014-15 W-19 L-13

Big South W-12, L-6

Coach: Pat Kelsey

W/L	WU	OPP	
W	82	Pfeiffer (HC)	59
W	77	at Clemson	74
L	58	at Savannah State	59
L	64	East Tennessee State	69
W	68	Savannah State	47
L	76	at Jacksonville State	79 OT
L	62	at #21 Maryland	82
W	96	Mars Hill	51

L	62	at Auburn	80
L	71	at Southeastern Louisiana	81
W	100	Reinhardt	72
W	* 82	Longwood	72 OT
L	* 87	High Point	90 2OT
W	* 57	at Presbyterian College	56
L	* 64	at Gardner-Webb	65
W	* 84	at UNC Asheville	69
L	* 77	Radford	85
W	* 71	at Liberty	56
W	* 71	Campbell	63
W	* 75	at Coastal Carolina	68
L	* 66	at Radford	73
W	* 77	Charleston Southern	55
W	* 74	Liberty	61
L	* 72	at High Point	73
W	* 71	Gardner-Webb	68
W	* 91	UNC Asheville	70
W	* 83	at Longwood	59
L	* 50	at Campbell	65
W	* 80	Presbyterian College	53
W	# 67	vs. Radford	66
W	# 71	vs. Longwood	58
L	# 70	vs. Coastal Carolina	81

* Big South Conference game

Big South Conference tournament

2015-16 W-23 L-9

Big South W-13, L-5

Coach: Pat Kelsey

W/L	WU	OPP	
W	102	Hampton (HC)	95
W	106	Truett-McConnell	78
W	80	Jacksonville State	69
W	79	at USC Upstate	78
L	79	at North Carolina State	87
W	* 83	at Charleston Southern	82
W	* 74	Presbyterian College	70
L	64	at Georgia	74
L	60	at Alabama	72
W	88	at Georgia Southern	81
W	92	Alabama State	84
W	116	Univ. of Rio Grande (OH)	84
L	* 83	Campbell	90
L	* 63	at Coastal Carolina	82
L	* 84	at UNC Asheville	85
W	81	Ferrum	63
W	* 86	High Point	66
W	* 74	Liberty	58
W	* 71	at Gardner-Webb	58
W	* 82	at Longwood	68
W	* 97	Charleston Southern	72
W	* 87	Radford	77
L	* 77	at Liberty	88
W	* 88	Longwood	80
W	* 86	at Radford	84
W	* 79	Coastal Carolina	67
W	* 81	UNC Asheville	80
L	* 85	at High Point	87
W	* 87	at Campbell	71
W	# 67	(10) Presbyterian College	53
W	# 82	(6) Gardner-Webb	69
L	# 68	(4) UNC Asheville	77

* Big South Conference game

Big South Conference tournament

2016-17 W-26 L-7

Big South W-15, L-3

Coach: Pat Kelsey

W/L	WU	OPP	
W	66	Ferrum College	47
W	\$ 94	at Manhattan College	81
L	\$ \$ 86	at Florida State	100
W	\$ \$ 84	at Illinois	80 OT
L	\$ 60	New Hampshire	65
W	58	Furman	57 OT
L	67	at Dayton	83
W	106	Greensboro College	63
W	86	at Hampton	79
W	86	Georgia Southern	84
W	66	at St. Louis	55
W	* 84	at Charleston Southern	68
L	* 80	Radford	82
W	* 80	at High Point	74
W	* 83	Longwood	65
W	* 75	Presbyterian College	52
W	* 72	at Campbell	63
W	* 76	UNC Asheville	73
W	* 61	at Liberty	48
W	* 72	at Gardner-Webb	70
L	* 80	High Point	83
W	* 81	at Radford	65
W	* 76	Campbell	62
L	* 101	at UNC Asheville	104 2OT
W	* 77	Gardner-Webb	71
W	* 83	at Longwood	63
W	* 84	Liberty	67
W	* 86	Charleston Southern	72
W	* 93	at Presbyterian College	56
W	# 92	(#8) Charleston Southern	78
W	# 80	(#4) Gardner-Webb	77 OT
W	# 76	(#7) Campbell	64
L	& 64	(4) Butler	76

* Big South Conference game

Big South Conference tournament

& NCAA First Round (Milwaukee, WI)

2017-18 W-19 L-13

Big South W-12, L-6

Coach: Pat Kelsey

W/L	WU	OPP	
L	66	Southern Illinois	81
L	76	at Colorado State	80
W	106	Central Penn (HC)	65
W	104	Mars Hill	49
L	85	at Auburn	119
W	86	South Carolina State	61
W	93	at Furman	74
W	107	Reinhardt	76
L	82	at Georgia	87
W	88	at Alabama State	80
L	55	at VCU	69
W	* 76	High Point	60
L	* 79	at Radford	85
L	* 77	at Campbell	88

WINTHROP

B A S K E T B A L L

YEAR-BY-YEAR RESULTS

L	*	70	Liberty	73
W	*	64	at Charleston Southern	53
W	*	90	Gardner-Webb	67
W	*	85	UNC Asheville	58
W	*	81	at Presbyterian College	68
W	*	95	at Longwood	78
W	*	75	Campbell	64
L	*	61	at Liberty	77
W	*	75	Radford	57
W	*	63	Presbyterian College	49
W	*	82	at High Point	70
W	*	90	at Gardner-Webb	71
W	*	79	Longwood	64
L	*	75	at UNC Asheville	89
L	*	75	Charleston Southern	78
W	#	72	vs. Gardner-Webb	68
L	#	52	vs. Radford	61

* Big South Conference game
Big South Conference tournament

2018-19 W-18, L-12 Big South W-10, L-6

Coach: Pat Kelsey

W/L	WU	OPP		
L	79	at Vanderbilt	92	
W	94	at Southern Ill.-Edwardsville	82	
W	134	Pfeiffer	99	
L	74	East Tennessee State (HC)	76	
L	74	at #10/2 Kentucky	87	
W	116	Warren Wilson	76	
W	82	at Tennessee Tech	70	
L	81	at Davidson	99	
W	109	Hiwassee	66	
W	88	Maryland-Eastern Shore	74	
W	79	at Southern Illinois	71	
W	76	Prairie View A&M	62	
L	76	at #9 Florida State	87	
W	*	80	at UNC Asheville	65
W	*	90	at Campbell	86
W	*	80	High Point	63
L	*	61	Longwood	75
W	*	82	at USC Upstate	72
W	*	66	UNC Asheville	45
W	*	97	Gardner-Webb	88
L	*	91	at Presbyterian College	99
L	*	61	Radford	80
W	*	76	at Charleston Southern	72
W	*	101	Hampton	91
W	*	93	Presbyterian College	85
L	*	60	at Gardner-Webb	64
L	*	81	at Radford	87
W	*	80	Charleston Southern (2OT)	78
L	*	75	at Hampton	90
L	#	63	vs. (6) Charleston Southern	77

* Big South Conference game
Big South Conference tournament

2019-20 W-24, L-10 Big South W-15, L-3

Coach: Pat Kelsey

W/L	WU	OPP		
W	67	at Hartford	57	
L	74	at Fresno State	77	
W	61	at #18 Saint Mary's (Ca.)	59	
L	58	at East Tennessee State	61	
W	103	Mid-Atlantic (HC)	59	
L	58	Tennessee Tech	61	
W	127	Pfeiffer	83	
L	70	at #1 Duke	83	
L	88	Coastal Carolina	92	
L	60	at TCU	70	
L	73	at Furman	80	
W	93	Southern Ill.-Edwardsville	73	
W	85	Elon	80	
W	*	91	Longwood	67
W	*	87	at Campbell	72
W	*	79	at High Point	57
W	*	99	Gardner-Webb	95 (3OT)
W	*	116	at Hampton	95
W	*	61	at Radford	56
W	*	79	USC Upstate	53
W	*	72	Presbyterian College	57
W	*	77	at Charleston Southern	60
W	*	104	UNC Asheville	71
W	*	62	Campbell	53
W	*	70	at Longwood	68
L	*	77	Radford	81
L	*	70	at Gardner-Webb	74
W	*	89	at Presbyterian College	88
L	*	81	Hampton	87
W	*	90	at USC Upstate	82
W	*	84	High Point	76
W	#	106	(7) USC Upstate	70
W	#	78	(3) Gardner-Webb	66
W	#	76	(5) Hampton	68

* Big South Conference game
Big South Conference tournament

2020-21 W-23, L-2 Big South W-17, L-1

Coach: Pat Kelsey

W/L	WU	OPP		
W	\$	75	vs UNC Greensboro	67
W	\$	80	vs Little Rock	75
W	*	95	at USC Upstate	77
W	*	107	at USC Upstate	77
W	*	87	Furman	71
W	*	84	Campbell	83
W	*	94	Campbell	76
W	*	85	at Charleston Southern	69
W	*	78	at Charleston Southern	76
W	*	75	Gardner-Webb	65
W	*	91	Gardner-Webb	83
W	*	72	Longwood	61
W	*	70	Longwood	50
W	*	72	at Presbyterian College	58
W	*	78	at Presbyterian College	66
W	*	84	UNC Asheville	80
L	*	55	UNC Asheville	57
W	*	80	at Radford	64
W	*	55	at Radford	47
W	*	76	at High Point	70

W	*	71	at High Point	63
W	#	83	(8) High Point	54
W	#	82	(5) Longwood	61
W	#	80	(3) Campbell	53
L	&	63	(5) Villanova	73

\$ Wade Houston Tipoff Classic
* Big South Conference game
Big South Conference tournament & NCAA Tournament

2021-22 W-23, L-9

Big South W-14, L-2

Coach: Mark Prosser

W/L	WU	OPP	
W	110	Mary Baldwin	78
W	88	Mercer	85
L	65	at Middle Tennessee	76
L	63	at Vanderbilt	77
L	86	at Washington St.	92
W	82	at Washington	74
W	82	Hartford	75

NCAA TOURNAMENT HISTORY

1999 South Region (#16 seed) at Indianapolis, IN
March 11 - First Round
#1 Auburn 80, Winthrop 41

2000 West Region (#14 seed) at Tucson, AZ
March 16 - First Round
#3 Oklahoma 74, Winthrop 50

2001 Midwest Region (#16 seed) at Dayton, OH
March 13 - Play-In Game
#16 Northwestern State 71, Winthrop 67

2002 South Region (#16 seed) at Greenville, SC
Mar 14 - First Round
#1 Duke 84, Winthrop 37

2005 West Region (#14 seed) in Tucson, AZ
Mar. 17 - First Round
#3 Gonzaga 74, Winthrop 64

2006 East Region (#15 seed) in Greensboro, NC
Mar. 16 - First Round
#2 Tennessee 63, Winthrop 61

2007 Midwest Region (#11 seed) in Spokane, WA
Mar. 16 - First Round
Winthrop 74, #6 Notre Dame 64
Mar. 18 - Second Round
#3 Oregon 75, Winthrop 61

2008 East Region (#13 seed) in Denver, CO
Mar. 20 - First Round
#4 Washington State 71, Winthrop 40

2010 South Region (#16 seed) in Dayton, OH
Mar. 16 - Play-In
#16 Arkansas-Pine Bluff 61, Winthrop 44

2017 South Region (#13 seed) in Milwaukee, WI
Mar. 16 - First Round
#4 Butler 76, Winthrop 64

L	64	at Coastal Carolina	74
W	85	Furman	80
W	\$ 83	vs Carver College	52
L	61	at Elon	63
L	% 63	vs Mississippi St.	84
W	78	Converse	40
W	* 74	Campbell	72
W	* 86	UNC Asheville	80
W	* 70	at Charleston Southern	65
W	* 60	at Presbyterian College	58
W	* 64	Gardner-Webb	62
L	* 56	at High Point	65
W	* 95	at USC Upstate	91
L	* 88	at Longwood	92
W	* 64	North Carolina A&T	54
W	* 69	at Hampton	57
W	* 58	Radford	48
W	* 65	Presbyterian College	61
W	* 81	at Gardner-Webb	70
W	* 84	at UNC Asheville	79
W	* 89	USC Upstate	59
W	* 82	Charleston Southern	86
W	# 68	(7) High Point	51
W	# 76	(3) Gardner-Webb	67
L	# 58	(1) Longwood	79

\$ No Room for Racism Classic (at Rock Hill Sport and Event Center)
 % at Mississippi Coliseum
 * Big South Conference game
 # Big South Conference tournament

2022-23 W-23. L-9
 Big South W-14, L-2
 Coach: Mark Prosser

W/L	WU	OPP	
L	68	at Penn St.	93
W	78	Piedmont	56
W	76	Middle Tennessee	68
L	65	at #13 Auburn	89
L	68	at Mercer	77
L	\$ 52	vs Southern Mississippi	77
W	\$ 101	vs Eastern Michigan	87
W	99	Toccoa Falls	52
L	81	Coastal Carolina	86
W	81	South Carolina St.	67
L	67	at Furman	82
L	81	at LSU	89
L	57	at Duquesne	74
L	* 62	at USC Upstate	70
W	* 62	UNC Asheville	60
W	* 82	Presbyterian College	72
L	* 71	at Longwood	85
L	* 52	Radford	66
W	* 78	at Campbell	74
L	* 66	at High Point	71
L	* 61	Gardner-Webb	63
W	* 76	Charleston Southern	64
W	* 76	at Presbyterian College	58
W	* 76	Longwood	74
L	* 66	at Radford	69
L	* 79	at UNC Asheville	86
L	* 70	USC Upstate	79
W	* 86	at Gardner-Webb	78
W	* 75	at Charleston Southern	67
W	* 95	Campbell	93 (OT)
W	* 84	High Point	78
L	# 69	Radford	78

\$ Cancun Challenge (Cancun, Mexico)
 * Big South Conference game
 # Big South Conference tournament

2023-24 W-17. L-15
 Big South W-8, L-2
 Coach: Mark Prosser

W/L	WU	OPP	
L	56	at Clemson	78
W	98	Brevard	44
L	72	Drexel (HC)	74
W	^ 89	Holy Cross	51
W	^ 74	IUPUI	61
W	^ 78	Elon	70
L	69	at Georgia	78
W	90	Bob Jones	49
W	90	at Coastal Carolina	87
W	88	Queens	82
W	85	at Little Rock	68
L	+ 59	at Xavier	75
L	62	at South Carolina	72
L	61	at Florida State	67
W	113	Toccoa Falls	62
W	* 68	Longwood	60 (OT)
W	* 82	at USC Upstate	80 (OT)
W	* 81	at Presbyterian College	71
W	* 92	Radford	88
L	* 77	UNC Asheville	82
L	* 74	at Gardner-Webb	79
W	* 78	at Charleston Southern	59
L	* 74	at Longwood	84
W	* 85	at Radford	69
L	* 55	Presbyterian College	78
W	* 83	USC Upstate	74
L	* 96	at High Point (OT)	100
L	* 64	Gardner-Webb	65
L	# 56	vs. (5) Longwood	69

^ Rock Hill Classic (Rock Hill Sports & Event Center)
 * Big South Conference game
 # Big South Conference tournament (High Point, N.C.)

2024-25 W-23. L-11
 Big South W-11, L-5
 Coach: Mark Prosser

W/L	WU	OPP	
W	125	Piedmont	65
W	82	Little Rock (HC)	67
L	52	at Virginia Tech	58
W	^ 86	William & Mary	85
L	^ 87	Georgia Southern	89
W	^ 77	N.C. Central	75
L	61	at Louisville	76
W	87	LIU	65
W	99	Averett College	56
W	86	at Queens	78
W	96	Coastal Carolina	89
W	\$ 103	Bob Jones	55
L	64	at Florida State	82
W	102	Mercer	97
L	68	at Indiana	77
W	* 95	USC Upstate	76
L	* 67	at Radford	87
L	* 83	at Gardner-Webb	89
W	* 95	Longwood	76
W	* 102	Charleston Southern (3OT)	97
L	* 84	at UNC Asheville	93
L	* 62	at High Point	84
W	* 76	Presbyterian College	67
W	* 96	Gardner-Webb	93
W	* 83	at Charleston Southern	65
W	* 105	at USC Upstate	95
W	* 78	Radford	74
L	* 66	High Point	88
W	* 81	at Presbyterian College	77
W	* 85	at Longwood	59

W	*	103	UNC Asheville	90
W	#	88	vs. (6) Longwood	79
W	#	86	vs. (2) UNC Asheville	67
L	#	69	vs. (1) High Point	81

^ Rock Hill Classic (Rock Hill Sports & Event Center)
 \$ Home game played at Rock Hill Sports & Event Center
 * Big South Conference game
 # Big South Conference tournament (Johnson City, Tenn.)