

Winthrop Eagles

2025-26 Record: 17-8, 9-1 Big South

2024-25 Record: 23-11, 11-5 Big South

Head Coach: Mark Prosser (5th season/9th overall)

Winthrop/Career Record: 95-60/137-136

Big South Record: 52-24



Longwood Lancers

2025-26 Record: 13-12, 5-5 Big South

2024-25 Final Record: 18-14, 7-9 Big South

Head Coach: Ronnie Thomas (1st season/same)

Longwood/Career Record: 13-12/same

Big South Record: 5-5

WINTHROP

TIP-INS

- Eagles riding a nine-game winning streak, looking for a 10th straight for the first time since 2021-22
- The nine-game winning streak is the 9th best in program history and 6th best in Big South regular season games
- After dropping the league opener at Longwood, the Eagles have won nine straight and sit atop of the league standings at 9-1
- Completed the month of January with a perfect record of 8-0 after the 84-71 win over UNC Asheville
- Only the 2006-07 team had ever gone undefeated in January (9-0)
- Winthrop improved to 264-189 all-time in the month of January and hold an all-time mark of 237-152 in the month of February
- Have won 17 of the last 19 regular season league contests
- Eagles opened the season with 6-of-7 games on the road and the game at LIU wrapped up a stretch of 7-of-9 away from home
- Eagles are in their 48th season of basketball overall and 41st in the Big South Conference
- Coming off a season in which the Eagles fell in the Big South Conference Championship game
- It was the programs 19th Big South Conference Championship game appearance and 4th appearance in the previous six seasons
- Winthrop won 23 games in 2024-25, the 9th 20-win season in its D1 Era
- Eagles finished November at .500 and have now been .500 or better in 13 straight seasons
- On Nov. 17, 2024 the Eagles captured the program's 800th win all-time (837-631)
- The victory was also the 100th career win for head coach Mark Prosser
- In 2024-25, the Eagles earned 10 wins prior to league play for first time since 2015-16

HOW THEY MATCHUP

84.8	Scoring	76.5
.448	FG%	.469
.348	3FG%	.306
9.8	3FGM PG	5.9
.732	FT%	.749
40.7	Rebounding	36.7
15.1	Assists	13.0
7.0	Steals	8.9
3.0	Blocks	2.6
10.7	Turnovers PG	14.2
74.2	Scoring Defense	72.4
.427	FG% Defense	.446
.320	3FG% Defense	.321
+6.2	Rebound Margin	+5.1
+1.9	Turnover Margin	+0.6
W9	W/L Streak	W1

Athletic Communications/MBB Contact

Brett Redden - Asst. AD for Communications
(803) 367-1649 / reddennb@winthrop.edu

GAME INFORMATION

Game 26: Longwood at Winthrop

Feb. 7, 2026 | 2:00 p.m.

Rock Hill, S.C. | Winthrop Coliseum (6,100)

Radio: Winthrop Sports Network

Station: 94.3 FM | WGNC AM1450/101.1FM | ESPN730

Play-by-Play: Mike Pacheco

Analyst: Brett Ferguson

Television: ESPN+

Play-by-Play: Brett Williams

Analyst: Reggie Walker Jr.

---Series History vs. Longwood---

Overall.....21-9

Last Meeting.....12/31/25

Result.....L, 82-70

Current Streak.....L1

at Winthrop Coliseum.....12-2

Streak at Winthrop Coliseum.....W3

In Overtime.....2-0

Most Points (WIN).....95 (two times)

Most Points (LWU).....92 (1/29/22)

Prosser vs. Longwood.....5-6

Prosser at home vs. Big South.....2-8

2025-26 Schedule/Results
17-8, 9-1 Big South

NOVEMBER (4-4)

3	+	Queens	W, 81-74
7		at George Mason	L, 96-90
11		at Coastal Carolina	L, 72-66
15		Mercer (Homecoming)	W, 105-69
18		at #21 Arkansas	L, 84-83
23		at Jackson State	W, 80-62
25		at Nebraska	L, 80-73
29		S.C. State	W, 101-79

DECEMBER (4-4)

2		at LIU	W, 94-92 (OT)
6		Coastal Carolina	L, 88-84
9		Toccoa Falls	W, 111-62
13		Bob Jones	W, 101-55
18		at North Dakota	L, 90-88
21		Clinton College	W, 107-41
28		at #15 Texas Tech	L, 87-57
31	*	at Longwood	L, 82-70

JANUARY (8-0)

3	*	Gardner-Webb	W, 88-77
7	*	Charleston Southern	W, 81-77
10	*	at USC Upstate	W, 71-50
14	*	High Point	W, 92-75
17	*	at UNC Asheville	W, 69-67
21	*	Radford	W, 76-75
24	*	at Presbyterian College	W, 82-72
31	*	UNC Asheville	W, 84-71

FEBRUARY (1-0)

4	*	at Radford	W, 80-78
7	*	Longwood	2:00 p.m.
12	*	at Gardner-Webb	7:00 p.m.
19	*	USC Upstate	6:30 p.m.
21	*	at High Point	4:00 p.m.
26	*	at Charleston Southern	7:00 p.m.
28	*	Presbyterian College	4:00 p.m.

MARCH (0-0)

4-8 # Big South Tournament

TBD

* Field of 68 Opening Day Marathon

(Played at Rock Hill Sports & Events Center - Rock Hill, SC)

* Big South Conference Game

Big South Tournament (Freedom Hall | Johnson City, Tenn.)

All Games (EST)

PROBABLE STARTERS

**1 WILSON**
Sr. ▶ Guard

MIN. 19.3
PPG 3.4
RPG 1.6
APG 2.7
FG% 33.0
3FG% 19.4

**2 ROZIER**
Sr. ▶ Guard

MIN. 29.2
PPG 13.2
RPG 2.1
APG 3.5
FG% 39.0
3FG% 39.4

**11 CLOUET**
Sr. ▶ Guard

MIN. 27.3
PPG 12.6
RPG 4.3
APG 1.4
FG% 45.1
3FG% 40.6

**15 Kamarad**
Sr. ▶ Forward

MIN. 17.8
PPG 7.8
RPG 3.5
APG 1.0
FG% 50.0
3FG% 40.7

**51 DUNCOMB**
Sr. ▶ Center

MIN. 25.2
PPG 18.6
RPG 8.7
APG 1.3
FG% 60.5
FT% 71.2

2025-26 Winthrop Basketball Roster

NUMERICAL ROSTER

NO.	NAME	YR.	POS.	HT.	WT.	HOMETOWN/PREVIOUS SCHOOL
0	Kaleb Evans	Fr.	G	6-4	190	Lexington, S.C. / Moravian Prep/YNG Dreamerz
1	Isaiah Wilson	Gr.	G	6-1	180	Pittsburgh, Pa./ Richmond
2	Kareem Rozier	Sr.	G	5-9	180	Detroit, Mich. / Duquesne
3	Josh Meo	Sr.	G	6-4	195	Orlando, Fla. / Coastal Carolina
4	Pharrell Boyogueno	Sr.	G	6-6	215	Greenville, S.C. / Gardner-Webb
5	Brayhlan Thomas	So.	G	6-6	205	Atlanta, Ga. / Georgia Southern
7	Daylen Berry	R-Sr.	G	6-4	175	Raleigh, N.C. / Charleston Southern
8	Cam Christy	Sr.	G	6-4	200	Walton, Ky. / Mount St. Joseph University
11	Kody Clouet	Gr.	G	6-5	210	San Marcos, Calif. / San Diego
15	Tommy Kamarad	Gr.	F	6-8	205	Buford, Ga. / Arkansas Tech
21	Tai Hamilton	Jr.	F	6-10	200	Charlotte, N.C. / William & Mary
22	Henry Harrison	Jr.	G	5-11	175	Lewisburg, Pa./ Lewisburg H.S.
23	Ed Nnamoko	Sr.	F	6-10	230	Lagos, Nigeria / New Mexico State
25	Seifeldin Hendawy	So.	G	6-8	200	Cairo, Egypt / Loyola Chicago
51	Logan Duncomb	Sr.	C	6-10	230	Cincinnati, Ohio / Xavier

COACHING STAFF

Head Coach—Mark Prosser (Marist, '02)
Associate Coach—Tony Rack (Northern Kentucky, '15)
Associate Coach—Monty Sanders (Elon, '09)
Assistant Coach—Mitchell Hill (Tennessee Tech, '15)
Assistant Coach—Sid Crist (Fairmont State, '16)
Video Coordinator—Matt Erps (Winthrop, '18)
Graduate Assistant—Cooper Sisco (VMI, '22)

PRONUNCIATION GUIDE

3	Josh MEE-OH
4	FAH-RELL BOY-OH-GAH-KNOW
11	Kody CLUE-IT
15	Tommy CAM-UH-RAD
23	Ed NAH-MOE-KO
25	SAY-feh-deen en-DAH-wee
51	Logan DONE-COME

RADIO / TV PLAYER PHOTO CHART



Kaleb Evans
G, 6-4, Fr.
Lexington, S.C.




Isaiah Wilson
G, 6-1, Sr.
Pittsburgh, Pa.



Kareem Rozier
G, 5-9, Sr.
Detroit, Mich.



Josh Meo
G, 6-4, Sr.
Orlando, Fla.



Pharrell Boyogueno
G, 6-6, Sr.
Greenville, S.C.



Brayhlan Thomas
G, 6-6, So.
Atlanta, Ga.



Daylen Berry
G, 6-4, 175
Raleigh, N.C.



Cam Christy
G, 6-4, Sr.
Walton, Ky.



Kody Clouet
G, 6-5, Sr.
San Marcos, Calif.




Tommy Kamarad
F, 6-8, Sr.
Buford, Ga.




Tai Hamilton
F, 6-10, Jr.
Charlotte, N.C.



Henry Harrison
G, 5-11, Jr.
Lewisburg, Pa.



Ed Nnamoko
F, 6-10, Sr.
Lagos, Nigeria



Seifeldin Hendawy
G, 6-8, So.
Cairo, Egypt



Logan Duncomb
C, 6-10, Sr.
Crystal Lake, Ill.



Mark Prosser
HEAD COACH



EAGLE EYE VIEW OF THE TEAM

WINTHROP SERIES HISTORY VERSUS LONGWOOD

- Eagles and Lancers meet for the second time this season and 31st overall
- Winthrop opened league play at Longwood on Dec. 31 but suffered an 82-70 loss, their only setback in league play so far
- In the matchup the Eagles had their second-worst shooting game of the season at 32 percent from the floor
- In the last matchup at the Winthrop Coliseum, the Eagles rolled 95-76 behind 14 threes and a 38-29 advantage on the glass
- Winthrop has won three of the last four meetings and have won six straight at home against the Lancers
- In 30 meetings all-time the Eagles have scored 2,220 points (74.0 ppg) and Longwood has scored 1,974 points (65.8 ppg)

AT HOME IN BIG SOUTH

- Improved to 5-0 after the 84-71 win over UNC Asheville
- It was the 6th straight home win vs. a league opponent and have won 12 of the last 13
- Eagles rallied from a double-digit deficit to earn a 76-75 victory over Radford
- Winthrop trailed by 10 points with 11:58 left in the game and pulled off the win thanks to a Kody Clouet three with two seconds to play
- Eagles rallied from 20 points down to defeat Gardner-Webb and were down nine to Charleston Southern before pulling off an 81-77 win
- Won back-to-back league games decided by two or fewer points for the first time since the 2021-22 season
- Defeated High Point 92-75 on Jan. 14 and have now defeated the two of the top teams in the league standings within a seven-day span
- After the win over Gardner-Webb, the Eagles have won 12 of 13 Big South home openers and 27-14 all-time
- Averaging 84.2 ppg while shooting 46 percent and 35 percent behind the arc
- Have a +7.6 advantage on the glass (40.4-32.8) and 25 more free throw attempts than opponents
- Have won six straight league games at home
- Eagles were 7-1 in league play at home in 2024-25 with the only loss to High Point (88-66)
- Averaged 88.9 ppg last season while shooting 51 percent from the field (allowed 82.6 ppg/+6.3 scoring margin)
- The win over Charleston Southern on Feb. 7, 2024 was the 200th home victory in conference regular season games
- Went 8-0 at home in 2021-22, which was the sixth time in program history the Eagles were undefeated at home in Big South play and the first since 2006-07
- Hold a record of 43-10 at home since the 2019-20 season
- All-time the Eagles hold a Big South regular season record of 211-94 (68%) at home
- In the last 13 seasons the Eagles are 90-24

EAGLES AT HOME

- Won an eighth straight home game with the win over UNC Asheville
- The eight straight wins are tied for the 9th longest home win streak
- The Eagles led Asheville at the half and have now won 23 straight at home when leading at the half
- Since 2020-21 the Eagles are 54-4 when holding a halftime lead at home
- The 7th straight win was a thriller as Kody Clouet drilled a go-ahead three in the final seconds to defeat Radford
- The win over Asheville was the 10th home win on the year, the 14th straight year with 10 or more
- The win over Gardner-Webb marked the 500th home win all-time (includes all home venues through the years)
- It was also the 450th win inside the Winthrop Coliseum
- Eagles have hit the century mark five times at home this season
- Eagles posted back-to-back 100 point games for the second time in program history with the other coming during the 2017-18 season
- It is the first time in program history the Eagles have scored 100 or more points in five of their first six home games
- The 111 points against Toccoa Falls were the 9th most ever in a home game for Winthrop
- Suffered only home loss, 88-84 to Coastal Carolina in the final seconds as Coastal hit four free throws in the final 3.3 seconds to snag the win
- Loss snapped a winning streak of 10 straight home wins vs. non-conference opponents
- Opened home slate with a 105-69 win over Mercer and followed with a 101-79 win over South Carolina State on Nov. 29
- Averaging 93.6 ppg while shooting 49 percent from the field and averaging 10.6 threes per game
- Allowing 69.9 ppg as opponents are shooting 41 percent from the floor
- Tied a program record for most home wins in a single-season (16) last year
- With the triple overtime win over Charleston Southern (1/15/25), the Eagles have now won the last eight overtime games at home and are 25-12 all-time
- Last year was the the 21st time in program history the team won at least 12 home games in a season
- Eagles finished 3-1 at the Rock Hill Sports & Event Center last season and 16-2 at home overall for the year
- The longest home win streak in program history is 24 from 2005-06/2007-08
- Hold an all-time record of 503-180 in home games and 453-166 at the Winthrop Coliseum
- Since 1998-99 the Eagles are 325-72 at home (.819 winning percentage)
- Since 2012-13 the Eagles are 165-37 at home (.817 winning percentage)
- As an NCAA D1 member the Eagles are 411-151 in home contests

EAGLES IN BIG SOUTH

- After dropping league opener at Longwood the Eagles have earned nine consecutive wins
- Four of the last five opponents have been in the Top 3 of the league standings heading into each matchup but the Eagles have continued to extend their winning streak
- Eagles sit atop the league standings at 9-1 and the 3rd time in program history
- Have had a player score 20 or more points in the first nine conference games as Wednesday's win at Radford was the first without
- Earned fourth straight road win after an 80-78 victory at Radford
- For the second time in a few weeks, the Eagles earned a win over Radford with the go-ahead bucket coming in the final seconds
- In the first meeting with Radford, the Eagles trailed by 10 points with 11:48 to play before rallying for a 76-75 victory thanks to a Kody Clouet three with two seconds to play
- It was Clouet's second game-winning shot with two or fewer seconds this season (first was tip-in at LIU at the buzzer)
- Since allowing 50 first half points to Gardner-Webb, the Eagles have held their opponents to 36 or fewer points and four times kept them under 30
- Over the seven-game span the Eagle are allowing average of 29.0 points in the first half
- Eagles held the Panthers to nearly 20 points below their season average and held them to under 30 points in the first half
- Led by as much as 25 points in the first half, on their way to the first double-digit win over the Panthers since 2021
- Followed that up by holding UNC Asheville to 25 first half points
- Held opponents to under 30 points in the first half in three straight games (First time since the 2020-21 season when the Eagles did it in four straight)
- Won 17 of the last 19 regular season league matchups
- Trailed by as much as nine points against Charleston Southern and rallied from 20 points down to defeat Gardner-Webb
- It was the largest deficit overcome by Winthrop since Feb. 24, 2009 when the Eagles trailed by 27 before a 57-52 win over Charleston Southern
- Opened league play with an 82-70 loss at Longwood, just the second loss in a league opener in the last 13 seasons
- Have 30 or more free throw attempts in seven of the 10 league games played
- Last season the Eagles finished 11-5 in the league and tied for second place with UNC Asheville last season
- Have been .500 or better the last 12 seasons in conference play (8-8 in 2023-24 was only year .500 - above .500 the other 11 seasons)
- Set a program record for points per game in league play (85.1) as the team scored 95 or more points six times (hitting the century mark 3 times)
- Reached 10 league wins for the 21st time in program history
- Have now earned at least 11 conference wins 15 times and the 8th when playing 16 or fewer conference games
- Eagles are 44-32 all-time in league overtime games and are a perfect 4-0 in triple overtime games
- Led the league last season in steals per game at 7.94 and offensive rebounds (12.38)
- It was the first time since 2020-21 the Eagles led the conference in steals and only third time in program history
- Eagles have seven remaining league games and have now gone 13 straight seasons with at least a .500 or better record in conference
- The Eagles are 68-24 in conference play over the last six seasons and 84-28 over the last seven
- Eagles played their 600th regular season conference game on Feb. 8 at USC Upstate
- Hold an all-time regular season league record mark of 370-246 (.598)
- The 370 victories are the most by any Big South member

TEAM NEWS

- This is the program's 1,469th game as Winthrop holds an all-time record of 837-631
- On a season-best nine-game winning streak, the second time under Prosser with a win streak of eight or better (best is 10 in 2021-22)
- After the win over Radford in the final seconds, the Eagles are now 5-3 in games decided by five or fewer points this season
- Eagles closed out the month of January with a perfect 8-0 record
- It is only the second time in program history an Eagle team went undefeated in January as the first time to do so was the 2006-07 squad that was 9-0
- The streak is the 9th-best all-time and the 6th best in Big South regular season contests
- Earned the 10th home win after defeating UNC Asheville 84-71
- Eagles connected on 13 threes in the win over Asheville and now have 15 games with 10 or more on the season
- The 15 games are the third most in a single-season in the history of the program
- Eagles have held a double-digit lead in six of the last seven contests
- Winthrop moved into the CollegeInsider.com Mid-Major Top 25 last week at 20th and have moved up two spots to 18th this week
- After surviving back-to-back one possession wins after Clouet's three with two seconds left gave the Eagles a 76-75 win over Radford, the Eagles went on the road to earn a double-digit win at PC (82-72)
- The win over Radford was the first win all season for the Eagles when being outrebounded and made fewer free throws than their opponent

EAGLE EYE VIEW OF THE TEAM

- Against the Highlanders, Kareem Rozier led the Eagles with 20 points as he was an efficient 7-of-8 from the floor and 6-of-7 from three
- Logan Duncomb posted a career-high 38 points in the win at PC as Winthrop now has a 20-plus point scorer in eight straight games
- Ended a five-game losing streak to High Point with a 17-point victory (92-75) and have now won four straight games overall
- At one stretch in the game the Eagles hit 11 consecutive field goals
- Eagles won their third straight game after a 71-50 road win over USC Upstate
- Winthrop began the game 0-for-6 from the field and didn't score for the first four minutes, but jumped out to a 20-5 lead in a five-minute span and cruised from there
- Earned an 81-77 comeback win over Charleston Southern for a 5th straight home win and to improve to 2-0 in league play at home
- Prior to that the Eagles mounted the largest comeback in 18 seasons, overcoming a 20 point deficit to defeat Gardner-Webb
- It was the largest comeback during the Mark Prosser Era
- Eagles are averaging 9.8 threes pergame, trying to become just the second team in program history to average 10 or more threes in a single-season
- Only one other team in program history averaged 10 or more threes in a single-season, which was the 2018-19 team which led the nation at 12.4 In the win over High Point the Eagles hit 10 threes, which is the 13th game on the season with 10 or more
- Recently reached 200 threes on the season, becoming the 23rd team in program history to reach that mark
- The 244 threes on the season are the 13th most in a single-season in program history and the 9.8 average is currently the second best
- Suffered first double-digit loss of the season in an 87-57 loss at #15 Texas Tech (only other double-figure loss was 82-70 at Longwood)
- The 57 points were a season-low and just the second time the Eagles have scored under 73 points
- Eagles wrapped-up non-conference action with a winning record for a third straight season
- Have now posted a .500 or better record in non-conference play in 13 of the last 14 seasons
- Posted the 5th 100-point game of the season with a 107-41 victory over Clinton College
- The 66-point margin of victory was the most under head coach Mark Prosser
- It was also the second-largest margin of victory in program history
- Winthrop led by as much as 70 in the game, the largest lead under Prosser (previous best was 54)
- On Dec. 18 the Eagles fell 90-88 as North Dakota hit a game-winning three with .5 seconds to play
- Eagles led by as much as 11 in the game, the first non-conference loss when holding a double-digit lead since Nov. 11, 2023 vs. Drexel at home
- Suffered first home loss of the season vs. Coastal Carolina on Dec. 6 (88-84) in the finals seconds
- Both contests during the week of Dec. 1-7, both games came down to the wire as the week started off with a 94-92 overtime win at LIU at the buzzer
- This was the first buzzer beater since Bryce Baker drilled a three as time expired to defeat William & Mary on Nov. 15, 2024
- Eagles had 13 threes in the loss at Nebraska, the second game with 13 or more vs. a Power 4 opponent this season
- The win was on the heels of a one point loss at #21 Arkansas (84-83), the first one-point game with a Top 25 or Power 4 opponent in program history
- It was the sixth game all-time against a Power 4 opponent that was a one possession (3pts or less) game, win or lose
- The 83 points were the most by a Winthrop team against a nationally-ranked opponent
- The Eagles knocked down a season-high 15 threes in the game, the most versus a Power 4 opponent since the team had 16 on Nov. 22, 2021 in a 92-86 loss at Washington State
- The 15 threes were tied for the most against a Top 25 opponent
- On Nov. 15, the Eagles earned a 105-69 victory over Mercer, the largest margin of victory over a non-conference opponent since defeating Holy Cross 89-51 on Nov. 17, 2023 (+38)
- The 105 points are the second-most against an NCAA D1 non-conference opponent (106 vs. Central Connecticut State on Jan. 18, 1993 is the most)
- Winthrop led by as much as 43 in the win over Mercer, the largest lead vs. a D1 opponent under Mark Prosser
- It was the largest lead held by an Eagle team vs. a D1 opponent since they led Liberty by 43 on Feb. 28, 2006
- That season the Eagles defeated Birmingham-Southern for the largest margin of victory over a D1 opponent (+41) and led by as much as 48 in the game
- After posting 101 points against S.C. State, the Eagles now have 13 games of 100 or more points under Prosser, whose Eagles set a program record with six games of 100 or more in 2024-25
- Eagles had just 14 (6&8) turnovers in back-to-back games (at George Mason/at Coastal Carolina), the lowest in back-to-back games since the 2023-24 team has 14 in back-to-back in a win over Elon (7) and loss at Georgia (7)
- In the loss to the George Mason, the Eagles finished with zero second chance points (first time since 11/20/21 at Vanderbilt)
- Eagles attempted 29 free throws in the game, but George Mason went to the line 43 times
- It's the most free throw attempts against the Eagles since Mar. 7, 2025 in the opening round of the Big South Tournament quarterfinal vs. Longwood (42)
- It's the most against a non-conference opponent since Florida State had 42 on Dec. 22, 2023 in a 67-61 victory over the Eagles
- Opened up the season with an 81-74 win over Queens at the Field of 68 Opening Day Marathon
- The Eagles picked up right where they've left off the last two seasons at the free throw line, earning 60 free throw attempts in the first two games
- Led the nation in free throw attempts per game (28.5) last year and were 4th in makes per game (19.1)
- Set a program record for free throws attempted (970) and free throws made (648) in a single-season
- This year the Eagles are averaging 18.88 free throws made per game and averaging 25.8 free throw attempts per game
- The 18.88 per game, currently tied for the 2nd best average in a single-season
- Hold an all-time mark of 134-99 in the month of November, 143-153 in the month of December, 263-189 in January, 238-153 in February and 56-36 in March
- Mark Prosser coached his 100th game as head coach of the Eagles on Nov. 15 and captured his 100th career win the same day
- The win also marked the 800th in program history
- The 100th win for Prosser came on a three-pointer at the buzzer-beater
- It was the first buzzer beater win for the Eagles since Keon Johnson's jumper as time expired in an 86-84 victory at Radford on Jan. 13, 2016
- Voted to finish fifth in the Big South Conference Preseason Poll, one vote behind Radford (4th) and Longwood (3rd)
- Winthrop has 10 or more threes in 61 games in the Prosser Era (Hold a 48-13 record in those 60 contests and 16-5 when hitting 13 or more)
- Over the last five seasons Winthrop is 112-17 when leading at the half (166-28 since the start of the 2015-16 season/180-37 since the 2014-15 season)
- In the last 14 seasons the Eagles are 205-31 (87%) when leading at the half, 49-104 when trailing and 11-4 when tied

CURRENT BIG SOUTH MEMBERS

(ranked by overall wins)	Since (2012-13)		2025-26	2025-26
School	Overall	Big South	Overall	Big South
Winthrop	281-155	162-70	17-8	9-1
Radford	249-199	136-96	13-12	6-4
High Point	245-189	139-93	21-4	9-1
UNC Asheville	242-194	142-87	11-13	5-5
Gardner-Webb	223-220	130-103	3-21	1-8
Longwood	190-257	92-142	13-12	5-5
USC Upstate**	159-247	42-83	10-14	2-7
Presbyterian College	144-289	65-165	11-13	4-5
Charleston Southern*	118-252	59-140	11-13	2-7

(Games Through Feb. 4, 2026)

* Charleston Southern had 51 wins (31 conference wins and 3 conference tournament wins vacated)

** USC Upstate overall record from 2012-13 - 2017-18 in Atlantic Sun Conference



COMPORIUM®
Making Life Easier®
Player of the Game

Queens - Daylen Berry
at George Mason - Josh Meo
at Coastal Carolina - Logan Duncomb
Mercer - Kareem Rozier
at Arkansas - Kareem Rozier
at Jackson St. - Seifeldin Hendawy
at Nebraska - Kareem Rozier
S.C. State - Kody Clouet
at LIU - Logan Duncomb
Coastal Carolina - Kareem Rozier
Toccoa Falls - Tai Hamilton
Bob Jones - Logan Duncomb
at North Dakota - Kody Clouet
Clinton - Logan Duncomb
at Texas Tech - Seifeldin Hendawy
at Longwood - Logan Duncomb
Gardner-Webb - Logan Duncomb
Charleston Sou. - Logan Duncomb
at USC Upstate - Kareem Rozier
High Point - Logan Duncomb
at UNC Asheville - Kody Clouet
Radford - Kody Clouet
at Presbyterian - Logan Duncomb
UNC Asheville - Logan Duncomb
at Radford - Josh Meo
Longwood -
at Gardner-Webb -
USC Upstate -
at High Point -
at Charleston Sou. -
Presbyterian -

NEXT EAGLES WIN WILL...

- Be the first 10-game winning streak since 2021-22
- Give the Eagles nine straight home wins
- Give Prosser his 138th career win and 133rd win as an NCAA D1 coach
- Give the program 838 victories all-time
- Be the 698th all-time at the NCAA D1 level

WINTHROP

All-Time Head Coaches (Wins)

Coach	Wins	Losses	Pct.
Gregg Marshall	194	83	.700
Pat Kelsey	186	95	.663
Nield Gordon	160	100	.615
Mark Prosser	95	60	.613
Randy Peele	77	82	.484
Steve Vacendak	74	98	.430
Dan Kenney	51	113	.331

EAGLE EYE VIEW OF THE TEAM

- In the last 236 victories, the Eagles have won by double-figures in 145 of them (62%)
- Over the last 14 seasons Winthrop is 192-76 when attempting 20 or more free throws, 64-17 when attempting 30 or more, 12-4 when attempting 40 or more and 1-1 when attempting 50-plus
- During that same time span, Winthrop is 83-76 when it has less than 20 free throw attempts
- Have won 25 of the last 31 games attempting 30 or more free throws after having lost 4-of-5 prior
- In the last 14 seasons Winthrop is 85-15 when making 10 or more threes and attempting 20 or more free throws in same game
- Since 2012-13 the Eagles have more wins than any other Big South Conference school (281), 32 more than the next team (Radford -249)

LOOKING BACK AT 2024-25

- Season ended with an 81-69 loss to High Point in the Big South Conference title game
- Won 10 of the last 12 games that included two five-game win streaks (both losses to High Point)
- Eagles replaced their entire starting lineup from 2024-25 and lost 89 percent of its total points
- Lost 81 percent of its total rebounds and 91 percent of its total three-point field goals
- Finished with a 16-2 home mark, tying the program record for the most in a single-season
- Earned 23 victories on the year, with the 20th coming in the final regular season road game in an 85-59 win at Longwood
- It is the 15th 20-win season in the history of the program and the 23 wins tied for th 5th most in a single-season
- Finish 11-5 in the Big South and tied for second place with UNC Asheville (received the 3rd seed)
- Reached 10 league wins for the 21st time in program history and 10 wins before conference play began for the first time since 2015-16
- Led the nation in free throw attempts per game (28.5) and were 4th in makes per game (19.1)
- The Eagles broke a program record scoring 84.5 ppg, which ranked 6th nationally in 2024-25
- It broke the record set by the 1992-93 team that averaged 83.6 ppg (30 games)
- Last year's team was 23-3 when scoring 70 or more points
- It was the just the 5th time in program history an Eagle team averaged 80 or more points per game in a season
- Finished as one of the top rebounding teams in 2024-25, ranked 25th nationally in rebounds per game (38.59)
- Had the most steals in a season (270) since the 2009-10 team had 283 and the 8th most by any Winthrop team
- Set a program record for most games with 100 or more points (6)
- Kelton Talford earned All-Big South First Team Honors while Kasen Harrison and K.J. Doucet were named Honorable Mention
- Paul Jones III was named to the All-Freshman Team

TEAM STREAKS

- Have hit at least one three-point basket in 439 consecutive games
- Have a nine-game winning streak
- Defeated UNC Asheville for an eighth straight home win
- Nine straight Big South regular season wins
- Have 14 straight seasons with 10 or more home wins
- Have been Top 3 scoring in the Big South for 10 straight seasons

HEAD COACH MARK PROSSER

- In his fifth season as head coach of the Eagles and 9th season overall as a head coach
- He became the 7th head coach in program history and joined all previous head coaches in winning their first game coaching the Eagles
- Coached in his 100th game at the helm of the Eagles on Nov. 15 and earned his 100th career win in the same game
- Coached his 200th game and earned his 50th victory at Winthrop on Jan. 10 and earned an 81-71 road win
- Mark Prosser is coaching in his 274th game (246th at NCAA D1 level)
- Prosser is now 4th on the all-time wins list at Winthrop with 95
- The win at Presbyterian College on Jan. 24 was the 50th Big South win, tying for the 3rd fastest coach in league history to reach that mark (74 games)
- In his tenure at Winthrop, the Eagles are 10-1 in overtime games
- Led the Eagles to 23 wins in 2021-22, most by any first-year head coach in program history
- Coached the Eagles to another 23-win season in 2024-25 as the team broke the school record for scoring average (84.7), free throws made (648 and free throws attempted (970)
- Prosser joined Steve Vacendak, Gregg Marshall and Randy Peele as the only coaches to start their Winthrop career 2-0
- Became 1-of-3 Winthrop coaches to win their first Big South Conference regular season game and to start 2-0 (Dan Kenney/Gregg Marshall) and just Prosser and Marshall began their Big South career 5-0
- First Winthrop coach to reach at least 11 league wins in first season at the helm (finished with 14)
- Guided the team to its first ever win over a PAC 12 opponent with an 82-74 win at Washington (11/27/21)
- Came to the Eagles after three years as head coach of Western Carolina
- In his second season with the Catamounts he and his staff put together the nation's second biggest turnaround in D1 men's basketball (12-win improvement)
- Spent six seasons at Winthrop as an Associate Head Coach (Assistant coach - 1st year)
- Holds a career record of 137-136 (132-113) at the NCAA D1 level)
- Graduated from Marist and then became a student assistant three seasons before joining the staff at Wofford as an assistant coach in 2002-03
- After one season he became an assistant coach at Bucknell (2003-08)
- While at Bucknell, the Bison upset Kansas in the 2005 NCAA Tournament
- Returned to Wofford as an assistant coach in 2008 where he remained until taking the head coaching job at Brevard College in 2011-12
- After one season he left Brevard to join the Winthrop coaching staff

NATIONAL STATISTICAL RANKING (as of 2/4/26)

Category	Rank (Top 75)
Offensive rebounds PG	13th (13.96)
Free throw attempts PG	20th (25.8)
Free throws made PG	22nd (18.9)
Rebounds PG	22nd (40.72)
Scoring offense	32nd (84.6)
Three-point FG attempts per game	40th (28.1)
Rebound margin	43rd (+6.2)
Three-point FG per game	48th (9.8)
Defensive Rebounds PG	52nd (26.76)
Scoring margin	55th (+10.4)
Bench points PG	74th (27.48)

INDIVIDUAL - TOP 50

Free Throw Attempts	2nd (205)
Logan Duncomb	
Assist/Turnover Ratio	6th (3.82)
Kareem Rozier	
Offensive Rebounds PG	24th (3.38)
Logan Duncomb	
Field Goal Percentage	27th (.605)
Logan Duncomb	
Double-doubles	29th (8)
Logan Duncomb	
Three-Point FGM	29th (71)
Kareem Rozier	
Three-Point FG PG	41st (2.96)
Kareem Rozier	

NON-CONFERENCE OPPONENTS (D1 only)			
TEAM	RECORD	NET	NATIONAL RANK
Queens	12-11	217	-
George Mason	20-3	75	-
Coastal Carolina	14-10	227	-
Mercer	15-8	135	-
Arkansas	16-6	26	#15
Jackson State	6-16	350	-
Nebraska	20-2	10	#5
South Carolina St.	6-16	359	-
LIU	14-8	185	-
North Dakota	13-12	263	-
Texas Tech	16-6	21	#11
	148-98		
Games through 2/4/26 Winthrop (119)			

All South Carolina D1 Schools (2025-26)

Team	W	L	Pct.
Clemson	19	4	.826
Furman	16	8	.667
Winthrop	17	8	.680
Wofford	16	8	.667
Charleston	15	8	.652
Coastal Carolina	14	11	.560
South Carolina	11	12	.478
Charleston Southern	11	13	.458
Presbyterian College	11	13	.458
USC Upstate	10	14	.417
The Citadel	8	15	.348
South Carolina St.	6	16	.238
Totals	153	128	.544
(Games through 2/4/26)			

STATS AVERAGE PER MONTH (2025-26)

Month	FG%	FT%	3PT%	Reb.	APG	TOPG	BPG	SPG	PPG (Games)
November	.448	.750	.364	36.9	15.0	9.8	2.9	7.1	84.9 (8)
December	.459	.734	.338	44.5	16.4	11.9	3.6	8.0	89.0 (8)
January	.430	.722	.345	41.5	13.5	10.4	2.9	5.8	80.4 (8)
February	.483	.667	.296	35.0	18.0	11.0	1.0	9.0	80.0 (1)
March	.000	.000	.000	0.0	0.0	0.0	0.0	0.0	0.0

2025-26 EAGLE TRENDS

THE EAGLES RECORD

Overall: 17-8
At home: 10-1
On the road: 6-7
At a neutral site: 1-0
In the Big South: 9-1
Big South Home: 5-0
Big South Away: 4-1
Overtime: 1-0
Night Tip: 8-5
Daytime Tip: 8-3
Morning Tip: 1-0
Win the Opening Tip: 11-3
Lose the Opening Tip: 6-5
Nationally ranked opponents: 0-2
Opponents receiving votes: 0-0
ACCNX: 0-0
BTN: 0-1
ESPN+: 14-4
ESPN2: 0-0
ESPNU: 0-0
NEC FRONT ROW: 1-0
SECN+: 0-1
SLN: 0-1
SWAC TV: 1-0
TNT/TRUTV/HBO: 0-1
YouTube: 1-0
Play a team with a record over .500: 8-6
A team with a record below .500: 6-1
A team with a record of .500: 3-1
Lead at halftime: 14-3
Trail at halftime: 2-5
Tied at halftime: 1-0
Lead 10+ at halftime: 7-0
Trail 10+ at halftime: 1-1
Score first: 12-4
1st possession is a turnover: 1-0
1st possession is a made FG: 8-2
1st possession is a missed FGA: 6-7
1st possession is a made FT: 0-1
1st possession is a missed FT: 0-0
Make First Field Goal Attempt: 9-2
Miss First Field Goal Attempt: 8-6

SCHEDULED TIME OF TIP/DAY OF WEEK

(record by time zone, not just EST)

Tip at 8 a.m.: 1-0
Tip at 12 p.m.: 2-0
Tip at 1 p.m.: 0-1
Tip at 2 p.m.: 4-1
Tip at 3 p.m.: 0-1
Tip at 4 p.m.: 2-0
Tip at 4:30 p.m.: 0-0
Tip at 6:30 p.m.: 5-0
Tip at 7 p.m.: 3-2
Tip at 7:30 p.m.: 1-1
Tip at 8 p.m.: 0-1
Monday: 1-0
Tuesday: 2-3
Wednesday: 4-1
Thursday: 0-1
Friday: 0-1
Saturday: 8-1
Sunday: 2-1

SCORING

Scores between 10-19: 0-0
20-29 points: 0-0
30-39 points: 0-0
40-49 points: 0-0
50-59 points: 0-1
60-69 points: 1-1
70-79 points: 2-2
80-89 points: 7-3
90-99 points: 2-1
100-plus points: 5-0
Shoot 10-19 percent from the field: 0-0
20-29%: 0-0
30-34%: 1-2
35-39%: 1-4
40-44%: 2-0
45-49%: 6-1
50-59%: 6-1
60-plus: 0-0
Higher FG% than opponent: 11-1
Lower FG % than opponent: 6-7

FG% is the same: 0-0
Hit 7 or more threes: 13-5
Hit less than 7 threes: 1-3
Attempt less than 20 threes: 1-1
Attempt 20 or more threes: 15-8
Attempt 30 or more threes: 5-3
Turn ball over less than 10 times: 4-4
10-15 times: 13-4
16-20 times: 0-0
21-plus: 0-0
Make more free throws: 16-4
Make fewer free throws: 1-4
Make same free throws: 0-0
Attempt more free throws: 15-5
Attempt fewer free throws: 2-3
Attempt same free throws: 0-0
Have more rebounds: 14-2
Have fewer rebounds: 2-6
Have same rebounds: 1-0
Have more turnovers: 5-5
Have fewer turnovers: 11-3
Have same turnovers: 1-0
Have more steals: 11-5
Have fewer steals: 5-3
Have same steals: 1-0

LATE IN THE GAME(regulation only)

Lead with five minutes left: 13-0
Trail with five minutes left: 4-8
Tied with five minutes left: 0-0
Lead with one minute left: 15-1
Trail with one minute left: 0-7
Tied with one minute left: 2-0
Bench scores more points: 13-3
Bench scores fewer points: 4-3
Bench scores same points: 0-0
1 Score Double-Figures: 0-1
2 Score Double-Figures: 1-1
3 Score Double-Figures: 9-3
4 Score Double-Figures: 4-1
5 Score Double-Figures: 1-1
6 Score Double-Figures: 1-0
7 Score Double-Figures: 1-0

GAMES DECIDED BY...

1 point: 1-1
2 points: 3-1
5 points or less: 5-3
6-9 points: 1-3
Double-figures: 11-2

First Basket (POINT) is a...

Jumper: 3-0
Lay-up/Tip-in: 8-5
Dunk: 0-0
Free Throw: 1-2
Three-Pointer: 5-2

POINTS OFF TURNOVERS

Score more off turnovers: 10-2
Outscored off turnovers: 3-6
Tied in points off turnovers: 4-0

POINTS IN PAINT

Score more points in paint: 12-1
Outscored in paint: 5-7
Tied in points in paint: 0-0

2ND CHANCE POINTS

Score more 2nd chance points: 15-4
Outscored in 2nd chance points: 2-4
Tied in 2nd chance points: 0-0

SCHOOLS FROM...

Arkansas: 0-1
Georgia: 2-0
Indiana: 0-0
Kentucky: 0-0
Mississippi: 1-0
Nebraska: 0-1
New York: 1-0
North Carolina: 5-0
North Dakota: 0-1
South Carolina: 6-2
Texas: 0-1
Virginia: 2-2

YEAR-BY-YEAR RECORDS

(Member of NCAA D1 Level Only)					
Year	Overall	Home	Away	Non-Conf.	BSC
25-26	17-8	10-1	6-7	8-7	9-1
24-25	23-11	16-2	5-8	10-7	11-5
23-24	17-15	11-5	6-9	9-7	8-8
22-23	15-17	10-4	4-11	5-9	10-8
21-22	23-9	13-0	7-7	9-7	14-2
20-21	23-2	11-1	10-0	5-1	17-1
19-20	24-10	12-4	10-6	7-7	15-3
18-19	18-12	11-3	7-8	8-5	10-6
17-18	19-12	11-3	7-8	6-5	12-6
16-17	26-7	14-3	12-3	8-4	15-3
15-16	23-9	14-1	7-7	10-4	13-5
14-15	19-13	11-3	6-10	7-7	12-6
13-14	20-13	12-3	5-10	10-7	10-6
12-13	14-17	11-4	2-12	8-7	6-10
11-12	12-20	7-5	4-11	4-10	8-10
10-11	13-17	9-4	4-10	4-8	9-9
09-10	19-14	12-2	6-11	7-8	12-6
08-09	11-19	7-6	4-12	2-10	9-9
07-08	22-12	12-3	6-7	12-8	10-4
06-07	29-5	15-0	12-3	15-5	14-0
05-06	23-8	15-1	7-6	10-5	13-3
04-05	27-6	16-0	9-4	12-5	15-1
03-04	16-12	10-4	5-7	6-5	10-6
02-03	20-10	11-3	9-4	8-6	11-3
01-02	19-12	9-4	7-5	6-7	10-4
00-01	18-13	11-1	5-7	5-9	11-3
99-00	21-9	13-1	6-7	8-5	11-3
98-99	21-8	12-1	7-6	10-6	9-1
97-98	7-20	4-9	4-10	3-11	4-8
96-97	12-15	9-4	3-10	7-6	5-9
95-96	7-19	4-8	3-10	1-11	6-8
94-95	7-20	5-7	2-12	3-8	4-12
93-94	4-23	3-9	1-13	1-8	3-15
92-93	14-16	7-5	4-10	9-5	5-11
91-92	6-22	4-11	2-10	3-11	2-12
90-91	8-20	6-7	2-12	3-10	5-9
89-90	19-10	14-4	5-7	13-4	6-6
88-89	16-13	14-5	2-8	10-5	5-7
87-88	17-13	12-3	5-10	9-6	5-7
86-87	8-20	5-5	3-14	7-12	1-7
85-86	20-9	14-2	5-6	14-6	5-3
Totals	697-540	428-155	225-335	300-283	370-246

THE EAGLES' RECORD IN WINTHROP COLISEUM

Season	Won	Lost	Pct.
1982-83	7	8	.467
1983-84	12	5	.706
1984-85	11	4	.733
1985-86	14	2	.875
1986-87	5	5	.500
1987-88	12	3	.800
1988-89	14	5	.737
1989-90	14	4	.778
1990-91	6	7	.462
1991-92	4	11	.267
1992-93	7	5	.583
1993-94	3	9	.250
1994-95	5	7	.417
1995-96	4	8	.333
1996-97	9	4	.692
1997-98	4	9	.308
1998-99	12	1	.923
1999-00	13	1	.929
2000-01	11	1	.917
2001-02	9	4	.692
2002-03	11	3	.786
2003-04	10	4	.714
2004-05	16	0	1.000
2005-06	15	1	.938
2006-07	15	0	1.000
2007-08	12	3	.800
2008-09	7	6	.538
2009-10	12	2	.857
2010-11	9	4	.692
2011-12	7	5	.583
2012-13	11	4	.733
2013-14	12	3	.800
2014-15	11	3	.786
2015-16	14	1	.933
2016-17	14	3	.824
2017-18	11	3	.786
2018-19	11	3	.786
2019-20	12	4	.750
2020-21	11	1	.916
2021-22	13	0	1.000
2022-23	10	4	.692
2023-24	11	5	.688
2024-25	13	1	.923
2025-26	10	1	.909
38 Years	454	167	.731

2025-26 EXTRAS

WINTHROP RECORD ACCORDING TO STARTING LINEUP

Wilson, Rozier, Berry, Clouet, Duncomb	7-5
Wilson, Rozier, Clouet, Kamarad, Duncomb	7-0
Wilson, Clouet, Berry, Kamarad, Duncomb	1-0
Rozier, Clouet, Berry, Hendawy, Duncomb	1-0
Rozier, Wilson, Clouet, Hendawy, Duncomb	1-0
Wilson, Rozier, Clouet, Berry, Nnamoko	0-1
Rozier, Clouet, Berry, Kamarad, Duncomb	0-2

WINTHROP RECORD WHEN LEADING SCORER IS...

Duncomb	9-4
Berry	3-1
Rozier	3-4
Clouet	2-1
Meo	0-1

WINTHROP RECORD WHEN LEADING REBOUNDER IS...

Duncomb	11-6
Clouet	2-0
Kamarad	2-0
Boyogueno	1-0
Hamilton	1-0
Meo	1-0
Berry	0-1
Nnamoko	0-1

WINTHROP RECORD WHEN LEADER IN ASSISTS IS...

Rozier	8-2
Wilson	5-3
Berry	4-2
Duncomb	2-0
Clouet	1-0
Kamarad	1-0
Hendawy	0-1

WINTHROP RECORD WHEN OPPONENT...

Shoots less than 30%:	1-0
30-34%:	3-0
35-39%:	2-0
40-44%:	7-2
45-49%:	2-3
50-59%:	2-3
60-plus:	0-0
Makes 25 or more FG:	6-7
Makes fewer than 25 FG:	11-1
Makes 7 or more 3PT FG:	10-7
Makes 6 or less 3PT FG:	7-1
Makes more than 15 FTs:	8-5
Makes 15 or fewer FTs:	9-3
Commits 13 or fewer TOs:	7-4
Commits 14 or more TOs:	9-3
Scores the first point(s) of 2nd half:	9-6

WINTHROP RECORD WHEN OPPONENT HAS...

A 20-point scorer:	7-6
A 30-point scorer:	0-0
A 40-point scorer:	0-0
More than one 20-point scorer:	4-3
No players in double-figures:	0-0
1 Player in double-figures:	2-0
2 Players in double-figures:	6-0
3 Players in double-figures:	3-2
4 Players in double-figures:	5-6
5 or more players in double-figures:	2-0
6 or more players in double-figures:	0-0

Margin of Victory/Defeat

Breakdown of Eagles' margin of victory...													
1	2	3	4	5	6	7	8	9	10	11-15	16-20	21-25	26+
1	3	-	1	-	-	1	-	-	1	2	3	1	4
Breakdown of Eagles' margin of defeat...													
1	2	3	4	5	6	7	8	9	10	11-15	16-20	21-25	26+
1	1	-	1	-	2	1	-	-	-	1	-	-	-

TOP WINNING STREAKS

VS. BIG SOUTH REGULAR SEASON

16	2005-06 to 2006-07
15	2019-20 to 2020-21
15	2004-05
14	2006-07
12	2019-20
9	2020-21 to 2021-22
9	2025-26 (Current)
8	2021-22
8	1998-99

ALL-TIME

21	2019-20 to 2020-21
19	2006-07
18	2004-05
16	2020-21
14	2019-20
12	1998-99
11	1980-81
10	2021-22
9	2025-26 (Current/4 times)

WINTHROP CURRENT STREAKS

OVERALL

All Games	W9
Big South Games Overall	W9
Ranked opponent	L5

HOME

All Games	W8
Non-Conference Home Games	W3
Big South Home Games	W6

ROAD

All Games	W4
Big South Road Games	W4
Non-Conference Road Games	L2

NEUTRAL

At Neutral Sites	W1
Ranked opponents	L3
Unranked opponents	W1

EAGLES CURRENT STREAKS VS. BIG SOUTH OPPONENTS

Charleston Southern	W12
Gardner-Webb	W2
High Point	W1
Longwood	L1
Presbyterian College	W3
Radford	W3
UNC Asheville	W4
USC Upstate	W5

RECORD AT WINTHROP COLISEUM

Winthrop Record At Winthrop Coliseum When It Scores...

	Since 2004-05	All-Time (D1 level)
100+:	30-1	38-1
90-99:	36-0	53-1
80-89:	59-9	96-9
70-79:	64-9	121-30
60-69:	44-14	77-49
50-59:	18-16	23-39
40-49:	1-6	1-10

When Winthrop Allows () Points At Winthrop Coliseum...

100+:	1-1
90-99:	13-16
80-89:	29-34
70-79:	72-46
60-69:	117-30
50-59:	100-10
40-49:	53-4
30-39:	5-0

THE LAST TIME...

SCORING

Scored 70-79 points

76 vs. Radford, 1-21-26 (W, 76-75)

Scored 80-89 points

80 at Radford, 2-4-26 (W, 80-78)

Scored 90-99 points

92 vs. High Point, 1-14-26 (W, 92-75)

Scored 100+ points

107, 12-21-25 (W, 107-41)

Both Team Score 100 Points Or More

UNC Asheville, 2-26-14 (W, 107-100 in OT)

Held opponent to 40-49 points

Clinton College, 12-21-25 (W, 107-41)

Held opponent to 30-39 points

Lenoir-Rhyne, 11-20-12 (W, 59-35)

Held opponent to 20-29 points

at College of Charleston (29), 2-26-83 (L, 29-23)

Allowed 70-79 points

70 at Radford, 2-4-26 (W, 80-78)

Allowed 80-89 points

82 at Longwood, 12-31-25 (L, 82-70)

Allowed 90-99 points

90 at North Dakota, 12-18-25 (L, 90-88)

Allowed 100 points or more

100 at High Point, 2-28-24 (L, 100-96 in OT)

Scored 50 in a half

vs. High Point, 1-14-26 (53-1st half)

Scored 60 in a half

vs. Toccoa Falls, 12-9-25 (63-2nd half)

Scored 70 in a half

vs. Pfeiffer, 11-13-18 (73-1st half)

Allowed 50 in a half

Gardner-Webb, 1-3-26 (50-1st half)

Allowed 60 in a half

vs. Mercer, 12-21-24 (61-2nd half)

Held Opponent under 20 points in a half

at USC Upstate, 1-10-26 (19-1st half)

Held Big South Opponent under 20 points in a half

at USC Upstate, 1-10-26 (19-1st half)

Scored under 20 points in a half

vs. Presbyterian College, 2-21-24 (19-2nd half)

Won by 20-29 points

at USC Upstate, 1-10-26 (W, 71-50/+21)

Won by 30-39 points

Mercer, 11-15-25 (W, 105-69/+36)

Won by 40-49 points

vs. Bob Jones, 12-13-25 (W, 101-55/+46)

Won by 50+ points

vs. Clinton College, 12-21-25 (W, 107-41/+66)

Lost by 20-29 points

vs. High Point, 2-15-25 (L, 88-66/-22)

Lost by 30-39 points

at #15 Texas Tech, 12-28-25 (L, 87-57)

Lost by 40-49 points

vs. Duke, 3-14-02 (L, 84-37/-47)

Lost by 50+ points

at Syracuse, 11-22-96 (L, 106-51/-55)

Had 3 players in double-figures

vs. UNC Asheville, 1-31-26 (Duncomb 26, Clouet 19, Rozier 17)

Had 4 players in double-figures

at Radford, 2-4-26 (Duncomb 18, Clouet 17, Rozier 13, Meo 11)

Had 5 or more players in double-figures

vs. Clinton College, 12-21-25 (Berry 22, Duncomb 14, Kamarad 14, Hendawy 12, Clouet 11)

Had 6 or more players in double-figures

vs. Mercer, 11-15-25 (Rozier 20, Meo 18, Clouet 14, Berry 11, Kamarad 11, Hendawy 10)

Had 7 or more players in double-figures

vs. Toccoa Falls, 12-9-25 (Berry 15, Rozier 12, Clouet 12, Nnamoko 11, Kamarad 10, Hendawy 10, Hamilton 10)

3-POINT SHOOTING

Hit 10 or more threes

vs. UNC Asheville, 1-31-26, (13)

Hit 15 or more threes

vs. Toccoa Falls, 12-9-25 (15)

Allowed 10 or more threes

vs. Gardner-Webb, 1-3-26 (12)

Allowed 15 or more threes

at Penn State, 11-7-22 (18)

Did not hit a three-pointer in a game

vs. Presbyterian College, 2-14-12 (0-8)

Held opponent without a three-pointer

at Liberty, 1-22-15 (0-10)

Shot 60 percent from three (10 made min.)

vs. Charleston Southern, 1-27-16 (17-28/.607%)

MISCELLANEOUS

Played a ranked team

at #15 Texas Tech, 12-28-25 (Lost, 87-57)

Won in overtime

at LIU, 12-2-25 (W, 94-92 in OT)

Lost in overtime

at High Point, 2-28-24 (L, 100-96 in OT)

Won At The Buzzer

at LIU, 12-2-25 (W, 94-92 / Kody Clouet tip-in)

Lost At The Buzzer

at Fresno State, 11-10-19 (L, 77-74)

Played In Double-Overtime

vs. Charleston Southern, 2-23-19 (W, 80-78)

Played In Triple-Overtime

vs. Charleston Southern 1-15-25 (W, 102-97)

Played Overtime In Non-Conference Game

vs. Mercer, 11-13-21 (W, 88-85 in OT)

Played Overtime In Non-Conference Home Game

vs. Furman, 11-30-16 (W, 58-57/OT)

Played Overtime In Non-Conference Road Game

at Illinois, 11-21-16 (W, 84-80/OT)

Played In Back-to-Back Overtime Games:

1-3-24 vs. Longwood / 1-6-24 at USC Upstate

Won a game when trailing at the half

vs. Radford, 1-21-26 (Trailed 33-32, Won 76-75)

Won a game when trailing at the half on the road

at Campbell, 1-14-23 (Trailed 38-33, Won 78-74)

Lost road game when leading at half

at North Dakota, 12-18-25 (Led 47-38, Lost 90-88)

Lost home game when leading at half

vs. High Point, 1-27-24 (Led 47-35, Lost 83-81)

FIELD GOAL SHOOTING

Shot 50-59 percent from field

vs. High Point, 1-14-26 (.536-Won 92-75)

Shot 60 percent or better from field

vs. USC Upstate, 1-2-25 (.607-Won 95-76)

An opponent shot 50-59 percent from field

vs. Radford, 1-21-26 (.533-Won, 76-75)

An opponent shot 60 percent or better from field

Campbell, 2-22-23 (.600-Won 95-93 in OT)

Shot 50-59 percent from the field in a half

at Radford, 2-4-26 (.536-2nd half)

Shot 60-69 percent from the field in a half

vs. High Point, 1-14-26 (.633-2nd half)

Shot 70 percent or better from the field in a half

vs. Brevard College, 11-8-23 (.704-2nd half)

Shot 50 percent or better in each half

vs. UNC Asheville, 3-1-25 (1st-.529/2nd-.571)

REBOUNDING

Pulled down 50 rebounds or more

vs. Charleston Southern, 1-7-26 (51)

Pulled down 60 rebounds or more

vs. Piedmont, 12-4-24 (63)

Allowed 50 or more rebounds

at George Mason, 11-7-25 (50)

Pulled down 60 rebounds or more

vs. Pfeiffer, 11-25-19 (61)

Had 40 or more defensive rebounds

vs. Clinton College, 12-21-25 (46)

Had 20 Offensive rebounds

vs. Bob Jones, 12-12-24 (20)

Allowed opponent 20 Offensive rebounds

vs. LIU, 11-25-24 (20)

Outrebounded Opponent by 20+

vs. Gardner-Webb, 1-3-26 (+24/49-25, W 88-77)

Outrebounded by 20+

at High Point, 1-25-25 (-20/47-27, L 84-62)

FREE THROW SHOOTING

Shot 100 percent from FT Line (10 made min.)

vs. Coastal Carolina, 2-18-16 (20-20)

Shot 50 percent or less from FT Line (15 FTA min.)

at Xavier, 12-16-23 (7-for-19/37%)

Attempted 30-39 free Throws

at Presbyterian College, 1-24-26 (35)

Attempted 40-49 free Throws

at North Dakota, 12-18-25 (45)

Attempted 50 or more free throws

at High Point, 2-28-24 (50)

ASSISTS

Dished out 20 or more assists

vs. High Point, 1-14-26 (20)

Dished out 25-29 or more assists

vs. Clinton College, 12-21-25 (26)

Dished out 30 or more assists

vs. Pfeiffer, 11-25-19 (31)

STEALS/BLOCKS

Had 15 Or More Steals

vs. Brevard, 11-8-23 (15)

No Steals in a game

vs. Villanova 3-19-21

Had 10 or More Blocks

vs. LIU, 11-26-24 (10)

No Blocks in a game

at Louisville, 11-22-24

TURNOVERS

Commit 5 or fewer turnovers in a game

at Presbyterian College, 1-24-26 (5)

Commit 20 or more turnovers in a game

vs. Georgia Southern, 11-16-24 (20)

Commit 30 or more turnovers in a game

No games since 1994-95 (no team game-by-game available prior)

WINTHROP PLAYER

Score 20-29 Points

1-31-26 vs. UNC Asheville (Logan Duncomb, 26)

Score 30-39 Points

1-24-26 at Presbyterian College (Logan Duncomb, 38)

Score 40 Or More Points

2-9-17 at UNC Asheville (Keon Johnson, 40)

Had two players score 20 or more points same game

12-18-25 at North Dakota (Logan Duncomb 21/Kody Clouet 21)

Had three players score 20 or more points same game

2-8-25 at USC Upstate (Kelton Talford 22, Nick Johnson 21, Kasen Harrison 20)

Hit 10 Field Goals Or More

Logan Duncomb at Presbyterian, 1-24-26 (13-of-22)

Made 10 or more free throws

Logan Duncomb vs. UNC Asheville, 1-31-26 (18-of-19)

Made 5 or more threes

Kareem Rozier vs. UNC Asheville, 1-31-26 (5-of-7)

Had 20 or more rebounds

Xavier Cooks at Longwood, 2-15-17 (20)

Had 20 points, 20 rebounds same game

Xavier Cooks at Longwood, 2-15-17 (21 points, 20 rebounds)

Dish Out 10 Or More Assists

Chandler Vaudrin/Russell Jones Jr. vs. (8) High Point, 3-1-21

Record 5 Or More Steals

Cory Hightower (5, at Middle Tennessee State, 11-16-21)

Have 5 Or More Blocks

Tai Hamilton vs. Toccoa Falls, 12-9-25 (5)

Registered A Double-Double (Guard)

Nick Johnson (10 points, 10 rebounds at Presbyterian College, 2-19-25)

Registered A Double-Double (Forward/Center)

Logan Duncomb (17 points, 12 rebounds at Radford, 2-4-26)

Two Players Record Double-Double

Kelton Talford (17 points, 12 rebounds), Nick Johnson (10 points, 10 rebounds) at Presbyterian, 2-19-25

Registered A Triple-Double

Chandler Vaudrin (10 points, 12 rebounds, 10 assists vs. (8) High Point, 3-1-21)

2025-26 MISC. STATS

Most 1st Half Points

Winthrop 50 vs. Mercer
Opponents 45 vs. Coastal Carolina

Largest Half Time Lead

Winthrop 22 vs. Bob Jones
Opponents 7 at Coastal Carolina

Largest Lead In Loss

Winthrop 11 at North Dakota

Most Points 3rd OT

Winthrop n/a
Opponents n/a

Most 2nd Half Points

Winthrop 63 vs. Toccoa Falls
Opponents 52 at North Dakota

Largest Margin of Victory

Winthrop 49 vs. Toccoa Falls
Opponents n/a

Largest Lead In Win

Winthrop 70 vs. Clinton College

Fewest 1st Half Points

Winthrop 21 at #15 Texas Tech
Opponents 16 vs. Clinton College

Largest Deficit In Win

Winthrop 20 vs. Gardner-Webb

Most Points 1st OT

Winthrop 10 at LIU
Opponents 8 at LIU

Fewest 2nd Half Point

Winthrop 36 at Coastal Carolina
Opponents 25 vs. Clinton College

Largest Deficit In Loss

Winthrop 38 at #15 Texas Tech

Most Points 2nd OT

Winthrop n/a
Opponents n/a

Career numbers (below) only reflect NCAA D1 level

First Player To Score

Duncomb	9
Rozier	5
Clouet	4
Wilson	3
Nnamoko	2
Berry	1

First Off The Bench

Meo	15
Hendawy	12
Nnamoko	8
Kamarad	4
Berry	1
Boyogueno	1
Duncomb	1
Wilson	1

Points Leader

Sea.	Car.
Duncomb	13
Rozier	7
Berry	4
Clouet	3
Meo	1
Thomas	0

Rebound Leader

Sea.	Car.
Duncomb	17
Clouet	2
Kamarad	2
Boyogueno	1
Nnamoko	1
Berry	1
Hamilton	1
Meo	1
Thomas	0

Assist Leader

Sea.	Car.
Rozier	10
Wilson	8
Berry	6
Duncomb	2
Clouet	1
Hendawy	1
Kamarad	1

Boyogueno 0 3

Steals Leader

Sea.	Car.
Wilson	10
Rozier	9
Kamarad	6
Berry	5
Duncomb	5
Clouet	3
Meo	3
Boyogueno	1
Nnamoko	1
Hendawy	1
Hamilton	0

Blocks Leader

Sea.	Car.
Duncomb	14
Hamilton	6
Boyogueno	6
Kamarad	6
Hendawy	5
Clouet	4
Nnamoko	3
Berry	2
Wilson	2
Thomas	1

Dunks

Sea.	Car.
Duncomb	14
Hendawy	6
Hamilton	5
Nnamoko	4
Kamarad	3
Boyogueno	2

Double-Figures

Sea.	Car.
Duncomb	21
Rozier	17
Clouet	15
Berry	11
Kamarad	7
Hendawy	6
Hamilton	3
Meo	3
Wilson	2

Boyogueno 1 10

Nnamoko 1 2

Thomas 0 3

20-29 Points

Sea.	Car.
Duncomb	8
Berry	4
Rozier	4
Clouet	3

30+ Points

Sea.	Car.
Duncomb	2
Clouet	0

40+ Points

none

10+ Assists

n/a

10+ Rebounds

Sea.	Car.
Duncomb	11
Nnamoko	1
Berry	0
Boyogueno	0
Hamilton	0

20+ Rebounds

none

5+ Steals

Sea.	Car.
Rozier	0

Double-Doubles

Sea.	Car.
Duncomb	10
Hamilton	1
Berry	0
Boyogueno	0
Thomas	0

20/20 Pts/Reb

none

Triple-Doubles

none

EAGLE EYE VIEW OF THE TEAM

LAST 10 WINS

80-78, at Radford, 2-4-26
 84-71, vs. UNC Asheville, 1-31-26
 82-72, at Presbyterian, 1-24-26
 76-75, vs. Radford, 1-21-26
 69-67, at UNC Asheville, 1-17-26
 92-75, vs. High Point, 1-14-26
 71-50, at USC Upstate, 1-10-26
 81-77, vs. Charleston Southern, 1-7-26
 88-77, vs. Gardner-Webb, 1-3-26
 107-41, vs. Clinton College, 12-21-25

LAST 10 LOSSES

82-70, at Longwood, 12-31-25
 87-57, at #15 Texas Tech, 12-28-25
 90-88, at North Dakota, 12-18-25
 88-84, vs. Coastal Carolina, 12-6-25
 80-73, at Nebraska, 11-25-25
 84-83, at #21 Arkansas, 11-18-25
 72-66, at Coastal Carolina, 11-11-25
 96-90, at George Mason, 1-7-25
 81-68, vs. (1) High Point, 3-9-25
 88-66, vs. High Point, 2-15-25

Winthrop All-Time Record By Months

November	134-99 (.576)
December	143-153 (.483)
January	264-189 (.583)
February	237-152 (.607)
March	57-36 (.613)

Record By Days Of The Week Since 2012-13

Year	Monday	Tuesday	Wednesday	Thursday	Friday	Saturday	Sunday	Overall
12-13	0-0	3-3	4-5	0-1	0-0	6-8	1-0	14-17
13-14	0-0	2-1	7-5	1-0	1-0	8-5	1-2	20-13
14-15	3-1	1-0	5-3	2-2	1-1	6-5	1-1	19-13
15-16	2-0	3-2	3-2	3-2	2-1	9-1	1-1	23-9
16-17	1-0	3-0	5-0	6-2	1-1	9-3	1-1	26-7
17-18	1-0	1-4	3-1	3-2	1-3	7-2	3-0	19-12
18-19	1-0	1-3	2-2	5-3	0-0	8-4	1-0	18-12
19-20	3-1	1-0	1-1	9-3	1-1	8-3	1-1	24-10
20-21	2-0	3-0	2-0	7-0	3-1	3-0	3-0	23-1
21-22	1-2	2-2	4-1	4-0	2-0	10-3	0-1	23-9
22-23	0-1	2-2	7-4	0-1	0-1	6-8	0-0	15-17
23-24	0-1	2-1	5-2	1-1	2-3	5-7	2-0	17-15
24-25	2-1	1-1	6-1	3-0	2-1	8-5	1-2	23-11
25-26	1-0	2-3	4-1	0-1	1-0	8-1	2-1	17-8
Totals	17-7	27-22	59-28	43-18	17-13	101-55	20-10	281-154

Double Digit Deficits In A Win (Since 2012-13) (most recent in Bold/Italic)

20	1-3-26 vs. Gardner-Webb	W	88-77
19	2-1-23 vs. Longwood	W	76-74
15	1-13-24 vs. Radford	W	92-88 (3OT)
15	12-31-22 vs. UNC Asheville	W	62-60
15	11-13-21 vs. Mercer	W	88-85 OT
15	3-8-20 vs. (5) Hampton	W	76-68
15	1-25-14 vs. VMI	W	58-57
15	1-5-19 at UNCA	W	80-65
14	2-13-19 vs. PC	W	93-85
14	12-20-16 vs. Georgia Southern	W	86-84
13	11-15-24 vs. William & Mary	W	86-85
13	1-24-15 vs. Campbell	W	71-63
12	12-5-23 vs. Queens	W	88-82
12	1-16-20 at Hampton	W	116-95
12	11-28-18 at Tennessee Tech	W	82-70
12	12-29-18 vs. Prairie View	W	76-62
12	11-21-16 at Illinois	W	84-80 OT
12	3-5-14 vs. Liberty	W	77-65
12	11-9-13 vs. Roanoke College	W	93-74
11	1-3-24 vs. Longwood	W	68-60 OT
11	1-14-23 at Campbell	W	78-74
11	2-5-22 at Hampton	W	69-57
11	1-26-22 at USC Upstate	W	95-91 OT
11	1-20-22 at Presbyterian	W	60-58
11	12-21-19 vs. Elon	W	85-80
11	1-24-18 at Longwood	W	95-78
11	1-19-17 vs. UNCA	W	76-73
11	2-26-14 vs. UNCA	W	107-100 OT
10	1-22-22 vs Gardner-Webb	W	64-62
10	2-18-21 at High Point	W	76-70
10	12-16-17 at Alabama State	W	88-80
10	1-12-18 at Charleston Southern	W	64-53
10	12-17-16 at Hampton	W	86-79
10	12-29-16 at Charleston Southern	W	84-68
10	1-24-16 at Longwood	W	82-68

Double Digit Leads In A Loss (Since 2012-13)

23	1-6-16 at UNCA	L	85-84
18	1-20-24 at Gardner-Webb	L	79-74
17	1-27-24 vs. High Point	L	83-81
18	1-26-19 at PC	L	99-91
17	1-10-15 at Gardner-Webb	L	65-64
16	2-11-15 at High Point	L	73-72
15	3-9-25 vs. (1) High Point	L	81-69
15	12-7-19 vs. Coastal Carolina	L	92-88
14	11-14-17 at Colorado State	L	80-76
14	1-28-17 vs. High Point	L	83-80 OT
12	11-11-23 vs. Drexel	L	74-72
12	1-7-23 at Longwood	L	85-71
12	12-15-21 at Elon	L	63-61
12	1-17-15 vs. Radford	L	85-77
12	2-1-14 at High Point	L	65-64
12	2-19-13 at Gardner-Webb	L	65-52
11	12-18-25 at North Dakota	L	90-88
11	2-6-13 at UNC Asheville	L	69-56
10	1-18-24 vs. UNC Asheville	L	82-77
10	2-21-19 at Radford	L	87-81
10	1-26-14 at Radford	L	58-57

MISC. STATS

Three-Point Shooting

Season	Games	FGM	FGA	3pt %	Per Game
2012-13	31	180	571	.315	5.81
2013-14	33	272	686	.397	8.24
2014-15	32	251	700	.359	7.84
2015-16	32	285	786	.371	8.91
2016-17	33	313	839	.373	9.48
2017-18	31	296	792	.374	9.55
2018-19	30	372	997	.373	12.40
2019-20	34	322	931	.346	9.47
2020-21	25	210	597	.352	8.40
2021-22	32	276	734	.371	8.63
2022-23	31	278	738	.377	8.97
2023-24	32	238	697	.341	7.44
2024-25	34	275	804	.342	8.08
2025-26	25	244	702	.347	9.83
Totals	434	3,803	10,554	.361	8.76

Per Game Big South Ranking

6th
4th
5th
2nd
1st
1st
1st
1st
2nd
1st
1st
5th
2nd
2nd
-

Per Game National Ranking

209th
24th
42nd
32nd
24th
32nd
1st
21st
67th
22nd
34th
164th
137th
47th
-

Total 3's Made Program Ranking

18th
5th
6th
3rd
1st
2nd
1st
2nd
15th
T5th
6th
10th
9th
15th
-

MOST 3PT FIELD GOALS IN A GAME

24	12/16/18	Hiwassee	Won
19	11/18/17	Central Penn	Won
17	2/9/19	Hampton	Won
17	1/4/17	at High Point	Won
17	1/27/16	Charleston Southern	Won
17	11/10/06	North Greenville	Won
17	2/26/00	UNC Asheville	Won
16	11/22/21	at Washington State	Lost
16	12/20/20	at USC Upstate	Won
16	3/5/20	vs. USC Upstate	Won
16	2/29/20	High Point	Won
16	12/2/20	Longwood	Won
16	11/24/18	Warren Wilson	Won
16	2/25/17	at PC	Won
16	2/11/16	Longwood	Won
15	12/9/25	Toccoa Falls	Won
15	11/18/25	at #21 Arkansas	Lost
15	12/17/19	SIU-Edwardsville	Won
15	1/24/19	Gardner-Webb	Won
15	12/22/18	at Southern Illinois	Won
15	11/28/18	at Tennessee Tech	Won
15	11/13/18	Pfeiffer	Won
15	11/21/17	Mars Hill	Won
15	11/14/17	at Colorado State	Lost
15	1/11/14	Charleston Southern	Won
15	2/16/07	at Missouri State	Won
15	12/4/06	at Wisconsin	Lost
15	1/15/96	Coastal Carolina	Won

Most Games With 10+ Three-Point FG Single-Season

2018-19	22
2016-17	17
2025-26	15
2022-23	14
2021-22	14
2017-18	14
2015-16	14
2019-20	12
2024-25	11
2013-14	10
2020-21	9
2006-07	8
2005-06	8
2004-05	8
2023-24	7
2014-15	7

LOOKING BACK -

This Day In Eagle Basketball



The Eagles are 9-3 all-time on Feb. 7, 6-2 in the Big South and 5-1 at home. In 2019 the Eagles rallied for a 76-72 road win at Charleston Southern to begin a three-game win streak. Charles Falden and Josh Ferguson scored a team-high 17 points. Falden just missed a double-double with nine rebounds.

2025-26 STARTERS BY GAME

DATE	OPPONENT	G	G	G/F	F	F/C
11/3	vs. Queens	Rozier	Wilson	Berry	Clouet	Duncomb
11/7	at George Mason	Rozier	Wilson	Berry	Clouet	Duncomb
11/11	at Coastal Carolina	Rozier	Wilson	Berry	Clouet	Duncomb
11/15	Mercer	Rozier	Wilson	Berry	Clouet	Duncomb
11/18	at #21 Arkansas	Rozier	Wilson	Berry	Clouet	Duncomb
11/23	at Jackson St.	Rozier	Wilson	Berry	Clouet	Duncomb
11/25	at Nebraska	Rozier	Wilson	Berry	Clouet	Duncomb
11/29	South Carolina St.	Rozier	Wilson	Clouet	Kamarad	Duncomb
12/2	at LIU	Rozier	Wilson	Berry	Clouet	Duncomb
12/6	Coastal Carolina	Rozier	Wilson	Berry	Clouet	Duncomb
12/9	Toccoa Falls	Rozier	Wilson	Berry	Clouet	Nnamoko
12/13	Bob Jones	Rozier	Wilson	Berry	Clouet	Duncomb
12/18	at North Dakota	Rozier	Wilson	Berry	Clouet	Nnamoko
12/21	Clinton College	Wilson	Berry	Clouet	Kamarad	Duncomb
12/28	at #15 Texas Tech	Rozier	Berry	Clouet	Kamarad	Duncomb
12/31	at Longwood	Rozier	Berry	Clouet	Kamarad	Duncomb
1/3	Gardner-Webb	Rozier	Berry	Clouet	Hendawy	Duncomb
1/7	Charleston Southern	Rozier	Wilson	Clouet	Hendawy	Duncomb
1/10	at USC Upstate	Rozier	Wilson	Clouet	Kamarad	Duncomb
1/14	High Point	Rozier	Wilson	Berry	Clouet	Duncomb
1/17	at UNC Asheville	Rozier	Wilson	Clouet	Kamarad	Duncomb
1/21	Radford	Rozier	Wilson	Clouet	Kamarad	Duncomb
1/24	at Presbyterian	Rozier	Wilson	Clouet	Kamarad	Duncomb
1/31	UNC Asheville	Rozier	Wilson	Clouet	Kamarad	Duncomb
2/4	at Radford	Rozier	Wilson	Clouet	Kamarad	Duncomb

2025-26 SPECIALTY STATS

DATE/OPPONENT		IN PAINT	OFF-TO	2ND CHANCE	FAST BREAK	BENCH	TIES/LEAD	LARGEST	BIGGEST
		(WU/OPP)	(WU/OPP)	(WU/OPP)	(WU/OPP)			LEAD	DEFICIT
11/3	vs. Queens	30/38	15/10	20/15	10/4	24/23	8/8	11	5
11/7	at George Mason	24/28	16/8	0/10	16/10	30/20	12/8	6	10
11/11	at Coastal Carolina	24/22	20/14	4/12	7/5	7/12	2/2	2	14
11/15	Mercer	42/30	27/11	12/10	23/14	55/24	0/1	43	4
11/18	at #21 Arkansas	34/40	9/10	16/12	9/16	20/45	11/9	5	8
11/23	at Jackson St.	38/20	21/11	14/7	17/8	41/25	5/4	21	7
11/25	at Nebraska	22/32	7/10	12/10	0/2	32/21	6/11	4	13
11/29	South Carolina St.	52/30	20/13	26/13	18/15	25/43	1/4	33	3
12/2	at LIU	52/42	19/12	22/15	5/13	21/13	12/8	13	3
12/6	Coastal Carolina	22/26	6/11	22/11	5/5	15/18	16/15	8	5
12/9	Toccoa Falls	52/18	24/8	28/9	12/8	56/24	0/4	51	1
12/13	Bob Jones	48/24	35/16	25/13	15/8	62/21	0/0	53	none
12/18	at North Dakota	22/26	8/16	15/21	5/6	43/23	13/7	11	5
12/21	Clinton College	48/16	18/20	13/2	10/10	39/18	0/0	70	none
12/28	at #15 Texas Tech	20/24	13/19	7/10	11/11	22/6	0/0	none	38
12/31	at Longwood	30/44	10/16	13/16	2/6	17/34	2/4	1	13
1/3	Gardner-Webb	44/26	8/8	9/5	15/14	26/11	1/1	11	20
1/7	Charleston Southern	46/40	9/9	16/21	8/10	22/20	12/14	5	9
1/10	at USC Upstate	24/34	15/15	14/12	12/8	12/39	0/1	27	3
1/14	High Point	38/32	12/10	17/6	2/4	33/25	1/1	25	2
1/17	at UNC Asheville	18/32	6/13	10/7	16/9	21/5	3/2	12	1
1/21	Radford	28/30	21/9	9/6	4/5	11/21	10/14	4	10
1/24	at Presbyterian	40/30	11/6	18/10	7/8	15/11	7/8	13	1
1/31	UNC Asheville	20/30	7/8	14/6	5/4	15/34	1/0	18	none
2/4	at Radford	30/24	13/16	11/6	9/13	20/32	6/8	10	4
Totals		856/746	370/296	362/270	247/218	687/553	135/151	Largest - 70	Biggest - 38
Averages		34.2/29.8	14.8/11.8	14.5/10.8	9.9/8.7	27.5/22.1			

MARK PROSSER

Mark Prosser is in his fifth season at the helm of the men's basketball program.

Prosser became the 7th head coach in Winthrop men's basketball history when he was introduced Apr. 2., 2021.

On Nov. 15, Prosser earned his 100th career win as the Eagles defeated William & Mary 86-85 on a buzzer beaters.

Last season he guided the Eagles to their second 23-win season during his tenure. The team also advanced to the Big South Championship game before falling to top-seeded High Point. It was the 2nd championship appearance under Prosser.

The 2024-25 team broke the program record for points per game (84.7), total points (2,879), free throws made (648) and free throws attempted (970). Winthrop also led all of NCAA D1 in free throws made and attempted per game.

In 2023-24 the Eagles battled their way through injuries that led to 11 different starting lineups, finishing the season 17-15.

The team was one of the most aggressive teams in the nation and it showed with the second-most free throw attempts in program history (856). The Eagles also converted the second-most free throws made in a single-season at 601.

Winthrop finished first in the nation in free throw attempts per game at 26.8.

For the second time in three seasons the Eagles had nine non-conference victories, which included an 85-68 victory at Little Rock and 90-87 win at Coastal Carolina.

The Eagles battled through a injury-riddled 2022-23 and finished the season 15-17 overall and 10-8 in the Big South.

In his first season with the Eagles he guided them to the Big South Conference Championship game and a 23-win season.

The 23 wins were the most by any coach in program history in their first season. It was the third time a first-year head coach won 20 or more games. He joined Gregg Marshall as the only coaches in program history to begin conference play 5-0 in their first season.

On Nov. 27, 2021 he led the Eagles to the program's first ever win over a PAC-12 opponent with an 82-74 victory at Washington.

The Eagles posted a 13-0 home record, just the third time in program history a team finished with a perfect record at home.

Prosser has spent the previous three seasons as the head coach of the Western Carolina men's basketball program and is no stranger to Winthrop. In April of 2012, Prosser was hired as an assistant coach under Pat Kelsey and then served as Associate Head Coach from August of 2013 until his departure to Western Carolina in the spring of 2018. Before departing for Western Carolina, Prosser played a role in helping bring the Winthrop men's basketball program back to the top of the Big South Conference, which was achieved when the Eagles captured the 2017 Big South Conference Championship and returned to the NCAA Tournament.

"My family and I could not be more excited to come home to Winthrop University and the Rock Hill community," said Prosser. "We'd like to thank Dr. Halpin, Dr. Hynd, the Board of Trustees and the entire Winthrop community for entrusting us with one of the most prestigious college basketball programs in the country."

In just his second season at the helm of the Catamounts program, Prosser led the team to a 12-win improvement to finish the season at 19-12. It was the second-most improved mark across NCAA Division I men's basketball. That season the team reached the Southern Conference semifinals before falling to eventual champion ETSU. That season Prosser's achievement was recognized by College Insider as he was

honored as the Skip Prosser 'Man of the Year' award, which is named after his father.

Winthrop has been one of the top three-point shooting teams in the Big South Conference and nationally over the last 5-6 years and Prosser's teams in three seasons averaged 9.15 threes per game, which included a program record for a single-season with 302 in 2019-20. In 2018-19 the team set the program record for threes in a single-season, which now sits as the second-most.

Prosser began his coaching career as an assistant coach with Wofford College in Mike Young's first season (2002-03). During that season the Terriers posted a 14-15 mark, which included a 79-77 victory at Virginia Tech. In the Southern Conference, Wofford posted an 8-8 record and advanced to the quarterfinals of the conference tournament. Following his year at Wofford, Prosser headed to Bucknell as an assistant from 2003-08 under Pat Flannery.

It was at Bucknell that Prosser experienced the most post-season success as the Bison scored two NCAA Tournament upset victories during his tenure. In 2005, the 14th-seeded Bison upset No. 3 Kansas in the first round, earning the award for "Best Upset" at the 2005 ESPY Awards, and finished the year ranked 25th overall nationally with a 23-10 record. The following season, No. 9 seed Bucknell defeated No. 8 Arkansas in March Madness.

In 2005-06, the Bison went undefeated in Patriot League play, the first team to do so in conference history. The team was ranked in the top 25 for the first time in school history and featured Patriot League Player of the Year Charles Lee. For the NCAA Tournament, the Bison were seeded 9th and defeated Arkansas in the first round. In the second round they were defeated by Memphis to end the season at 27-5, the best record in school history. While at Bucknell, Prosser signed 2008 Patriot League All-Freshman team selection Todd O'Brien and was involved in the player development of Charles Lee, who went on to sign a professional contract with the NBA's San Antonio Spurs. Lee was a three-time All-Patriot League selection and the 2006 Patriot League Player of the Year.

In the summer of 2008, Prosser returned to the sidelines at Southern Conference-member Wofford. During his first season back in Spartanburg in 2008, the Terriers set a school record with 12 SoCon wins. In addition, the team posted its first winning overall record since moving to the NCAA Division I level. The following year, Prosser helped Wofford reach a school-record 26 wins along with the Southern Conference Championship and a trip to the NCAA Tournament.

All told, with Prosser on the bench in Spartanburg, the Terriers posted a 63-36 (.636) overall record, highlighted by back-to-back SoCon regular season and tournament championships, and consecutive appearances in the NCAA Tournament. He helped Wofford to a then school-record 26 victories in 2009-10 with a second 20-win season in 2010-11 with a squad that led the SoCon in assists and was also first in assist/turnover margin. Wofford also was eighth in the nation in 3-point percentage and 12th in overall field goal percentage.

Prosser was instrumental in the development of three-time first-team All-SoCon selection Noah Dahlihan, a post player who scored more than 2,000 career points and was twice dubbed SoCon Tournament MVP.

A native of Wheeling, W.Va., Prosser played collegiately at Marist College in Poughkeepsie, N.Y., before a knee injury ended his career prematurely. He began his coaching career as a student assistant coach at Marist until his graduation in 2002, helping the Red Foxes to a share of the Metro-Atlantic Athletic Conference (MAAC) regular season title in 2001-02.

Prosser and his wife Emily are the parents of two -- a daughter, Ava Grayce and a son, Declan.



Career Record

Winthrop: 95-60

Career: 137-136

Big South: 52-24

Coaching Experience

1999-2002

Marist

Student Assistant

2002-03

Wofford College

Assistant Coach

2003-08

Bucknell

Assistant Coach

2008-11

Wofford College

Assistant Coach

2011-12

Brevard College

Head Coach

2012-2013

Winthrop

Assistant Coach

2013-18

Winthrop

Associate Head Coach

2018-21

Western Carolina

Head Coach

2021-present

Winthrop

Head Coach

Playing Experience

1998-99

Marist

MARK PROSSER ERA



Prosser Facts

- Hired as the 7th head coach in Winthrop men's basketball history on Apr. 2, 2021
- Earned his first win at Winthrop on Nov. 9, 2021 with a 110-78 victory over Mary Baldwin as all seven head coaches in program history won in their debut
- Became the 3rd Winthrop coach in program history to win 20 games in first season
- The 2021-22 and 2024-25 each earned 23 wins, tying for the 5th most in a single-season in program history
- First Winthrop coach to 14 league wins in first season and one of only two to do so in league history (Terry Truax of Towson - 14 in 1992-93)
- Prosser and Gregg Marshall are also the only coaches to start Big South career 5-0
- Became the 5th fastest to 75 wins in Big South history
- Tied for 4th most wins in first two years as a head coach in the Big South (38 wins)
- Joined Dan Kenney and Marshall as the only Winthrop coach to get a win in their first Big South Conference regular season contest
- Led Eagles to first ever win over PAC 12 opponent with an 82-74 win at Washington on Nov. 27, 2021
- The win at Washington was the first over a Power 4/5 team in his career
- Has been on staff for 10 conference championship title games and five NCAA Tournament appearances
- Between being the head coach and an assistant coach he's represented Winthrop in 345 games on the bench
- Moved into 4th on the all-time wins list at Winthrop, passing Randy Peele (77) during the 2025 Big South Tournament
- 2024-25 team set program record for free throws attempted, free throws made and scoring average for a single-season
- Looking to become the 19th coach in Big South history to reach 100 wins (currently at 94)

WINTHROP 1ST YEAR HEAD COACHING RECORDS

Mark Prosser	23-9
Nield Gordon	22-9
Gregg Marshall	21-8 (29 game season)
Randy Peele	20-11
Pat Kelsey	14-17
Dan Kenney	14-16
Steve Vacendak	8-20 (28 game season)

PROSSER TRENDS

	<u>WIN</u>	<u>Career</u>
Lead at the half:	75-16	106-29
Trail at the half:	17-42	26-103
Tied at the half:	3-2	5-4
Double-Figure leads at the half:	35-3	47-4
Double-Figure deficit at the half:	4-16	7-48
Score 100+:	16-0	21-0
Score 90+:	29-2	44-3
Score 80+:	63-13	87-23
Score 70+:	80-24	121-51
Score 60+:	88-49	130-112
Score less than 60:	1-12	1-34
Allow 100+:	0-1	0-4
Allow 90+:	8-7	12-23
Allow 80+:	19-30	32-71
Allow 70+:	48-52	75-113
Allow 60+:	71-57	106-131
Allow less than 60 points:	22-1	29-3
Shoot 50% or better:	54-6	77-16
Shoot 40% or better:	86-30	120-78
Shoot 70% or better at FT Line:	53-30	77-65
Shoot 80% or better at FT Line:	26-11	38-21
Higher field goal percentage:	81-12	115-26
Lower field goal percentage:	13-47	21-108
Same field goal percentage:	0-1	0-2
Outrebound opponent:	62-10	94-39
Outrebound opponent 10+:	28-3	41-8
Outrebounded by opponent:	30-49	36-90
Rebounds are even:	2-1	5-7
More free throw attempts:	79-32	102-67
Fewer free throw attempts:	12-25	29-72
Free throw attempts are even:	3-2	5-6
Make 7+ 3's:	73-32	108-81
Make 10+ 3's:	47-14	73-31
Day games:	36-23	62-55
Night games:	58-36	73-80
Morning games:	1-0	2-0
Games on Monday:	5-4	7-9
Games on Tuesday:	9-9	11-14
Games on Wednesday:	25-9	32-34
Games on Thursday:	8-3	11-9
Games on Friday:	6-6	7-13
Games on Saturday:	37-23	61-52
Games on Sunday:	5-3	7-4

Games Decided By:

1 point:	6-4
2 points:	14-9
5 points or less:	36-31
6-9 points:	30-31
Double-figures:	68-71

PROSSER ALL-TIME RECORD vs. OPPONENTS

Team	Games	Overall	Home	Road	Neutral	BSC Tourney	PF	PA
Anderson (S.C.)	2	1-1	0-1	1-0	0-0	0-0	145	140
Arkansas	1	0-1	0-0	0-1	0-0	0-0	83	84
Auburn	1	0-1	0-0	0-1	0-0	0-0	65	89
Averett	1	1-0	1-0	0-0	0-0	0-0	99	56
Barton	1	0-1	0-0	0-0	0-1	0-0	55	89
Belmont Abbey	1	0-1	0-1	0-0	0-0	0-0	80	90
Brevard	1	1-0	1-0	0-0	0-0	0-0	98	44
Bryan	1	1-0	1-0	0-0	0-0	0-0	70	64
Bob Jones	3	3-0	3-0	0-0	0-0	0-0	294	159
Bowling Green	1	0-1	0-0	0-1	0-0	0-0	52	73
Campbell	3	3-0	2-0	1-0	0-0	0-0	247	239
Carson-Newman	2	0-2	0-1	0-1	0-0	0-0	108	153
Carver College	1	1-0	0-0	0-0	1-0	0-0	83	52
Catawba College	2	0-2	0-1	0-1	0-0	0-0	106	135
Charleston Sou.	9	9-0	5-0	4-0	0-0	0-0	724	626
Chattanooga	6	3-3	1-2	2-1	0-0	0-0	466	470
Citadel	7	5-2	3-0	2-1	0-1	0-0	604	579
Clemson	1	0-1	0-0	0-1	0-0	0-0	56	78
Clinton College	1	1-0	1-0	0-0	0-0	0-0	107	41
Coastal Carolina	6	2-4	1-2	1-2	0-0	0-0	481	496
College of Charleston	2	1-1	0-1	1-0	0-0	0-0	150	147
Converse	1	1-0	1-0	0-0	0-0	0-0	78	40
Drexel	1	0-1	0-0	0-0	0-0	0-0	72	74
Duquesne	1	0-1	0-0	0-1	0-0	0-0	57	74
Eastern Michigan	1	1-0	0-0	0-0	1-0	0-0	101	87
Elon	2	1-1	1-0	0-1	0-0	0-0	139	133
ETSU	7	0-7	0-3	0-3	0-1	0-0	477	567
Florida State	3	0-2	0-0	0-3	0-0	0-0	199	228
Furman	8	1-7	1-3	0-4	0-0	0-0	576	644
Gardner-Webb	11	7-4	4-2	2-2	1-0	1-0	844	802
George Mason	1	0-1	0-0	0-1	0-0	0-0	90	96
Georgia	2	0-2	0-0	0-2	0-0	0-0	141	169
Georgia Southern	1	0-1	0-0	0-0	0-0	0-0	87	89
Hampton	1	0-0	1-0	0-0	0-0	0-0	69	57
Hartford	1	1-0	1-0	0-0	0-0	0-0	82	75
High Point	10	3-7	2-2	0-4	1-1	1-0	737	778
Hiwassee	1	1-0	1-0	0-0	0-0	0-0	94	55
Holy Cross	1	1-0	1-0	0-0	0-0	0-0	89	51
Indiana	1	0-0	0-1	0-0	0-0	0-0	68	77
IUPUI	1	1-0	1-0	0-0	0-0	0-0	74	61
Iowa	1	0-1	0-0	0-1	0-0	0-0	60	78
Jackson State	1	0-0	1-0	0-0	0-0	0-0	80	62
Jacksonville	2	2-0	1-0	1-0	0-0	0-0	173	159
Jacksonville State	1	0-1	0-0	0-0	0-1	0-0	53	84
Lees-McRae	1	1-0	1-0	0-0	0-0	0-0	71	55
Lenoir-Rhyne	2	1-1	1-0	0-1	0-0	0-0	133	130
Little Rock	2	2-0	0-0	2-0	0-0	0-0	167	135
Lincoln Memorial	2	0-2	0-1	0-1	0-0	0-0	101	153
LIU	2	2-0	1-0	1-0	0-0	0-0	181	157
Longwood	11	5-6	3-0	1-4	1-2	1-1	836	839
Louisville	1	0-1	0-0	0-1	0-0	0-0	61	76
LSU	1	0-1	0-0	0-1	0-0	0-0	81	89
Mars Hill	2	2-0	1-0	1-0	0-0	0-0	169	156
Mary Baldwin	1	1-0	1-0	0-0	0-0	0-0	110	78
Mercer	11	6-5	5-1	0-4	1-0	0-0	897	837
Middle Tennessee	2	1-1	1-0	0-1	0-0	0-0	141	144
Mississippi State	1	0-1	0-0	0-0	0-1	0-0	63	84
Montevallo	1	0-1	0-1	0-0	0-1	0-0	40	83
Mount Olive	1	0-1	0-0	0-1	0-0	0-0	78	100
Nebraska	1	0-0	0-1	0-0	0-0	0-0	73	80
Newberry	3	1-2	1-1	0-1	0-0	0-0	239	261
North Carolina A&T	3	3-0	2-0	1-0	0-0	0-0	258	216
North Carolina Central	1	1-0	0-0	0-0	0-0	0-0	77	75
North Carolina State	1	0-1	0-0	0-1	0-0	0-0	67	100
North Dakota	1	0-1	0-0	0-1	0-0	0-0	88	90
North Georgia	1	0-1	0-0	0-1	0-0	0-0	66	75
North Greenville	1	0-1	0-0	0-1	0-0	0-0	61	68
Penn St.	1	0-1	0-0	0-1	0-0	0-0	68	93
Piedmont	4	4-0	4-0	0-0	0-0	0-0	407	226
Presbyterian	9	8-1	3-1	5-0	0-0	0-0	658	611
Queens	3	3-0	1-0	1-0	1-0	0-0	255	231
Radford	10	6-4	4-1	2-2	0-1	0-1	723	732
Samford	5	3-2	2-0	1-2	0-0	0-0	422	391
SMU	1	0-1	0-0	0-1	0-0	0-0	65	98
South Carolina	1	0-1	0-0	0-1	0-0	0-0	62	72
South Carolina St.	2	2-0	2-0	0-0	0-0	0-0	182	146
Southern Miss	2	0-2	0-0	0-0	0-2	0-0	115	145
Stetson	1	1-0	0-0	1-0	0-0	0-0	70	64
Tennessee Tech	2	2-0	1-0	1-0	0-0	0-0	165	151
Texas Tech	1	0-1	0-0	0-1	0-0	0-0	57	87
Toccoa Falls	3	3-0	3-0	0-0	0-0	0-0	323	176
Troy	1	0-1	0-0	0-0	0-1	0-0	64	66
Tusculum	2	0-2	0-1	0-1	0-0	0-0	113	140
UNC Asheville	15	10-5	5-1	4-4	0-0	1-0	1,127	1,162
UNC Greensboro	6	1-5	0-3	1-2	0-0	0-0	393	465
UNC Wilmington	1	1-0	0-0	0-0	1-0	0-0	98	76
USC Upstate	9	7-2	3-1	4-1	0-0	0-0	796	673
Vanderbilt	1	0-1	0-0	0-1	0-0	0-0	63	77
VCU	1	0-1	0-0	0-1	0-0	0-0	68	93
VMI	7	2-5	1-2	1-2	0-1	0-0	547	575
Virginia Tech	1	0-1	0-0	0-1	0-0	0-0	52	58
Wake Forest	1	0-1	0-0	0-1	0-0	0-0	64	71
Washington	1	1-0	0-0	1-0	0-0	0-0	82	74
Washington State	1	0-1	0-0	0-1	0-0	0-0	86	92
William & Mary	1	1-0	1-0	0-0	0-0	0-0	86	85
Wingate	2	0-2	0-1	0-1	0-0	0-0	110	147
Wofford	6	2-4	1-2	1-2	0-0	0-0	405	474
Wright State	1	0-1	0-0	0-1	0-0	0-0	73	96
Xavier	2	0-2	0-0	0-2	0-0	0-0	120	149
Young Harris	2	0-2	0-1	0-1	0-0	0-0	140	171
TOTALS	273	137-136	81-38	44-83	9-12	4-3	20,667	19,645

WINTHROP'S ALL-TIME 30/40-POINT GAMES

40-POINT GAMES

Melvin Branham (Jr.)	45	Jan. 10, 1994 at Charleston Southern
David McMahan	42	Jan. 15, 1996 vs. Coastal Carolina
Keon Johnson	40	Feb. 9, 2017 at UNC Asheville
Michael Jenkins	40	Nov. 10, 2006 vs. North Greenville
Fred McKinnon	40	Nov. 29, 1985 vs. Morris College

30-POINT GAMES

Keon Johnson	39	Feb. 4, 2017 vs. Campbell
Mike Gaither	39	Nov. 18, 1982 vs. Coker College (Clover, SC)
Logan Duncomb	38	Jan. 24, 2026 at Presbyterian College
Keon Johnson	38	Nov. 21, 2016 at Illinois
Jimmy Gavin	38	Nov. 27, 2015 at North Carolina State (Raleigh, NC)
Greg Lewis	38	Dec. 21, 1999 vs. UNC Greensboro
Keon Johnson	37	Dec. 31, 2016 vs. Radford
Robbie Waldrop	37	Feb. 12, 1998 at Charleston Southern
Xavier Cooks	36	Feb. 15, 2018 at Gardner-Webb
Keon Johnson	36	Jan. 27, 2016 vs. Charleston Southern
Fred McKinnon	36	Feb. 2, 1985 at Livingstone College
Charles Brunson	36	Nov. 25, 1980 at Voorhees
Sin'Cere McMahon	35	Feb. 8, 2023 at UNC Asheville
Nych Smith	35	Jan. 26, 2019 at Presbyterian College
Fred McKinnon	35	Jan. 16, 1986 vs. Central Wesleyan College
Charles Brunson	35	Feb. 4, 1982 vs. Erskine
Charles Brunson	35	Dec. 10, 1980 at Belmont Abbey
David McMahan	34	Dec. 30, 1995 at Georgia State
Charles Brunson	34	Nov. 22, 1980 at Morris College
Charles Brunson	34	Nov. 19, 1980 vs. Allen University
Patrick Good	33	Nov. 22, 2021 at Washington State
Andre Jones	33	Dec. 27, 2011 at Georgia
Michael Jenkins	33	Mar. 6, 2008 vs. UNC Asheville (Big South Tourney Championship game)
Greg Lewis	33	Feb. 18, 2002 vs. Coastal Carolina
George Henson	33	Feb. 10, 1990 at Campbell
Shaun Wise	33	Dec. 28, 1989 at US International
Charles Brunson	33	Jan. 11, 1981 at Webber College
Josh Ferguson	32	Dec. 7, 2019 vs. Coastal Carolina
Keon Johnson	32	Feb. 13, 2016 at Radford
Keon Johnson	32	Dec. 31, 2015 vs. Campbell
Keon Johnson	32	Nov. 24, 2015 at USC Upstate
Torrell Martin	32	Feb. 24, 2007 at Coastal Carolina
Torrell Martin	32	Feb. 20, 2006 at Liberty
Melvin Branham (Jr.)	32	Jan. 27, 1994 at Towson State
Mark Hailey (Sr.)	32	Feb. 20, 1993 vs. Radford
Eddie Gay (Sr.)	32	Dec. 13, 1992 vs. The Citadel
Charles Brunson	32	Jan. 16, 1982 at USC-Aiken
Charles Brunson	32	Jan. 15, 1981 at USC-Spartanburg
Logan Duncomb	31	Dec. 31, 2025 at Longwood
Patrick Good	31	Jan. 20, 2022 at Presbyterian College
Keon Johnson	31	Mar. 3, 2017 vs. #4 Gardner-Webb
Keon Johnson	31	Mar. 2, 2017 vs. #8 Charleston Southern
Keon Johnson	31	Jan. 28, 2017 vs. High Point
Jimmy Gavin	31	Mar. 6, 2016 vs. UNC Asheville (Buies Creek, NC-Big South Tourney Championship game)
Jimmy Gavin	31	Feb. 27, 2016 at Campbell
Torrell Martin	31	Dec. 4, 2006 at #12 Wisconsin
Ted Houpt	31	Feb. 12, 1987 at Howard University
Fred McKinnon	31	Nov. 22, 1985 vs. Wingate
Charles Brunson	31	Feb. 8, 1982 vs. Presbyterian College
Donnie Creamer	31	Dec. 9, 1978 at Erskine
K.J. Doucet	30	Mar. 1, 2025 vs. UNC Asheville
Patrick Good	30	Feb. 19, 2022 at UNC Asheville
D.J. Burns Jr.	30	Nov. 9, 2021 vs. Mary Baldwin
Xavier Cooks	30	Dec. 5, 2017 at Georgia
Keon Johnson	30	Dec. 19, 2015 at Georgia Southern
Keon Moore	30	Jan. 3, 2015 vs. High Point
Tyson Waterman	30	Feb. 12, 1999 vs. Charleston Southern
Ronnie Creamer	30	Jan. 15, 1979 at Francis Marion
LaShawn Coulter	30	Jan. 21, 1995 at UNC Asheville
Mark Hailey (Jr.)	30	Nov. 23, 1991 vs. Averett College
Greg Washington	30	Dec. 15, 1988 vs. East Carolina
Fred McKinnon	30	Feb. 10, 1985 vs. Armstrong State
Ronnie Creamer	30	Nov. 18, 1978 vs. Catawba

Indv./Team Most Points Single-Game

Top 10 Individual Scoring Performances Home/Away

Home

42	David McMahan	(vs. Coastal Carolina, 1-15-96)
40	Michael Jenkins	(vs. North Greenville, 11-10-06)
	Fred McKinnon	(vs. Morris College, 11-29-85)
39	Keon Johnson	(vs. Campbell, 2-4-17)
38	Greg Lewis	(vs. UNC Greensboro, 12-21-99)
37	Keon Johnson	(vs. Radford, 12-31-16)
36	Keon Johnson	(vs. Charleston Southern, 1-27-16)
35	Fred McKinnon	(vs. Central Wesleyan College, 1-16-86)
	Charles Brunson	(vs. Erskine College, 2-4-82)

Away

45	Melvin Branham Jr.	(at Charleston Southern, 1-10-94)
40	Keon Johnson	(at UNC Asheville, 2-9-17)
38	Logan Duncomb	(at Presbyterian College, 1-24-26)
	Keon Johnson	(at Illinois, 11-21-16)
	Jimmy Gavin	(at N.C. State, 11-27-15)
37	Robbie Waldrop	(at Charleston Southern, 2-12-98)
36	Xavier Cooks	(at Gardner-Webb, 2-15-18)
	Fred McKinnon	(at Livingstone College, 2-2-85)
	Charles Brunson	(at Voorhees, 11-25-80)
35	Sin'Cere McMahon	(at UNC Asheville, 2-8-23)
	Nych Smith	(at Presbyterian College, 1-26-19)
	Charles Brunson	(at Belmont Abbey, 12-10-80)
34	Charles Brunson	(at Mooris College, 11-22-80)
33	Patrick Good	(at Washington State, 11-22-21)
	Andre Jones	(at Georgia, 12-27-11)
	Michael Jenkins	(at UNC Asheville, 3-6-08)
	George Henson	(at Campbell, 2-10-90)
	Shaun Wise	(at U.S. International, 12-28-89)
	Charles Brunson	(at Webber College, 1-11-81)

Top 5 Individual Scoring Performances vs. Big South Opponents

All Games

45	Melvin Branham Jr.	(at Charleston Southern, 1-10-94)
42	David McMahan	(vs. Coastal Carolina, 1-15-96)
40	Keon Johnson	(at UNC Asheville, 2-9-17)
39	Keon Johnson	(vs. Campbell, 2-4-17)
38	Logan Duncomb	(at Presbyterian College, 1-24-26)
37	Keon Johnson	(vs. Radford, 12-31-16)

Home

42	David McMahan	(vs. Coastal Carolina, 1-15-96)
39	Keon Johnson	(vs. Campbell, 2-4-17)
37	Keon Johnson	(vs. Radford, 12-31-16)
36	Keon Johnson	(vs. Charleston Southern, 1-27-16)
32	Keon Johnson	(vs. Campbell, 12-31-15)

Away

45	Melvin Branham Jr.	(at Charleston Southern, 1-10-94)
40	Keon Johnson	(at UNC Asheville, 2-9-17)
38	Logan Duncomb	(at Presbyterian College, 1-24-26)
36	Xavier Cooks	(at Gardner-Webb, 2-15-18)
35	Sin'Cere McMahon	(at UNC Asheville, 2-8-23)
	Nych Smith	(at Presbyterian College, 1-26-19)
33	George Henson	(at Campbell, 2-10-90)
32	Keon Johnson	(at Radford, 2-13-16)
	Torrell Martin	(at Coastal Carolina, 2-24-07)
	Torrell Martin	(at Liberty, 2-20-06)
	Melvin Branham Jr.	(at Towson St., 1-27-94)

Most Point In Home/Away Game (Top 10)

Home

134	Pfeiffer, 11-13-18	Won, 134-99
132	Morris, 11-29-85	Won, 132-73
130	Johnson & Wales, 12-12-96	Won, 130-33
127	Pfeiffer, 11-25-19	Won, 127-83
125	Piedmont, 11-4-24	Won, 125-65
116	Warren Wilson, 11-24-18	Won, 116-76
116	Rio Grande (OH), 12-28-15	Won, 116-84
113	Toccoa Falls, 12-29-23	Won, 113-62
111	Toccoa Falls, 12-9-25	Won, 111-62
110	Mary Baldwin	Won, 110-78
109	Hiwassee, 12-16-18	Won, 109-66
109	Catawba, 11-18-78	Won, 109-92
108	VMI, 1-6-07	Won, 108-76
108	U.S. International, 1-12-91	Won, 108-81

Away

116	at Hampton, 1-16-20	Won, 116-95
109	at VMI, 1-31-07	Won, 109-76
107	at USC Upstate, 12-13-20	Won, 107-77
105	at USC Upstate, 2-8-25	Won, 105-95
102	at Pembroke St., 1-10-86	Won, 102-99
101	at UNC Asheville, 2-9-17	Lost, 104-101
101	at Charleston Sou., 1-10-94	Won, 101-96
101	at Central Connecticut, 12-4-92	Won, 101-93
101	at Benedict College, 2-20-86	Won, 101-76
97	at USC Aiken, 1-14-82	Won, 97-90
97	at Wofford, 1-31-80	Won, 97-78

Most Points Home/Away vs. Big South Opponents (Top 10)

Home

108	vs. VMI, 1-6-07	Won, 108-76
107	vs. UNCA, 2-26-14	Won, 107-100 (OT)
106	vs. VMI, 2-4-09	Lost, 110-106 (OT)
104	vs. UNCA	Won, 104-71
102	vs. Charleston Sou., 1-15-25	Won, 102-97 (3OT)
101	vs. Hampton, 2-9-19	Won, 101-91
100	vs. Coastal Carolina, 2-18-02	Won, 100-74
99	vs. Gardner-Webb, 1-11-20	Won, 99-95 (3OT)
98	vs. Armstrong St., 2-17-86	Won, 98-81
98	vs. VMI, 2-8-06	Won, 98-65
97	vs. Gardner-Webb	Won, 97-88
97	vs. Towson St., 2-23-95	Won, 97-93
96	vs. Gardner-Webb, 2-1-25	Won, 96-93
96	vs. VMI, 1-7-10	Won, 96-63

Away

116	at Hampton, 1-16-20	Won, 116-95
109	at VMI, 1-31-07	Won, 109-76
107	at USC Upstate, 12-13-20	Won, 107-77
101	at UNC Asheville, 2-9-17	Lost, 104-101
101	at Charleston Sou., 1-10-94	Won, 101-96
96	at High Point, 2-28-24	Lost, 100-96 OT
95	at USC Upstate, 1-26-22	Won, 95-91 OT
95	at Longwood, 1-24-18	Won, 95-78
94	at Coastal Carolina, 1-7-94	Lost, 103-94
93	at Presbyterian Col., 2-25-17	Won, 93-56
93	at UMBC, 1-25-93	Lost, 99-93
91	at Presbyterian College, 1-26-19	Lost, 99-91
90	at Gardner-Webb, 2-15-18	Won, 90-71
90	at Towson St., 2-23-95	Lost, 92-90
90	at UNC Asheville, 2-5-90	Won, 90-89
90	at Radford, 1-14-05	Won, 90-75

WINTHROP TEAM/INDIVIDUAL RECORDS

MISC. RECORDS

Most Games Played	39 (1980-81/31-8)
Most Wins	31 (1980-81)
Most Wins (D1 member)	29 (2006-07)
Fewest Wins	4 (1993-94)
Most Losses	23 (1993-94)
Fewest Losses	5 (2006-07)
Best Winning Percentage	.818 (29-5/2006-07)
Worst Winning Percentage	.148 (4-23/1993-94)
Most Home Wins	16 (2004-05/2024-25)
Most Home Wins In Winthrop Coliseum	16 (2004-05/2024-25)
Most Home Losses	11 (1991-92)
Most Home Losses In Winthrop Coliseum	11 (1991-92)
Most Road Wins	12 (1978-89/2006-07/2016-17)
Most Road Losses	13 (1993-94)
Longest Winning Streak	21 (2019-20 to 2020-21)
Longest Winning Streak (single-season)	19 (2006-07)
Longest Losing Streak	13 (1986-87)
Most Big South Wins	15 ('04-05/'16-17/'19-20)
Most Big South Losses	15 (1993-94)
Longest Winning Streak (Big South)	16 (2006-07/single-season)
Longest Winning Streak (Big South)	22 (2004-05 to 2005-06)
Longest Losing Streak (Big South)	10 (1993-94/single-season)
Longest Losing Streak (Big South)	14 (1993-94 to 1994-95)

SINGLE-GAME RECORDS (Team)

Most Points Scored	134, vs. Pfeiffer (11-13-18)
Largest Margin of Victory	97 vs. Johnson & Wales (12-7-96)
Largest Margin of Victory (D1 opponent)	44 vs. VMI (84-41/1-23-08)
Largest Margin of Defeat	57 vs. Seton Hall (106-49/12-29-90)
Largest Margin of Defeat (D1 member)	57 vs. Seton Hall (106-49/12-29-90)
Fewest Points Allowed	22 vs. Lander (11-16-81)
Most Points First Half	73 vs. Pfeiffer (11-13-18)
Most Point Second Half	71 vs. Morris (11-29-85)
Fewest Points Scored	23 vs. Col. of Charleston (2-26-93)
Fewest Points First Half	6 vs. Col. of Charleston (2-26-93)
Fewest Points Second Half	11 vs. Washington St. (3-20-08)
Fewest Points Against In A Half	8 vs. Col. of Charleston (2-26-93)
Most Field Goals Made	57 vs. Morris (11-29-85)
Most Field Goals Attempted	101 vs. Piedmont (11-24-78)
Best Field Goal Accuracy	.706 vs. USC-Aiken (36-51/1-17-82)
Most 3pt Field Goals Made	24 vs. Hiwassee (12-16-18)
Most 3pt Field Goals Attempted	55 vs. Hiwassee (12-16-18)
Best 3pt Field Goal Accuracy	.714 vs. Barton (10-14/12-2-04)
	D1 Opponent
	.643 vs. High Point (9-14/12-5-09)
Most Free Throws Made (regulation)	39 vs. St. Francis (11-27-89)
Most Free Throws Made	40 vs. Charleston Sou. (1/15/25-30T)
Most Free Throws Attempted	50 vs. Campbell (12-30-20)
	50 at High Point (2-28-24)
Best Free Throw Accuracy	1.000 vs. Liberty (21-21/3-5-14)
	1.000 vs. Lander (13-13/2-20-85)
Most Rebounds	70 vs. Presbyterian College (2-11-80)
Most Offensive Rebounds*	28 at Coastal Carolina (12-2-23)
	28 vs. Piedmont (11-4-24)
Most Assists	37 vs. Newberry (2-17-90)
Most Steals	21 vs. Wofford College (1-31-80)
	vs. Morris (11-29-85)
Most Blocked Shots	16 vs. Voorhees (2-16-81)
Most Personal Fouls	37 vs. Georgia State (12-30-95)

SEASON RECORDS

Most Points	2,879 (2024-25)
Best Scoring Average	84.7 (2024-25/34 games)
Most Field Goals Made	1,161 (1978-79)
Most Field Attempted	2,415 (1978-79)
Best Field Goal Accuracy	.530 (1985-86)
Most 3pt Field Goals	372 (2018-19/30 games))
Best 3pt Field Goals Per Game Avg.	12.40 (2018-19/30 games)
Most 3pt Field Goals Attempted	997 (2018-19)
Best 3pt Field Goal Accuracy	.431 (1987-88)
Most Free Throws Made	648 (2024-25)
Most Free Throws Attempted	970 (2024-25)
Best Free Throw Accuracy	.749 (2015-16)
Most Rebounds	1,613 (1978-79)
Most Assists	818 (1978-79)
Most Steals	479 (1979-80)
Most Blocked Shots	174 (2016-17)
Most Personal Fouls	751 (1978-79)

* Indicates On Record

SINGLE-GAME RECORDS (Individual)

Most Points Scored	45-Melvin Branham vs. Charleston Sou. (1-10-94)
Most Field Goals Made	20-Fred McKinnon vs. Morris (11-25-85)
Most Field Goals Attempted	31-Fred McKinnon vs. Morris (11-25-85)
Best Field Goal Accuracy	1.000-Brian Pope (10-10) vs. Morris (1-6-84)
	Eddie Gay (10-10) vs. Coppin St. (11-23-91)
	Allen Washington (10-10) vs. Pfeiffer (2-5-86)
Most 3pt Field Goals Made	12-David McMahan vs. Coastal Carolina (1-15-96)
	Michael Jenkins vs. North Greenville (11-10-06)
Most 3pt Field Goals Attempted	21-LaShawn Coulter
Most Free Throws Made	18-Mark Hailey vs. Averett (11-26-91)
	James Shuler vs. High Point (2-23-06)
	Logan Duncomb vs. UNC Asheville (1-31-26)
Most Free Throws Attempted	20-Mark Hailey vs. Averett (11-26-91)
Best Free Throw Accuracy	1.000-James Shuler (18-18) vs. High Point (2-23-06)
Most Rebounds	23-Allen Washington vs. Piedmont (11-30-85)
Most Assists	17-Rick Riese vs. Limestone (2-12-81)
Most Blocked Shots	7-Rick Riese vs. Limestone (2-12-81)
	Billy Houston vs. UNC Asheville (1-11-06)
Most Steals	13-Rick Riese vs. Limestone (2-12-81)

SINGLE-SEASON RECORDS (Individual)

Most Points Scored	875-Charles Brunson (1980-81)
Best Scoring Average	22.4-Charles Brunson (1980-81)
Most Field Goals Made	354-Charles Brunson (1980-81)
Most Field Goals Attempted	584-Ronnie Creamer (1978-79)
Best Field Goal Accuracy (<i>150 attempts</i>)	.657-Charles Brunson (113-172/1979-80)
Most 3pt Field Goals Made	102-Keon Johnson (2016-17)
Most 3pt Field Goal Attempts	255-Keon Johnson (2016-17)
Best 3pt Field Goal Accuracy (<i>35 made</i>)	.460-Charles Falden (40-87/2018-19)
Most Free Throws Made	171-Keon Johnson (2016-17)
Most Free Throws Attempted	235-Charles Brunson (1980-81)
Best Free Throw Accuracy (<i>80 made</i>)	.867-Mike Gaither (98-113/1981-82)
Most Rebounds	453-Charles Brunson (1980-81)
Most Assists	317-Rick Riese (1980-81)
Most Blocked Shots	72-Duby Okeke (2015-16)
Most Steals	208-Rick Riese (1979-80)
Most Minutes Played	1,374-Charles Brunson (1980-81)
Most Personal Fouls	139-Ronnie Creamer (1978-79)
Most Times Disqualified	14-Donnie Creamer (1978-79)
	Melvin Branham (1993-94)

WINTHROP ALL-TIME D1 TRIPLE-DOUBLES (on record)

Chandler Vaudrin	Mar. 1, 2021 vs. (8) High Point (10 points, 12 rebounds, 10 assists)
Chandler Vaudrin	Dec. 30, 2020 vs. Campbell (10 points, 13 rebounds, 10 assists)
Chandler Vaudrin	Dec. 13, 2020 at USC Upstate (13 points, 11 rebounds, 14 assists)
Chandler Vaudrin	Jan. 2, 2020 vs. Longwood (10 points, 12 rebounds, 11 assists)
Xavier Cooks	Dec. 2, 2017 vs. Reinhardt (11 points, 15 rebounds, 11 assists)

20-WIN SEASONS

SEASON (NCAA D1)	SEASON ENDED WITH...	FINAL RECORD
29--2006-07	(NCAA Tourney - W, 74-64, (6) Notre Dame)	29-5
	(NCAA 2nd Rnd - L, 75-61, (3) Oregon)	
27--2004-05	(NCAA Tourney - L, 74-64, (3) Gonzaga)	27-6
26--2016-17	(NCAA Tourney - L, 76-64, (3) Butler)	26-7
24--2019-20	(Big South Champions - NCAA Tourney canceled (COVID19))	24-10
23--2024-25	(Big South Tournament Final, L, 81-69)	23-11
23--2020-21	(NCAA Tourney - L, 73-63, (5) Villanova)	23-2
23--2021-22	(Big South Tournament Final - L, 79-58)	23-9
23--2015-16	(Big South Tournament Final - L, 77-68)	23-9
23--2005-06	(NCAA Tourney - L, 63-61, (2) Tennessee)	23-8
22--2007-08	(NCAA Tourney - L, 71-40, (4) Washington State)	22-12
21--1999-00	(NCAA Tourney - L, 74-50, (3) Oklahoma)	21-9
21--1998-99	(NCAA Tourney - L, 80-41, (1) Auburn)	21-8
20--2013-14	(Big South Tournament Final - L, 76-61)	20-13
20--2002-03	(Big South Tournament Semi-Finals - L, 81-80 OT, UNCA)	20-10
20--1985-86	(Big South Tournament Semi-Finals - L, 87-79)	20-9

WINTHROP ALL-TIME SERIES VS. LONGWOOD

DATE	Home/Away/Neutral	Won/Lost	Series Record	BSC Record
Jan. 7, 1986	Home	Won, 80-68	1-0	
Jan. 25, 1986	Away	Lost, 67-58	1-1	
Feb. 9, 2013	Home	Lost, 62-56	1-2	0-1
Feb. 12, 2014	Away	Won, 76-59	2-2	1-1
Dec. 31, 2014	Home	Won, 82-72 OT	3-2	2-1
Feb. 21, 2015	Away	Won, 83-59	4-2	3-1
Mar. 7, 2015	Neutral (BSCT Semis)	Won, 71-58	5-2	
Jan. 24, 2016	Away	Won, 82-68	6-2	4-1
Feb. 11, 2016	Home	Won, 88-80	7-2	5-1
Jan. 7, 2017	Home	Won, 83-65	8-2	6-1
Feb. 15, 2017	Away	Won, 83-63	9-2	7-1
Jan. 24, 2018	Away	Won, 95-78	10-2	8-1
Feb. 18, 2018	Home	Won, 79-64	11-2	9-1
Jan. 16, 2019	Home	Lost, 75-61	11-3	9-2
Jan. 2, 2020	Home	Won, 91-67	12-3	10-2
Feb. 8, 2020	Away	Won, 70-68	13-3	11-2
Jan. 14, 2021	Home	Won, 72-61	14-3	12-2
Jan. 15, 2021	Home	Won, 70-50	15-3	13-2
Mar. 4, 2021	Home (BSCT Semis)	Won, 82-61	16-3	
Jan. 29, 2022	Away	Lost, 92-88	16-4	13-3
Mar. 6, 2022	Neutral (Big South Title Game)	Lost, 79-58	16-5	
Jan. 7, 2023	Away	Lost, 85-71	16-6	13-4
Feb. 1, 2023	Home	Won, 76-74	17-6	14-4
Jan. 3, 2024	Home	Won, 68-60 (OT)	18-6	15-4
Feb. 10, 2024	Away	Lost, 84-74	18-7	15-5
Mar. 8, 2024	Neutral (Big South Quarterfinals)	Lost, 69-56	18-8	
Jan. 11, 2025	Home	Won, 95-76	19-8	16-5
Feb. 27, 2025	Away	Won, 85-59	20-8	17-5
Mar. 7, 2025	Neutral (Big South Quarterfinals)	Won, 88-79	21-8	
Dec. 31, 2025	Away	Lost, 82-70	21-9	17-6

Home Record: 11-2

Away Record: 7-5

Neutral Record: 2-1

Overtime: 2-0

RECORD WHEN WINTHROP SCORES... vs. Longwood by Month...

100-plus: 0-0
 90-99: 3-0
 80-89: 10-1
 70-79: 7-3
 60-69: 1-1
 50-59: 0-4
 40-49: 0-0

November: 0-0
 December: 1-1
 January: 8-5
 February: 8-1
 March: 3-2

Games Decided By...

1-point: 0-0
 2-points: 2-0
 1-5: 2-1
 6-10: 4-3
 11-19: 8-4
 20-plus: 6-1

Longest Streak in Series

Winthrop Consecutive Wins: 10 (2014-18)
 Winthrop Consecutive Losses: 3 (2022-23)
 Consecutive Home Wins: 7 (current)
 Consecutive Away Wins: 6 (2014-20)

Last Meeting (12/31/25) | Farmville, Va. (Joan Perry Brock Center)



Official Basketball Box Score - Final
Winthrop at Longwood
12/31/25 Joan Perry Brock Center, Farmville
2025-26 Men's Basketball

Game Time: 3:00 PM
Game Duration: 2:14
Attendance: 1,913

Officials: Eddie Shannon, Jason Page, Garrett Nestor

Winthrop - 70

Record: 8-8 (0-1)

				FG	3P	FT	Rebounds			Fouls			AS	TO	ST	Blocks		
NO.	Name		Min	M-A	M-A	M-A	OR	DR	TOT	PF	FD	TP				BS	BA	+/-
15	Tommy Kamarad	F	23:05	0-4	0-1	5-6	1	1	2	3	3	5	0	0	1	1	2	-15
51	Logan Duncomb	C	33:06	12-16	0-0	7-11	6	7	13	2	9	31	1	2	0	0	0	-5
2	Kareem Rozier	G	31:07	3-11	2-6	0-0	0	1	1	3	1	8	3	2	1	0	0	-5
7	Daylen Berry	G	33:04	1-12	0-5	5-5	2	3	5	2	3	7	4	2	2	1	2	-14
11	Kody Clouet	G	22:26	0-4	0-4	2-2	0	4	4	2	6	2	1	0	1	0	0	-1
25	Seifeldin Hendawy		13:09	1-4	0-1	4-4	1	1	2	2	2	6	2	1	0	0	0	6
4	Pharell Boyogueno		12:14	1-3	1-3	0-0	1	1	2	1	0	3	0	0	0	0	0	-13
23	Edward Nnamoko		06:54	0-1	0-0	0-2	2	0	2	0	1	0	0	0	0	0	0	-7
1	Isaiah Wilson		08:53	0-3	0-1	2-2	0	0	0	1	3	2	0	0	1	0	1	-7
3	Josh Meo		16:02	2-4	2-3	0-0	0	0	0	1	0	6	1	0	0	0	0	1
Team							4	0	4	0		0		1				
Totals				20-62	5-24	25-32	17	18	35	17	28	70	12	8	6	2	5	-12

Shooting By Period			
1 st	FG%	8-31	25.8%
	3PT%	2-11	18.2%
	FT%	11-14	78.6%
2 nd	FG%	12-31	38.7%
	3PT%	3-13	23.1%
	FT%	14-18	77.8%
GM	FG%	20-62	32.3%
	3PT%	5-24	20.8%
	FT%	25-32	78.1%

Dead Ball Rebounds: 5, 0

Major Fouls: NONE

Longwood - 82

Record: 9-7 (1-0)

			FG	3P	FT	Rebounds			Fouls			AS	TO	ST	Blocks		
NO.	Name	Min	M-A	M-A	M-A	OR	DR	TOT	PF	FD	TP				BS	BA	+/-
0	Johan Nziemi	F 20:34	3-6	0-0	3-6	4	5	9	4	7	9	0	3	0	0	0	3
77	Elijah Tucker	F 31:18	5-10	0-0	2-2	3	6	9	3	1	12	1	3	0	1	0	10
1	Jacoi Hutchinson	G 29:12	5-9	0-2	4-4	0	2	2	2	2	14	3	0	1	1	0	3
3	Alphonzo Billups III	G 19:18	2-4	2-4	1-2	0	1	1	4	1	7	1	0	0	0	0	2
4	Emanuel Richards	G 24:47	3-4	0-1	0-0	1	3	4	4	0	6	2	4	2	0	0	13
24	Jaylen Benard	16:57	5-8	2-4	0-0	1	2	3	1	1	12	1	0	1	0	0	8
2	Redd Thompson Jr.	22:20	5-10	2-5	3-3	0	0	0	1	3	15	2	1	0	0	1	12
23	Elijah Jones	18:02	1-4	0-0	2-4	4	3	7	4	2	4	2	1	0	3	0	7
11	Jaylin Payne	05:50	0-0	0-0	0-0	1	1	2	3	0	0	0	0	0	0	0	7
7	Elijah Kelly	10:13	1-3	1-2	0-0	0	0	0	2	0	3	0	0	0	0	1	-2
8	Isaiah Kalala	01:29	0-0	0-0	0-0	0	0	0	0	0	0	0	0	0	0	0	-3
Team						0	4	4	0		0		1				
Totals			30-58	7-18	15-21	14	27	41	28	17	82	12	13	4	5	2	12

Shooting By Period			
1 st	FG%	16-29	55.2%
	3PT%	5-12	41.7%
	FT%	1-4	25%
2 nd	FG%	14-29	48.3%
	3PT%	2-6	33.3%
	FT%	14-17	82.4%
GM	FG%	30-58	51.7%
	3PT%	7-18	38.9%
	FT%	15-21	71.4%

Dead Ball Rebounds: 2, 0

Major Fouls: NONE

	WIN	LWU
Biggest lead	1 (1 st 16:47)	13 (2 nd 18:17)
Best Scoring Run	5 (2 nd 16:35)	9 (1 st 13:00)
Lead Changes	4	
Times Tied	2	
Time with Lead	00:51	37:18

Points from	WIN	LWU
Turnovers	10	16
Paint	30	44
Second Chance	13	16
Fast Breaks	2	6
Bench	17	34

Period by Period Scoring			
	1st	2nd	TOT
WIN	29	41	70
LWU	38	44	82

2025-26 COMBINED STATS



2025-26 Winthrop Men's Basketball Combined Team Statistics All games

Page 1/1
as of Feb 05, 2026

Game Records

Record	Overall	Home	Away	Neutral
ALL GAMES	17-8	10-1	6-7	1-0
CONFERENCE	9-1	5-0	4-1	0-0
NON-CONFERENCE	8-7	5-1	2-6	1-0

Score by Periods

Team	1st	2nd	OT	TOT
Winthrop	1004	1100	10	2114
Opponents	878	969	8	1855

Team Box Score

No.	Player				Total		3-Point		F-Throw		Rebounds													
		GP-GS	MIN	AVG	FG-FGA	FG%	3FG-3FGA	3FG%	FT-FTA	FT%	OFF	DEF	TOT	AVG	PF	DQ	A	TO	BLK	STL	PTS	AVG		
51	DUNCOMB, Logan	24-23	605:00	25.2	150-248	.605	0-2	.000	146-205	.712	81	128	209	8.7	69	6	32	47	19	19	446	18.6		
2	ROZIER, Kareem	24-24	700:10	29.2	106-272	.390	71-180	.394	34-45	.756	4	46	50	2.1	47	0	84	22	0	31	317	13.2		
11	CLOUET, Kody	25-25	682:52	27.3	97-215	.451	63-155	.406	58-72	.806	34	73	107	4.3	43	0	34	13	7	17	315	12.6		
7	BERRY, Daylen	19-17	463:23	24.4	67-159	.421	30-85	.353	46-57	.807	12	53	65	3.4	30	0	46	28	2	14	210	11.1		
15	KAMARAD, Tommy	24-10	426:14	17.8	63-126	.500	22-54	.407	40-45	.889	37	48	85	3.5	48	1	25	23	8	23	188	7.8		
25	HENDAWY, Seifeldin	25-2	440:50	17.6	46-131	.351	11-53	.208	46-59	.780	28	76	104	4.2	43	2	35	24	7	9	149	6.0		
3	MEO, Josh	25-0	470:50	18.8	45-125	.360	18-65	.277	35-51	.686	14	49	63	2.5	30	0	30	19	1	11	143	5.7		
5	THOMAS, Braylhan	7-0	51:40	7.4	11-27	.407	2-9	.222	5-6	.833	2	8	10	1.4	4	0	4	2	2	1	29	4.1		
23	NNAMOKO, Edward	25-2	243:15	9.7	35-62	.565	0-1	.000	23-38	.605	36	36	72	2.9	43	0	4	16	7	5	93	3.7		
1	WILSON, Isaiah	25-22	482:13	19.3	29-88	.330	7-36	.194	21-33	.636	5	35	40	1.6	55	2	68	38	3	29	86	3.4		
4	BOYOGUENO, Pharell	24-0	295:08	12.3	28-74	.378	19-58	.328	7-14	.500	19	37	56	2.3	22	0	8	8	8	11	82	3.4		
21	HAMILTON, Tai	16-0	129:21	8.1	17-24	.708	0-0	.000	11-18	.611	18	31	49	3.1	25	0	5	13	12	5	45	2.8		
8	CHRISTY, Cam	7-0	19:08	2.7	3-6	.500	0-1	.000	0-2	.000	1	2	3	0.4	3	0	1	1	0	1	6	0.9		
22	HARRISON, Henry	7-0	14:57	2.1	2-5	.400	1-3	.333	0-0	.000	0	0	0	0.0	2	0	1	3	0	0	5	0.7		
Team											58	47	105					10						
Total		25	5025		699-1562	.448	244-702	.348	472-645	.732	349	669	1018	40.7	464	11	377	267	76	176	2114	84.6		
Opponents		25	5025		633-1484	.427	204-637	.320	385-522	.738	253	611	864	34.6	538	20	289	315	89	140	1855	74.2		

Team Statistics

	WIN	OPP
Scoring	2114	1855
Points per game	84.6	74.2
Scoring margin	+10.4	-
Field goals-att	699-1562	633-1484
Field goal pct	.448	.427
3 point fg-att	244-702	204-637
3-point FG pct	.348	.320
3-pt FG made per game	9.8	8.2
Free throws-att	472-645	385-522
Free throw pct	.732	.738
F-Throws made per game	18.9	15.4
Rebounds	1018	864
Rebounds per game	40.7	34.6
Rebounding margin	+6.2	-
Assists	377	289
Assists per game	15.1	11.6
Turnovers	267	315
Turnovers per game	10.7	12.6
Turnover margin	+1.9	-
Assist/turnover ratio	1.4	0.9
Steals	176	140
Steals per game	7.0	5.6
Blocks	76	89
Blocks per game	3.0	3.6
Winning streak	9	-
Home win streak	8	-
Attendance	15630	59078
Home games-Avg/Game	11-1421	13-4544
Neutral site-Avg/Game	-	1-1300

Team Results

Date	Opponent		Score	Att.
11/03/2025	vs Queens (NC)	W	81-74	1300
11/07/2025	at George Mason	L	90-96	2933
11/11/2025	at Coastal Carolina	L	66-72	2663
11/15/2025	Mercer	W	105-69	2637
11/18/2025	at Arkansas	L	83-84	19200
11/23/2025	at Jackson St.	W	80-62	506
11/25/2025	at Nebraska	L	73-80	13973
11/29/2025	South Carolina St.	W	101-79	1131
12/02/2025	at LIU	Wot	94-92	403
12/06/2025	Coastal Carolina	L	84-88	1626
12/09/2025	Toccoa Falls	W	111-62	854
12/13/2025	Bob Jones	W	101-55	1031
12/18/2025	at North Dakota	L	88-90	312
12/21/2025	Clinton	W	107-41	1153
12/28/2025	at Texas Tech	L	57-87	12814
12/31/2025	at Longwood	L	70-82	1913
01/03/2026	Gardner-Webb	W	88-77	1234
01/07/2026	Charleston So.	W	81-77	1057
01/10/2026	at USC Upstate	W	71-50	404
01/14/2026	High Point	W	92-75	1956
01/17/2026	at UNC Asheville	W	69-67	1496
01/21/2026	Radford	W	76-75	1551
01/24/2026	at Presbyterian	W	82-72	647
01/31/2026	UNC Asheville	W	84-71	1400
02/04/2026	at Radford	W	80-78	1814

2025-26 TEAM GAME-BY-GAME



2025-26 Winthrop Men's Basketball Team Game-by-Game All games

Page 1/1
as of Feb 05, 2026

				Total		3-Pointers		Free throws		Rebounds											
Opponent	Date	Score		FG-FGA	PCT	3FG-3FGA	PCT	FT-FTA	PCT	OFF	DEF	TOT	AVG	PF	A	TO	BLK	STL	PTS	AVG	
vs Queens (NC)	11/03/2025	81-74	W	24-62	.387	8-25	.320	25-31	.806	16	23	39	39.0	18	12	10	4	11	81	81.0	
at George Mason	11/07/2025	90-96	L	26-67	.388	13-39	.333	25-29	.862	11	20	31	35.0	30	12	6	2	8	90	85.5	
at Coastal Carolina	11/11/2025	66-72	L	23-59	.390	7-22	.318	13-23	.565	6	22	28	32.7	14	7	8	2	5	66	79.0	
Mercer	11/15/2025	105-69	W	34-66	.515	11-25	.440	26-37	.703	13	30	43	35.3	24	13	11	2	9	105	85.5	
at Arkansas	11/18/2025	83-84	L	32-67	.478	15-32	.469	4-6	.667	8	22	30	34.2	20	18	10	2	3	83	85.0	
at Jackson St.	11/23/2025	80-62	W	30-62	.484	11-30	.367	9-10	.900	11	25	36	34.5	10	20	8	2	7	80	84.2	
at Nebraska	11/25/2025	73-80	L	26-69	.377	13-42	.310	8-13	.615	17	31	48	36.4	15	15	11	5	3	73	82.6	
South Carolina St.	11/29/2025	101-79	W	38-68	.559	12-32	.375	13-15	.867	15	25	40	36.9	19	23	14	4	11	101	84.9	
at LIU	12/02/2025	94-92	Wot	32-69	.464	6-22	.273	24-29	.828	16	21	37	36.9	22	17	10	6	7	94	85.9	
Coastal Carolina	12/06/2025	84-88	L	25-65	.385	10-31	.323	24-34	.706	21	26	47	37.9	22	10	9	3	4	84	85.7	
Toccoa Falls	12/09/2025	111-62	W	41-75	.547	15-37	.405	14-18	.778	19	37	56	39.5	13	20	12	7	12	111	88.0	
Bob Jones	12/13/2025	101-55	W	34-65	.523	10-33	.303	23-28	.821	18	33	51	40.5	14	20	15	7	14	101	89.1	
at North Dakota	12/18/2025	88-90	L	24-46	.522	11-22	.500	29-43	.674	8	25	33	39.9	26	18	11	2	2	88	89.0	
Clinton	12/21/2025	107-41	W	38-66	.576	14-28	.500	17-26	.654	17	46	63	41.6	12	26	15	2	8	107	90.3	
at Texas Tech	12/28/2025	57-87	L	19-60	.317	4-25	.160	15-23	.652	16	18	34	41.1	22	8	15	0	11	57	88.1	
at Longwood	12/31/2025	70-82	L	20-62	.323	5-24	.208	25-32	.781	17	18	35	40.7	17	12	8	2	6	70	86.9	
Gardner-Webb	01/03/2026	88-77	W	28-62	.452	6-25	.240	26-32	.813	18	31	49	41.2	15	11	8	3	4	88	87.0	
Charleston So.	01/07/2026	81-77	W	29-73	.397	4-22	.182	19-31	.613	18	33	51	41.7	20	9	10	4	3	81	86.7	
at USC Upstate	01/10/2026	71-50	W	24-62	.387	12-31	.387	11-19	.579	18	31	49	42.1	15	11	12	6	10	71	85.8	
High Point	01/14/2026	92-75	W	30-56	.536	10-26	.385	22-33	.667	11	28	39	42.0	19	20	9	3	6	92	86.2	
at UNC Asheville	01/17/2026	69-67	W	18-52	.346	9-26	.346	24-30	.800	12	30	42	42.0	24	13	15	1	5	69	85.3	
Radford	01/21/2026	76-75	W	26-55	.473	12-26	.462	12-19	.632	8	20	28	41.3	20	16	12	1	7	76	84.9	
at Presbyterian	01/24/2026	82-72	W	26-63	.413	5-19	.263	25-35	.714	15	24	39	41.2	18	15	5	2	7	82	84.8	
UNC Asheville	01/31/2026	84-71	W	23-51	.451	13-31	.419	25-28	.893	11	24	35	41.0	18	13	12	3	4	84	84.8	
at Radford	02/04/2026	80-78	W	29-60	.483	8-27	.296	14-21	.667	9	26	35	40.7	17	18	11	1	9	80	84.6	
Total		2114		699-1562	.448	244-702	.348	472-645	.732	349	669	1018	40.7	464	377	267	76	176	2114	84.6	
Opponents		1855		633-1484	.427	204-637	.320	385-522	.738	253	611	864	34.6	538	289	315	89	140	1855	74.2	

Winthrop Averages

Games Played	Points/game	FG Pct	3FG Pct	FT Pct	Rebounds/game	Assists/game	Turnovers/game	Assist/Turnover ratio	Steals/game	Blocks/game
25	84.6	44.8	34.8	73.2	40.7	15.1	10.7	1.4	7.0	3.0

2025-26 BIG SOUTH ONLY STATS



2025-26 Winthrop Men's Basketball Combined Team Statistics In Conference games

Page 1/1
as of Feb 05, 2026

Game Records

Record	Overall	Home	Away	Neutral
ALL GAMES	9-1	5-0	4-1	0-0
CONFERENCE	9-1	5-0	4-1	0-0
NON-CONFERENCE	0-0	0-0	0-0	0-0

Score by Periods

Team	1st	2nd	OT	TOT
Winthrop	380	413	0	793
Opponents	327	397	0	724

Team Box Score

No.	Player				Total		3-Point		F-Throw		Rebounds											
		GP-GS	MIN	AVG	FG-FGA	FG%	3FG-3FGA	3FG%	FT-FTA	FT%	OFF	DEF	TOT	AVG	PF	DQ	A	TO	BLK	STL	PTS	AVG
51	DUNCOMB, Logan	10-10	297:12	29.7	72-120	.600	0-1	.000	86-115	.748	34	68	102	10.2	23	0	21	26	7	9	230	23.0
11	CLOUET, Kody	10-10	321:10	32.1	43-97	.443	27-66	.409	29-32	.906	13	40	53	5.3	19	0	12	4	3	7	142	14.2
2	ROZIER, Kareem	10-10	304:29	30.4	46-114	.404	29-73	.397	14-21	.667	2	20	22	2.2	23	0	28	9	0	11	135	13.5
15	KAMARAD, Tommy	9-7	189:48	21.1	20-51	.392	4-20	.200	14-18	.778	11	21	32	3.6	24	0	9	8	4	6	58	6.4
7	BERRY, Daylen	4-3	82:45	20.7	7-24	.292	1-11	.091	9-12	.750	4	8	12	3.0	3	0	9	3	2	6	24	6.0
3	MEO, Josh	10-0	197:17	19.7	15-45	.333	10-28	.357	14-23	.609	8	15	23	2.3	13	0	12	10	0	4	54	5.4
25	HENDAWY, Seifeldin	10-2	177:37	17.8	17-54	.315	3-18	.167	15-18	.833	16	33	49	4.9	22	2	13	9	3	3	52	5.2
1	WILSON, Isaiah	10-8	231:35	23.2	14-42	.333	4-18	.222	10-18	.556	4	19	23	2.3	27	2	30	18	1	11	42	4.2
23	NNAMOKO, Edward	10-0	84:46	8.5	9-19	.474	0-1	.000	10-17	.588	12	9	21	2.1	16	0	2	4	2	1	28	2.8
4	BOYOGUENO, Pharell	9-0	97:05	10.8	9-26	.346	6-21	.286	0-2	.000	4	10	14	1.6	8	0	2	0	3	3	24	2.7
21	HAMILTON, Tai	3-0	14:16	4.8	1-3	.333	0-0	.000	2-4	.500	5	0	5	1.7	5	0	0	2	1	0	4	1.3
8	CHRISTY, Cam	2-0	01:11	0.6	0-1	.000	0-0	.000	0-0	.000	0	0	0	0.0	0	0	0	0	0	0	0	0.0
22	HARRISON, Henry	2-0	00:50	0.4	0-0	.000	0-0	.000	0-0	.000	0	0	0	0.0	0	0	0	0	0	0	0	0.0
Team											24	22	46					9				
Total		10	2000		253-596	.424	84-257	.327	203-280	.725	137	265	402	40.2	183	4	138	102	26	61	793	79.3
Opponents		10	2000		248-583	.425	68-237	.287	160-220	.727	105	245	350	35.0	237	8	105	116	42	50	724	72.4

Team Statistics

	WIN	OPP
Scoring	793	724
Points per game	79.3	72.4
Scoring margin	+6.9	-
Field goals-att	253-596	248-583
Field goal pct	.424	.425
3 point fg-att	84-257	68-237
3-point FG pct	.327	.287
3-pt FG made per game	8.4	6.8
Free throws-att	203-280	160-220
Free throw pct	.725	.727
F-Throws made per game	20.3	16.0
Rebounds	402	350
Rebounds per game	40.2	35.0
Rebounding margin	+5.2	-
Assists	138	105
Assists per game	13.8	10.5
Turnovers	102	116
Turnovers per game	10.2	11.6
Turnover margin	+1.4	-
Assist/turnover ratio	1.4	0.9
Steals	61	50
Steals per game	6.1	5.0
Blocks	26	42
Blocks per game	2.6	4.2
Winning streak	9	-
Home win streak	5	-
Attendance	7198	6274
Home games-Avg/Game	5-1440	5-1255
Neutral site-Avg/Game	-	0-0

Team Results

Date	Opponent		Score	Att.
12/31/2025	at Longwood	L	70-82	1913
01/03/2026	Gardner-Webb	W	88-77	1234
01/07/2026	Charleston So.	W	81-77	1057
01/10/2026	at USC Upstate	W	71-50	404
01/14/2026	High Point	W	92-75	1956
01/17/2026	at UNC Asheville	W	69-67	1496
01/21/2026	Radford	W	76-75	1551
01/24/2026	at Presbyterian	W	82-72	647
01/31/2026	UNC Asheville	W	84-71	1400
02/04/2026	at Radford	W	80-78	1814

WINTHROP BASKETBALL

↳ TRADITION RICH PROGRAM ↵

~NCAA D1 Member since 1985~

- 13 Big South Conference Championships (most in conference history)
- 11 NCAA Tournament Appearances and 12 total berths to the NCAA Tournament (won 2020 championship but no tournament due to COVID-19)
- Most 20-win seasons in Big South history (15)
- Eight seasons with 23 or more wins and a Big South record 29 wins in 2006-07
- Following the 29-win season the Eagles finished in the Top 25 Poll, ranked 22nd in both the AP and USA Today/ESPN Coaches
- Most wins all-time by Big South member (697) and most league wins all-time (370)
- Only Big South member to earn an 11 or 12 seed in NCAA Tournament and 1-of-2 in the league to earn a 13 and 14 seed
- First Big South member to win an NCAA Tournament game (defeated 6th seeded Notre Dame 74-64 in 2007)
- Big South record 57 conference tournament wins
- Big South record 19 conference championship game appearances
- 24 winning seasons out of 37 NCAA D1 seasons
- Notable Non-Conference Wins (ACC-Clemson (2), Georgia Tech, Miami, Wake Forest/Big East- Providence, Marquette, Notre Dame/Big 10-Illinois/Big 12-Missouri/PAC 12-Washington/SEC-Georgia, Mississippi State, Auburn/Mid-Majors-ODU, Missouri State, Saint Mary's (Ca.), MTSU, at Little Rock/Independent-Miami)
- Three AP All-America selections (Greg Lewis, Keon Johnson, Xavier Cooks)
- 53 All-League selections, 40 All-Tournament Team selections
- Eagles have two of the Top 5 winningest coaches in the history of the league as Gregg Marshall has 194 (2nd) and Pat Kelsey currently has 186 (4th)
- Both are also in the Top 4 for conference wins all-time as Kelsey has 110 (2nd) and Marshall is 4th with 104



WINTHROP
B A S K E T B A L L



#0

Kaleb Evans

Guard / 6-4 / 190 / Fr.
Lexington, S.C.
(Moravian Prep/YNG Dreamerz)

EXTRA DRIBBLE

- Did not play in the opener
- Played travel ball with YNG Dreamerz

CAREER HIGHS

Points	n/a
Minutes	n/a
FGM	n/a
FGA	n/a
3PTFGM	n/a
3PTFGA	n/a
FTM	n/a
FTA	n/a
Rebounds	n/a
Assists	n/a
Blocks	n/a
Steals	n/a
Turnovers	n/a

BIG SOUTH

Points	n/a
Minutes	n/a
FGM	n/a
FGA	n/a
3PTFGM	n/a
3PTFGAs	n/a
FTM	n/a
FTA	n/a
Rebounds	n/a
Assists	n/a
Blocks	n/a
Steals	n/a
Turnovers	n/a



#1

Isaiah Wilson

Guard / 6-1 / 170 / Sr.
Pittsburgh, Pa.
(Richmond)

CAREER HIGHS

Points

12

Gardner-Webb (1/3/26)

Minutes

37

at Mercer (11/19/22)

FGM

4

three times

FGA

7

two times

3PTFGM

2

five times

3PTFGA

4

at USC Upstate (1/10/26)

FTM

7

at Mercer (11/19/22)

FTA

8

at Mercer (11/19/22)

Rebounds

6

at Drake (11/20/21)

Assists

7

Radford (1/21/26)

Blocks

2

vs. Eastern Michigan (11/23/22)

Steals

4

two times

Turnovers

4

three times

BIG SOUTH

Points

12

Gardner-Webb (1/3/26)

Minutes

27

Gardner-Webb (1/3/26)

FGM

4

two times

FGA

6

three times

3PTFGM

2

at USC Upstate (1/10/26)

3PTFGAs

4

at USC Upstate (1/10/26)

FTM

4

two times

FTA

5

Gardner-Webb (1/3/26)

Rebounds

5

Charleston Sou. (1/15/25)

Assists

7

Radford (1/21/26)

Blocks

1

at USC Upstate (1/10/26)

Steals

3

at USC Upstate (1/10/26)

Turnovers

4

High Point (1/14/26)

EXTRA DRIBBLE

- Dished out a career-high seven assists vs. Radford at home and followed that with five assists (no turnovers) in the win at PC
- Has 16 multi-assist games on the season and 13 of three or more
- Snagged a career-high four steals vs. Toccoa Falls and followed that with four more vs. Bob Jones
- Led the team with five assists in the loss at George Mason, his 9th game as an Eagle with 4+ in a game
- Last season he came off the bench in all 16 conference games averaging 2.4 ppg, 1.0 rpg and 1.8 apg last season
- In 2024-25 he had 14 games with multiple assists and 10 games with three or more
- Missed most of 2023-24 with an injury after missing most of 2022-23
- Played five games in 2024-25 before the injury and played in seven games in 2022-23
- Transferred from Richmond after two seasons
- As a sophomore he appeared in 33 games for the Spiders with 15 starts for a team that won the Atlantic-10 Championship and advanced in the NCAA Tournament
- Played last two years of high school for First Love Christian Academy, leading the team to a 2020 National Christian School Athletic Association national championship semifinals
- No. 5 recruit in Pennsylvania's Class of 2020 by 247Sports.com / No. 35 point guard recruit in Class of 2020 by 247Sports.com
- Began high school career at North Catholic, helping them to Western Pennsylvania Interscholastic Athletic League titles in 2016 and 2017

#1 WILSON, Isaiah																					
Opponent	Date	GS	MIN	Total		3-Pointers		Free throws		Rebounds				PF	A	TO	BLK	STL	PTS		
				FG-FGA	PCT	3FG-3FGA	PCT	FT-FTA	PCT	OFF	DEF	TOT	AVG						PTS	AVG	
vs Queens (NC)	11/03/2025	*	20:53	1-2	.500	0-0	.000	3-4	.750	0	3	3	3.0	2	3	3	0	3	5	5.0	
at George Mason	11/07/2025	*	18:36	0-4	.000	0-1	.000	2-2	1.000	1	1	2	2.5	2	5	0	0	1	2	3.5	
at Coastal Carolina	11/11/2025	*	24:08	1-5	.200	0-2	.000	0-0	.000	0	1	1	2.0	3	0	0	0	1	2	3.0	
Mercer	11/15/2025	*	14:11	2-4	.500	1-3	.333	0-0	.000	0	0	0	1.5	2	1	1	0	1	5	3.5	
at Arkansas	11/18/2025	*	12:19	0-2	.000	0-1	.000	0-0	.000	0	0	0	1.2	1	2	2	0	0	0	2.8	
at Jackson St.	11/23/2025	*	19:29	1-3	.333	0-2	.000	0-0	.000	0	1	1	1.2	1	1	0	0	0	2	2.7	
at Nebraska	11/25/2025	*	13:33	1-2	.500	0-1	.000	0-0	.000	0	0	0	1.0	0	1	2	1	1	2	2.6	
South Carolina St.	11/29/2025	*	10:28	0-1	.000	0-1	.000	2-2	1.000	0	1	1	1.0	3	3	2	1	0	2	2.5	
at LIU	12/02/2025	*	13:29	0-2	.000	0-0	.000	2-3	.667	0	2	2	1.1	1	3	2	0	0	2	2.4	
Coastal Carolina	12/06/2025	*	19:13	2-3	.667	0-0	.000	1-1	1.000	0	1	1	1.1	4	3	0	0	1	5	2.7	
Toccoa Falls	12/09/2025	*	18:14	3-5	.600	0-2	.000	1-1	1.000	0	1	1	1.1	2	3	2	0	4	7	3.1	
Bob Jones	12/13/2025	*	18:44	0-3	.000	0-1	.000	0-0	.000	0	1	1	1.1	2	3	2	0	4	0	2.8	
at North Dakota	12/18/2025	*	16:50	0-1	.000	0-0	.000	0-2	.000	0	1	1	1.1	3	6	1	0	0	0	2.6	
Clinton	12/21/2025	*	18:12	3-6	.500	1-2	.500	0-0	.000	0	2	2	1.1	0	3	2	0	1	7	2.9	
at Texas Tech	12/28/2025		12:20	1-3	.333	1-2	.500	0-0	.000	0	1	1	1.1	2	1	1	0	1	3	2.9	
at Longwood	12/31/2025		08:53	0-3	.000	0-1	.000	2-2	1.000	0	0	0	1.1	1	0	0	0	1	2	2.9	
Gardner-Webb	01/03/2026		26:55	4-6	.667	0-2	.000	4-5	.800	1	2	3	1.2	2	5	2	0	1	12	3.4	
Charleston So.	01/07/2026	*	28:04	2-6	.333	1-2	.500	0-0	.000	0	3	3	1.3	2	4	1	0	1	5	3.5	
at USC Upstate	01/10/2026	*	23:42	4-6	.667	2-4	.500	0-1	.000	1	1	2	1.3	2	1	1	1	3	10	3.8	
High Point	01/14/2026	*	16:27	0-1	.000	0-1	.000	1-2	.500	0	0	0	1.3	5	2	4	0	0	1	3.7	
at UNC Asheville	01/17/2026	*	26:42	0-4	.000	0-2	.000	3-4	.750	1	4	5	1.4	5	4	3	0	1	3	3.7	
Radford	01/21/2026	*	27:31	0-3	.000	0-1	.000	0-2	.000	0	3	3	1.5	3	7	3	0	0	0	3.5	
at Presbyterian	01/24/2026	*	23:49	1-6	.167	0-2	.000	0-2	.000	1	0	1	1.5	3	5	0	0	0	2	3.4	
UNC Asheville	01/31/2026	*	23:05	2-3	.667	0-1	.000	0-0	.000	0	2	2	1.5	2	0	2	0	2	4	3.5	
at Radford	02/04/2026	*	26:27	1-4	.250	1-2	.500	0-0	.000	0	4	4	1.6	2	2	2	0	2	3	3.4	
Totals			22	482:13	29-88	.330	7-36	.194	21-33	.636	5	35	40	1.6	55	68	38	3	29	86	3.4

Player Averages											
Games Played	Minutes/ game	Points/ game	FG Pct	3FG Pct	FT Pct	Rebounds/ game	Assists/ game	Turnovers/ game	Assist/Turnover ratio	Steals/ game	Blocks/ game
25	19.3	3.4	33.0	19.4	63.6	1.6	2.7	1.5	1.8	1.2	0.1

				Field Goals		3-Point		F-Throws		Rebounds											Scoring	
SEASON	TEAM	GP-GS	MIN/AVG	FG-FGA	FG%	3FG-3FGA	3FG%	FT-FTA	FT%	OFF	DEF	TOT	AVG	PF-FO	A	TO	BLK	STL	PTS	AVG		
2020-21	UR	20-2	156/7.8	10-25	.400	5-11	.455	10-19	.526	6	13	19	1.0	24-0	8	11	0	8	35	1.8		
2021-22	UR	33-15	486/14.7	25-78	.321	9-37	.243	18-29	.621	7	30	37	1.1	63-2	22	29	1	19	77	2.3		
2022-23	Win	7-6	158/22.6	9-24	.375	5-10	.500	16-24	.667	0	12	12	1.7	23-2	15	20	2	7	39	5.6		
2024-25	Win	33-0	390/11.8	18-48	.375	8-23	.348	22-31	.710	3	25	28	0.8	52-0	66	32	1	19	66	2.0		
2025-26	Win	25-22	482/19.3	29-88	.330	7-36	.194	21-33	.636	5	35	40	1.6	55-2	68	38	3	29	86	3.4		
TOTAL FOR Win		65-28	1030/15.9	56-160	.350	20-69	.290	59-88	.670	8	72	80	1.2	130-4	149	90	6	55	191	2.9		
TOTAL		118-45	1672/14.2	91-263	.346	34-117	.291	87-136	.640	21	115	136	1.2	217-6	179	130	7	82	303	2.6		



#2

Kareem Rozier

Guard / 5-9 / 160 / Sr.
Detroit, Mich.
(Duquesne)

CAREER HIGHS

Points

24

at USC Upstate (1/10/26)

Minutes

38

Princeton (11/15/23)

FGM

9

at USC Upstate (1/10/26)

FGA

18

Coastal Carolina (12/6/25)

3PTFGM

7

at #21 Arkansas (11/18/25)

3PTFGA

12

at LIU (12/2/25)

FTM

8

George Mason (3/1/25)

FTA

10

George Mason (3/1/25)

Rebounds

8

Coastal Carolina (12/6/25)

Assists

8

High Point (1/14/26)

Blocks

1

five times

Steals

5

at Richmond (2/5/25)

Turnovers

4

Fordham (2/19/25)

BIG SOUTH

Points

24

at USC Upstate (1/10/26)

Minutes

35

Gardner-Webb (1/3/26)

FGM

9

at USC Upstate (1/10/26)

FGA

16

Gardner-Webb (1/3/26)

3PTFGM

6

two times

3PTFGAs

11

UNC Asheville (1/31/26)

FTM

3

three times

FTA

7

Charleston Southern (1/7/26)

Rebounds

6

Gardner-Webb (1/3/26)

Assists

8

High Point (1/14/26)

Blocks

n/a

Steals

2

two times

Turnovers

2

three times

EXTRA DRIBBLE

- Led the Eagles with 20 points in the first meeting with Radford, his second 20-point game during league play
- In double-figures four straight games after 13 in the win at Radford
- Connected on five three vs. Asheville, the fourth time he's hit five or more in a game
- Career-high 24 points at Upstate followed by a 9 point and career-high eight assists performance vs. HPU
- Did not have an assist at Texas Tech, which is first game all season without at least one
- Ranked 6th nationally in assist/turnover ratio (3.88)
- Ranked 6th in the league in assists, 15th in scoring and 2nd in threes per game (2.96)
- Became the 22nd Eagle to hit 70 or more threes in a single-season (71)
- Dished out five assists at North Dakota, his fifth game of the year with five or more
- Tied career-high seven assists vs. Toccoa Falls, second time he's matched that number this year
- Posted a career-high 23 points in the loss at Arkansas as he knocked down a career-best seven threes
- 15th in scoring in the Big South (13.6), 3rd with 4.3 apg and 10th with 1.4 spg
- Transferred from Duquesne after three seasons with the Dukes
- Averaged 6.7 ppg and 3.3 while finishing 10th in the nation with a 3.09 assist/turnover ratio
- Was one of five Dukes last season to appear in all 32 games
- Four-year starter at Orchard Lake St. Mary's where he led the team to a 20-5 record as a senior and averaged 16.9 points, 8.2 assists and 6.5 rebounds
- 2022 Associated Press All-State First Team selection

#2 ROZIER, Kareem

Opponent	Date	GS	MIN	Total		3-Pointers		Free throws		Rebounds				PF	A	TO	BLK	STL	PTS	AVG	
				FG-FGA	PCT	3FG-3FGA	PCT	FT-FTA	PCT	OFF	DEF	TOT	AVG								
vs Queens (NC)	11/03/2025	*	31:14	2-12	.167	0-5	.000	4-4	1.000	0	2	2	2.0	1	7	0	0	3	8	8.0	
at George Mason	11/07/2025	*	32:07	4-13	.308	3-10	.300	1-2	.500	0	1	1	1.5	2	3	2	0	3	12	10.0	
at Coastal Carolina	11/11/2025	*	30:40	5-11	.455	3-7	.429	0-0	.000	0	1	1	1.3	1	4	1	0	3	13	11.0	
Mercer	11/15/2025	*	24:11	7-13	.538	4-7	.571	2-3	.667	0	2	2	1.5	1	4	0	0	2	20	13.3	
at Arkansas	11/18/2025	*	30:56	8-11	.727	7-10	.700	0-0	.000	0	2	2	1.6	3	5	1	0	0	23	15.2	
at Jackson St.	11/23/2025	*	24:57	3-8	.375	3-7	.429	0-0	.000	0	2	2	1.7	1	4	0	0	1	9	14.2	
at Nebraska	11/25/2025	*	29:48	4-14	.286	4-10	.400	2-2	1.000	0	2	2	1.7	1	1	1	0	0	14	14.1	
South Carolina St.	11/29/2025	*	25:52	5-9	.556	3-6	.500	2-2	1.000	0	3	3	1.9	1	6	0	0	3	15	14.3	
at LIU	12/02/2025	*	35:02	4-17	.235	3-12	.250	2-2	1.000	0	1	1	1.8	3	4	2	0	0	13	14.1	
Coastal Carolina	12/06/2025	*	34:00	6-18	.333	4-10	.400	3-4	.750	2	6	8	2.4	1	2	1	0	0	19	14.6	
Toccoa Falls	12/09/2025	*	20:21	4-6	.667	4-6	.667	0-0	.000	0	0	0	2.2	1	7	0	0	1	12	14.4	
Bob Jones	12/13/2025	*	19:11	1-6	.167	1-6	.167	2-2	1.000	0	1	1	2.1	2	4	3	0	1	5	13.6	
at North Dakota	12/18/2025	*	29:42	3-11	.273	2-5	.400	0-0	.000	0	3	3	2.2	2	5	1	0	1	8	13.2	
at Texas Tech	12/28/2025	*	27:40	4-9	.444	1-6	.167	2-3	.667	0	0	0	2.0	4	0	1	0	2	11	13.0	
at Longwood	12/31/2025	*	31:07	3-11	.273	2-6	.333	0-0	.000	0	1	1	1.9	3	3	2	0	1	8	12.7	
Gardner-Webb	01/03/2026	*	34:40	4-16	.250	1-8	.125	2-2	1.000	0	6	6	2.2	0	1	1	0	1	11	12.6	
Charleston So.	01/07/2026	*	33:35	4-14	.286	1-6	.167	3-7	.429	2	3	5	2.4	1	1	1	0	1	12	12.5	
at USC Upstate	01/10/2026	*	30:20	9-15	.600	6-9	.667	0-0	.000	0	3	3	2.4	3	2	0	0	2	24	13.2	
High Point	01/14/2026	*	33:24	2-7	.286	2-6	.333	3-4	.750	0	2	2	2.4	4	8	0	0	1	9	12.9	
at UNC Asheville	01/17/2026	*	21:17	3-7	.429	1-5	.200	0-0	.000	0	0	0	2.3	2	1	2	0	1	7	12.7	
Radford	01/21/2026	*	33:39	7-8	.875	6-7	.857	0-0	.000	0	2	2	2.2	2	2	2	0	1	20	13.0	
at Presbyterian	01/24/2026	*	31:11	4-11	.364	3-8	.375	3-4	.750	0	1	1	2.2	3	5	0	0	0	14	13.0	
UNC Asheville	01/31/2026	*	29:12	5-12	.417	5-11	.455	2-2	1.000	0	1	1	2.1	1	3	0	0	1	17	13.2	
at Radford	02/04/2026	*	26:06	5-13	.385	2-7	.286	1-2	.500	0	1	1	2.1	4	2	1	0	2	13	13.2	
Totals			24	700:10	106-272	.390	71-180	.394	34-45	.756	4	46	50	2.1	47	84	22	0	31	317	13.2

Player Averages

Games Played	Minutes/game	Points/game	FG Pct	3FG Pct	FT Pct	Rebounds/game	Assists/game	Turnovers/game	Assist/Turnover ratio	Steals/game	Blocks/game
24	29.2	13.2	39.0	39.4	75.6	2.1	3.5	0.9	3.8	1.3	0.0

				Field Goals		3-Point		F-Throws		Rebounds				Scoring						
SEASON	TEAM	GP-GS	MIN/AVG	FG-FGA	FG%	3FG-3FGA	3FG%	FT-FTA	FT%	OFF	DEF	TOT	AVG	PF-FO	A	TO	BLK	STL	PTS	AVG
2022-23	DU	32-0	503/15.7	41-108	.380	18-46	.391	25-31	.806	12	27	39	1.2	49-1	68	25	2	22	125	3.9
2023-24	DU	37-21	902/24.4	68-175	.389	37-97	.381	21-26	.808	9	56	65	1.8	62-1	87	37	2	30	194	5.2
2024-25	DU	32-10	850/26.6	68-203	.335	35-111	.315	44-62	.710	7	54	61	1.9	66-0	105	34	1	34	215	6.7
2025-26	Win	24-24	700/29.2	106-272	.390	71-180	.394	34-45	.756	4	46	50	2.1	47-0	84	22	0	31	317	13.2
TOTAL FOR Win		24-24	700/29.2	106-272	.390	71-180	.394	34-45	.756	4	46	50	2.1	47-0	84	22	0	31	317	13.2
TOTAL		125-55	2955/23.6	283-758	.373	161-434	.371	124-164	.756	32	183	215	1.7	224-2	344	118	5	117	851	6.8



#3

Josh Meo

Guard / 6-4 / 195 / Sr.
Orlando, Fla.
(Coastal Carolina)

CAREER HIGHS

Points

20

James Madison (2/15/25)

Minutes

39

James Madison (2/15/25)

FGM

7

James Madison (2/15/25)

FGA

16

at Old Dominion (1/25/25)

3PTFGM

4

Georgia State (2/26/25)

3PTFGA

7

two times

FTM

8

Mercer (11/15/25)

FTA

9

Mercer (11/15/25)

Rebounds

8

two times

Assists

7

two times

Blocks

n/a

Steals

2

four times

Turnovers

3

four times

BIG SOUTH

Points

9

at UNC Asheville (1/17/26)

Minutes

27

at UNC Asheville (1/17/26)

FGM

3

Charleston Southern (1/7/26)

FGA

8

Charleston Southern (1/7/26)

3PTFGM

2

three times

3PTFGAs

5

at USC Upstate (1/10/26)

FTM

3

two times

FTA

4

two times

Rebounds

7

Gardner-Webb (1/3/26)

Assists

3

Radford (1/21/26)

Blocks

n/a

Steals

1

three times

Turnovers

3

two times

EXTRA DRIBBLE

Came off the bench for 11 points, two rebounds and two assists in win at Radford

Solid production off the bench in first meeting with Radford as he had five points, two rebounds and three assists

Averaging 5.4 ppg, 2.3 rpg and 1.2 apg off the bench in league play

Has the third most threes during league play (10)

10 minutes or more off the bench in 24-of-25 games

Team is 8-0 in games he has multiple assists

Posted season-highs in assists (5) and rebounds (7) vs. Clinton College

Has two double-figure scoring games off the bench with a season-high 18 points against Mercer as he was 8-for-9 at the foul line (both career-highs) and 17 points at George Mason

Transfer from Coastal Carolina where he played in 32 games with 31 starts in 2024-25

Last season he led Coastal in total assists, was second in steals and fourth in scoring at 8.5 per game

Dropped in a career-best 20 points against James Madison on Feb. 15, 2025

Posted 15 games in double-figures at Coastal

Had previous stops at St. Petersburg College (2022-23) and Mineral Area College (2023-24)

#3 MEO, Josh

Opponent	Date	GS	MIN	Total		3-Pointers		Free throws		Rebounds				PF	A	TO	BLK	STL	PTS	AVG
				FG-FGA	PCT	3FG-3FGA	PCT	FT-FTA	PCT	OFF	DEF	TOT	AVG							
vs Queens (NC)	11/03/2025		10:22	0-3	.000	0-1	.000	0-0	.000	0	0	0	0.0	0	0	0	0	1	0	0.0
at George Mason	11/07/2025		21:27	6-10	.600	2-5	.400	3-3	1.000	2	2	4	2.0	2	1	1	0	0	17	8.5
at Coastal Carolina	11/11/2025		25:56	3-6	.500	1-3	.333	0-0	.000	0	1	1	1.7	2	0	1	0	0	7	8.0
Mercer	11/15/2025		17:55	5-6	.833	0-0	.000	8-9	.889	0	3	3	2.0	4	1	1	0	2	18	10.5
at Arkansas	11/18/2025		16:56	1-5	.200	0-2	.000	2-2	1.000	0	1	1	1.8	0	0	1	0	0	4	9.2
at Jackson St.	11/23/2025		15:45	2-5	.400	1-2	.500	0-0	.000	0	5	5	2.3	0	3	1	0	0	5	8.5
at Nebraska	11/25/2025		13:42	0-4	.000	0-2	.000	0-0	.000	0	3	3	2.4	0	1	0	0	0	0	7.3
South Carolina St.	11/29/2025		21:35	3-4	.750	0-1	.000	0-1	.000	0	2	2	2.4	1	3	1	0	1	6	7.1
at LIU	12/02/2025		21:01	1-7	.143	0-0	.000	0-0	.000	2	3	5	2.7	3	0	0	0	1	2	6.6
Coastal Carolina	12/06/2025		14:20	1-7	.143	0-4	.000	3-4	.750	0	1	1	2.5	0	0	0	0	1	5	6.4
Toccoa Falls	12/09/2025		20:05	3-7	.429	1-4	.250	0-0	.000	0	4	4	2.6	3	2	2	0	0	7	6.5
Bob Jones	12/13/2025		19:44	2-5	.400	2-5	.400	1-2	.500	0	3	3	2.7	1	2	0	1	0	7	6.5
at North Dakota	12/18/2025		22:54	2-5	.400	1-4	.250	3-5	.600	0	1	1	2.5	1	0	0	0	0	8	6.6
Clinton	12/21/2025		23:08	1-2	.500	0-1	.000	0-0	.000	2	5	7	2.9	0	5	0	0	1	2	6.3
at Texas Tech	12/28/2025		08:42	0-4	.000	0-3	.000	1-2	.500	0	0	0	2.7	0	0	1	0	0	1	5.9
at Longwood	12/31/2025		16:02	2-4	.500	2-3	.667	0-0	.000	0	0	0	2.5	1	1	0	0	0	6	5.9
Gardner-Webb	01/03/2026		19:27	1-2	.500	1-2	.500	3-4	.750	2	5	7	2.8	1	1	1	0	1	6	5.9
Charleston So.	01/07/2026		15:56	3-8	.375	0-2	.000	0-0	.000	0	0	0	2.6	1	1	1	0	1	6	5.9
at USC Upstate	01/10/2026		19:08	2-7	.286	2-5	.400	0-2	.000	1	2	3	2.6	1	1	3	0	1	6	5.9
High Point	01/14/2026		20:20	1-3	.333	1-2	.500	0-0	.000	2	1	3	2.7	1	0	0	0	0	3	5.8
at UNC Asheville	01/17/2026		27:18	2-5	.400	2-4	.500	3-4	.750	0	1	1	2.6	3	2	3	0	0	9	6.0
Radford	01/21/2026		19:44	2-5	.400	1-4	.250	0-0	.000	1	1	2	2.5	2	3	0	0	0	5	5.9
at Presbyterian	01/24/2026		20:31	0-2	.000	0-0	.000	0-1	.000	0	2	2	2.5	2	1	0	0	1	0	5.7
UNC Asheville	01/31/2026		13:06	0-1	.000	0-1	.000	2-4	.500	0	3	3	2.5	1	0	0	0	0	2	5.5
at Radford	02/04/2026		25:45	2-8	.250	1-5	.200	6-8	.750	2	0	2	2.5	0	2	2	0	0	11	5.7
Totals			0 470:50	45-125	.360	18-65	.277	35-51	.686	14	49	63	2.5	30	30	19	1	11	143	5.7

Player Averages

Games Played	Minutes/ game	Points/ game	FG Pct	3FG Pct	FT Pct	Rebounds/ game	Assists/ game	Turnovers/ game	Assist/Turnover ratio	Steals/ game	Blocks/ game
25	18.8	5.7	36.0	27.7	68.6	2.5	1.2	0.8	1.6	0.4	0.0

				Field Goals		3-Point		F-Throws		Rebounds											Scoring	
SEASON	TEAM	GP-GS	MIN/AVG	FG-FGA	FG%	3FG-3FGA	3FG%	FT-FTA	FT%	OFF	DEF	TOT	AVG	PF-FO	A	TO	BLK	STL	PTS	AVG		
2024-25	CCU	32-31	1016/31.7	94-251	.375	36-112	.321	49-67	.731	13	79	92	2.9	68-1	69	33	0	18	273	8.5		
2025-26	Win	24-0	445/18.5	43-117	.368	17-60	.283	29-43	.674	12	49	61	2.5	30-0	28	17	1	11	132	5.5		
TOTAL FOR Win		24-0	445/18.5	43-117	.368	17-60	.283	29-43	.674	12	49	61	2.5	30-0	28	17	1	11	132	5.5		
TOTAL		56-31	1461/26.1	137-368	.372	53-172	.308	78-110	.709	25	128	153	2.7	98-1	97	50	1	29	405	7.2		



#4

Pharrell Boyogueno

Guard / 6-6 / 215 / Sr.
Greenville, S.C.
(Gardner-Webb)

CAREER HIGHS

Points

18

USC Upstate (1/18/25)

Minutes

34

at Longwood (2/19/25)

FGM

6

three times

FGA

13

Southeastern La. (11/26/24)

3PTFGM

5

USC Upstate (1/18/25)

3PTFGA

9

USC Upstate (1/18/25)

FTM

6

Longwood (1/29/25)

FTA

6

Longwood (1/29/25)

Rebounds

11

at USC Upstate (2/15/25)

Assists

4

Queens (12/14/24)

Blocks

4

UNC Asheville (1/22/25)

Steals

4

Southeastern La. (11/26/24)

Turnovers

6

at Winthrop (2/1/25)

BIG SOUTH

Points

18

USC Upstate (1/18/25)

Minutes

34

at Longwood (2/19/25)

FGM

6

two times

FGA

12

two times

3PTFGM

5

USC Upstate (1/18/25)

3PTFGA

9

USC Upstate (1/18/25)

FTM

6

Longwood (1/29/25)

FTA

6

Longwood (1/29/25)

Rebounds

11

at USC Upstate (2/15/25)

Assists

3

at Longwood (2/19/25)

Blocks

4

UNC Asheville (1/22/25)

Steals

2

four times

Turnovers

6

at Winthrop (2/1/25)

EXTRA DRIBBLE

Off the bench in all 25 games and has at least one three in 16 games and 3 or more rebounds in 9 games

Solid five points off the bench in the win over Asheville

Last season at Gardner-Webb he averaged 8.8 ppg, 4.9 rpg in Big South play

Had one of his more productive games on the season with eight points, six rebounds and an assist

Made some key contributions offensively and defensively down the stretch of regulation and in overtime at LIU

One of three Eagles in double-figures at Nebraska as he connected on a season-high three triples and finished with 11 points (Played a season-high 14 minutes)

Played 13 minutes off the bench vs. Mercer and led the team in rebounding with seven

Transfer from Big South foe Gardner-Webb

Was fourth on the team in scoring at 7.9 ppg, which increased to 8.8 ppg in conference play

Was third on the team in total blocks and second in steals

Scored a career-high 18 points against USC Upstate on Jan. 18, 2025

Posted his first career double-double with 12 points and 11 rebounds against USC Upstate on Feb. 15, 2025

Before Gardner-Webb he attended and played for Caldwell Tech in Hudson, N.C.

As a sophomore he was second on the team in scoring at 14.2 ppg

#4 BOYOGUENO, Pharell

Opponent	Date	GS	MIN	Total		3-Pointers		Free throws		Rebounds				PF	A	TO	BLK	STL	PTS	AVG
				FG-FGA	PCT	3FG-3FGA	PCT	FT-FTA	PCT	OFF	DEF	TOT	AVG							
vs Queens (NC)	11/03/2025		11:23	1-2	.500	1-1	1.000	0-0	.000	1	0	1	1.0	0	0	0	0	0	3	3.0
at George Mason	11/07/2025		11:00	1-3	.333	1-3	.333	0-0	.000	0	2	2	1.5	2	0	0	0	0	3	3.0
at Coastal Carolina	11/11/2025		06:35	0-1	.000	0-1	.000	0-0	.000	0	0	0	1.0	0	0	1	0	0	0	2.0
Mercer	11/15/2025		13:22	2-4	.500	1-3	.333	0-2	.000	3	4	7	2.5	1	0	1	0	0	5	2.8
at Arkansas	11/18/2025		12:18	2-4	.500	1-3	.333	0-0	.000	0	3	3	2.6	0	1	1	1	2	5	3.2
at Jackson St.	11/23/2025		13:16	1-2	.500	1-2	.500	0-0	.000	1	2	3	2.7	1	0	0	0	0	3	3.2
at Nebraska	11/25/2025		14:24	3-5	.600	3-4	.750	2-2	1.000	2	4	6	3.1	1	1	0	1	0	11	4.3
South Carolina St.	11/29/2025		09:51	0-1	.000	0-1	.000	0-0	.000	0	1	1	2.9	1	1	1	1	0	0	3.8
at LIU	12/02/2025		23:18	3-7	.429	0-3	.000	2-2	1.000	1	2	3	2.9	1	0	0	2	1	8	4.2
Coastal Carolina	12/06/2025		07:14	0-0	.000	0-0	.000	2-4	.500	0	0	0	2.6	0	1	0	0	0	2	4.0
Toccoa Falls	12/09/2025		14:56	3-5	.600	2-4	.500	0-0	.000	1	5	6	2.9	1	1	2	0	0	8	4.4
Bob Jones	12/13/2025		13:33	1-4	.250	1-4	.250	0-0	.000	2	0	2	2.8	2	0	0	0	3	3	4.3
at North Dakota	12/18/2025		12:13	1-3	.333	1-2	.500	0-0	.000	2	1	3	2.8	1	0	1	0	0	3	4.2
Clinton	12/21/2025		18:53	0-5	.000	0-5	.000	1-2	.500	0	2	2	2.8	1	1	0	0	1	1	3.9
at Texas Tech	12/28/2025		15:48	1-2	.500	1-1	1.000	0-0	.000	2	1	3	2.8	2	0	1	0	1	3	3.9
at Longwood	12/31/2025		12:14	1-3	.333	1-3	.333	0-0	.000	1	1	2	2.8	1	0	0	0	0	3	3.8
Gardner-Webb	01/03/2026		11:57	1-4	.250	1-4	.250	0-0	.000	0	1	1	2.6	1	0	0	0	0	3	3.8
Charleston So.	01/07/2026		07:57	1-2	.500	0-1	.000	0-0	.000	1	2	3	2.7	1	0	0	1	0	2	3.7
High Point	01/14/2026		02:39	0-0	.000	0-0	.000	0-2	.000	0	0	0	2.5	0	0	0	0	1	0	3.5
at UNC Asheville	01/17/2026		08:45	0-2	.000	0-2	.000	0-0	.000	0	2	2	2.5	1	0	0	0	0	0	3.3
Radford	01/21/2026		12:04	1-4	.250	1-3	.333	0-0	.000	1	0	1	2.4	0	0	0	0	1	3	3.3
at Presbyterian	01/24/2026		10:24	1-2	.500	1-2	.500	0-0	.000	0	1	1	2.4	1	0	0	0	0	3	3.3
UNC Asheville	01/31/2026		18:40	2-5	.400	1-3	.333	0-0	.000	1	1	2	2.3	1	1	0	1	0	5	3.3
at Radford	02/04/2026		12:25	2-4	.500	1-3	.333	0-0	.000	0	2	2	2.3	2	1	0	1	1	5	3.4
Totals			0 295:08	28-74	.378	19-58	.328	7-14	.500	19	37	56	2.3	22	8	8	8	11	82	3.4

Player Averages

Games Played	Minutes/ game	Points/ game	FG Pct	3FG Pct	FT Pct	Rebounds/ game	Assists/ game	Turnovers/ game	Assist/Turnover ratio	Steals/ game	Blocks/ game
24	12.3	3.4	37.8	32.8	50.0	2.3	0.3	0.3	1.0	0.5	0.3

				Field Goals		3-Point		F-Throws		Rebounds										Scoring	
SEASON	TEAM	GP-GS	MIN/AVG	FG-FGA	FG%	3FG-3FGA	3FG%	FT-FTA	FT%	OFF	DEF	TOT	AVG	PF-FO	A	TO	BLK	STL		PTS	AVG
2024-25	GW	28-26	696/24.8	74-171	.433	36-108	.333	38-48	.792	39	81	120	4.3	56-0	21	39	22	19		222	7.9
2025-26	Win	24-0	295/12.3	28-74	.378	19-58	.328	7-14	.500	19	37	56	2.3	22-0	8	8	8	11		82	3.4
TOTAL FOR Win		24-0	295/12.3	28-74	.378	19-58	.328	7-14	.500	19	37	56	2.3	22-0	8	8	8	11		82	3.4
TOTAL		52-26	991/19.1	102-245	.416	55-166	.331	45-62	.726	58	118	176	3.4	78-0	29	47	30	30		304	5.8



#5

Brayhlan Thomas

Guard / 6-6 / 205 / So.
Atlanta, Ga.
(Georgia Southern)

- EXTRA DRIBBLE
- Matched a season-high seven points vs. Toccoa Falls and hauled in a season-best three rebounds (9 minutes)
 - Played a season-high 10 minutes vs. S.C. State and had a season-high seven points
 - Came off the bench for eight minutes vs. Mercer, finishing with five points, two rebounds and a block
 - Saw first action of the season in with four minutes off the bench at Coastal Carolina
 - Transfer from Georgia Southern where he started eight of the 25 games he appeared as a freshman
 - Scored in double-figures three times and had at least one steal in 10 games
 - Recorded a double-double on Feb. 8, 2025 at Western Michigan with 11 points, 13 rebounds
 - As a senior in high school he was named the South Carolina 2A Player of the Year after averaging 16.2 points, 5.8 rebounds, 2.3 assists and 1.6 steals for Gray Academy
 - Led Gray Academy to a third consecutive 2A state championship, named to all-state an Carolinas Classic All-Star teams

CAREER HIGHS

Points

11

two times

Minutes

28

at Coastal Carolina (1/16/25)

FGM

4

three times

FGA

9

ULM (1/2/25)

3PTFGM

3

South Alabama (1/4/25)

3PTFGA

6

South Alabama (1/4/25)

FTM

3

Mercer (11/15/25)

FTA

4

Mercer (11/15/25)

Rebounds

13

at Western Michigan (2/8/25)

Assists

3

at Troy (1/30/25)

Blocks

1

fivetimes

Steals

2

Southern Miss. (3/5/25)

Turnovers

2

at Appalachian State (2/20/25)

Points

n/a

Minutes

n/a

FGM

n/a

FGA

n/a

3PTFGM

n/a

3PTFGAs

n/a

FTM

n/a

FTA

n/a

Rebounds

n/a

Assists

n/a

Blocks

n/a

Steals

n/a

Turnovers

n/a

BIG SOUTH

#5 THOMAS, Brayhlan

Opponent	Date	GS	MIN	Total		3-Pointers		Free throws		Rebounds				PF		A	TO	BLK	STL	PTS	AVG
				FG-FGA	PCT	3FG-3FGA	PCT	FT-FTA	PCT	OFF	DEF	TOT	AVG								
at Coastal Carolina	11/11/2025		03:56	0-0	.000	0-0	.000	0-0	.000	0	0	0	0.0	0	0	0	0	0	0	0.0	
Mercer	11/15/2025		08:04	1-3	.333	0-0	.000	3-4	.750	1	1	2	1.0	0	1	0	1	0	5	2.5	
at Jackson St.	11/23/2025		03:55	0-2	.000	0-1	.000	0-0	.000	0	0	0	0.7	0	0	0	0	0	0	1.7	
South Carolina St.	11/29/2025		09:43	3-7	.429	1-3	.333	0-0	.000	0	1	1	0.8	1	0	0	0	0	7	3.0	
Toccoa Falls	12/09/2025		09:11	3-6	.500	1-3	.333	0-0	.000	1	2	3	1.2	0	1	0	1	1	7	3.8	
Bob Jones	12/13/2025		07:00	2-3	.667	0-1	.000	0-0	.000	0	2	2	1.3	2	1	1	0	0	4	3.8	
Clinton	12/21/2025		09:51	2-6	.333	0-1	.000	2-2	1.000	0	2	2	1.4	1	1	1	0	0	6	4.1	
Totals		0	51:40	11-27	.407	2-9	.222	5-6	.833	2	8	10	1.4	4	4	2	2	1	29	4.1	

Player Averages

Games Played	Minutes/ game	Points/ game	FG Pct	3FG Pct	FT Pct	Rebounds/ game	Assists/ game	Turnovers/ game	Assist/Turnover ratio	Steals/ game	Blocks/ game
7	7.4	4.1	40.7	22.2	83.3	1.4	0.6	0.3	2.0	0.1	0.3

				Field Goals		3-Point		F-Throws		Rebounds									Scoring	
SEASON	TEAM	GP-GS	MIN/AVG	FG-FGA	FG%	3FG-3FGA	3FG%	FT-FTA	FT%	OFF	DEF	TOT	AVG	PF-FO	A	TO	BLK	STL	PTS	AVG
2024-25	GS	25-8	295/11.8	31-91	.341	10-35	.286	6-9	.667	25	37	62	2.5	23-0	18	12	3	11	78	3.1
2025-26	Win	7-0	52/7.4	11-27	.407	2-9	.222	5-6	.833	2	8	10	1.4	4-0	4	2	2	1	29	4.1
TOTAL FOR Win		7-0	52/7.4	11-27	.407	2-9	.222	5-6	.833	2	8	10	1.4	4-0	4	2	2	1	29	4.1
TOTAL		32-8	347/10.8	42-118	.356	12-44	.273	11-15	.733	27	45	72	2.3	27-0	22	14	5	12	107	3.3



#7

Daylen Berry

Guard / 6-4 / 175 / Sr.
Raleigh, N.C.
(Charleston Southern)

CAREER HIGHS

Points

28

Longwood (2/1/25)

Minutes

53

at Winthrop (1/15/25)

FGM

9

two times

FGA

19

Winthrop (2/5/25)

3PTFGM

6

two times

3PTFGA

11

two times

FTM

11

at UNC Asheville (2/15/25)

FTA

13

at UNC Asheville (2/15/25)

Rebounds

12

at LSU (11/19/24)

Assists

6

five times

Blocks

1

13 times

Steals

4

four times

Turnovers

7

at North Alabama (12/19/24)

BIG SOUTH

Points

28

Longwood (2/1/25)

Minutes

53

at Winthrop (1/15/25)

FGM

9

two times

FGA

19

Winthrop (2/5/25)

3PTFGM

6

two times

3PTFGAs

11

two times

FTM

11

at UNC Asheville (2/15/25)

FTA

13

at UNC Asheville (2/15/25)

Rebounds

10

at Presbyterian (1/22/25)

Assists

6

USC Upstate (2/22/25)

Blocks

1

six times

Steals

4

two times

Turnovers

6

Presbyterian (2/12/25)

EXTRA DRIBBLE

Left the High Point after nearl 14 minutes and hasn't returned

In double-figures in 11-of-19 games (with six of them on the road)

Posted 9th career 20-point game with 22 vs. Clinton as he was 8-of-9 from the floor

After going 8-for-9 vs. Clinton, he's a combined 3-for-20 from the floor and 1-for-10 from three in the last two games

At Charleston Southern last season he averaged 15.4 ppg, 4.8 rpg in Big South play

Led the Eagles with 14 points at Nebraska and has led the team in scoring four times on the year

2025 Big South Preseason All-Conference Second Team

Transfer from Charleston Southern where he was second in scoring (13.9) and third in rebounding (5.3) with the Bucs

Ranked 12th in the Big South in scoring last season as well as finishing 4th in steals, 9th in free throw percentage, 10th in assists and 13th in rebounding

Posted four double-doubles in 2024-25 and had 20 games in double-figures

Scored a career-high 28 points on Feb. 1, 2025 vs. Longwood

Transferred to Charleston Southern after two seasons with Charlotte

Played at Panther Creek H.S. where he was a two-time first team all-conference selection

Named the Triangle 8 Conference Co-Player of the Year

#7 BERRY, Daylen

Opponent	Date	GS	MIN	Total		3-Pointers		Free throws		Rebounds				PF	A	TO	BLK	STL	PTS	AVG	
				FG-FGA	PCT	3FG-3FGA	PCT	FT-FTA	PCT	OFF	DEF	TOT	AVG								
vs Queens (NC)	11/03/2025	*	30:22	6-13	.462	2-7	.286	9-11	.818	0	5	5	5.0	1	1	1	0	0	23	23.0	
at George Mason	11/07/2025	*	24:48	4-11	.364	2-6	.333	7-8	.875	1	7	8	6.5	4	0	2	0	0	17	20.0	
at Coastal Carolina	11/11/2025	*	34:43	7-14	.500	3-6	.500	3-4	.750	1	6	7	6.7	2	0	1	0	0	20	20.0	
Mercer	11/15/2025	*	26:17	3-8	.375	1-3	.333	4-6	.667	2	2	4	6.0	2	3	2	0	1	11	17.8	
at Arkansas	11/18/2025	*	33:24	4-13	.308	2-6	.333	1-2	.500	0	2	2	5.2	3	2	2	0	0	11	16.4	
at Jackson St.	11/23/2025	*	24:12	2-5	.400	1-2	.500	0-0	.000	0	4	4	5.0	1	1	1	0	0	5	14.5	
at Nebraska	11/25/2025	*	26:17	5-15	.333	2-10	.200	0-0	.000	1	5	6	5.1	2	2	3	0	0	12	14.1	
South Carolina St.	11/29/2025	*	17:45	1-2	.500	0-1	.000	0-0	.000	0	0	0	4.5	1	6	2	0	1	2	12.6	
at LIU	12/02/2025	*	35:45	6-9	.667	2-3	.667	7-8	.875	1	5	6	4.7	2	5	3	0	3	21	13.6	
Coastal Carolina	12/06/2025	*	21:47	3-10	.300	2-6	.333	3-3	1.000	1	0	1	4.3	4	1	1	0	1	11	13.3	
Toccoa Falls	12/09/2025	*	15:58	5-10	.500	3-7	.429	0-0	.000	0	0	0	3.9	1	1	1	0	0	13	13.3	
Bob Jones	12/13/2025	*	19:18	1-3	.333	1-3	.333	0-0	.000	0	2	2	3.8	0	3	1	0	1	3	12.4	
at North Dakota	12/18/2025	*	23:05	3-5	.600	2-3	.667	2-2	1.000	0	2	2	3.6	2	2	3	0	0	10	12.2	
Clinton	12/21/2025	*	19:07	8-9	.889	5-6	.833	1-1	1.000	0	2	2	3.5	1	6	0	0	0	22	12.9	
at Texas Tech	12/28/2025	*	27:49	2-8	.250	1-5	.200	0-0	.000	1	3	4	3.5	1	4	2	0	1	5	12.4	
at Longwood	12/31/2025	*	33:04	1-12	.083	0-5	.000	5-5	1.000	2	3	5	3.6	2	4	2	1	2	7	12.1	
Gardner-Webb	01/03/2026	*	14:42	3-6	.500	0-2	.000	1-2	.500	0	1	1	3.5	0	1	0	1	0	7	11.8	
at USC Upstate	01/10/2026	*	21:11	0-1	.000	0-1	.000	3-4	.750	1	2	3	3.4	1	3	1	0	2	3	11.3	
High Point	01/14/2026	*	13:48	3-5	.600	1-3	.333	0-1	.000	1	2	3	3.4	0	1	0	0	2	7	11.1	
Totals			17	463:23	67-159	.421	30-85	.353	46-57	.807	12	53	65	3.4	30	46	28	2	14	210	11.1

Player Averages

Games Played	Minutes/ game	Points/ game	FG Pct	3FG Pct	FT Pct	Rebounds/ game	Assists/ game	Turnovers/ game	Assist/Turnover ratio	Steals/ game	Blocks/ game
19	24.4	11.1	42.1	35.3	80.7	3.4	2.4	1.5	1.6	0.7	0.1

				Field Goals		3-Point		F-Throws		Rebounds				Scoring							
SEASON	TEAM	GP-GS	MIN/AVG	FG-FGA	FG%	3FG-3FGA	3FG%	FT-FTA	FT%	OFF	DEF	TOT	AVG	PF-FO	A	TO	BLK	STL	PTS	AVG	
2022-23	CLT	21-0	147/7.0	12-34	.353	2-15	.133	3-7	.429	5	14	19	0.9	10-0	6	10	1	11	29	1.4	
2023-24	CLT	16-0	133/8.3	10-30	.333	3-16	.188	2-4	.500	0	11	11	0.7	8-0	7	11	0	5	25	1.6	
2024-25	ChaSou	32-32	1147/35.8	132-341	.387	55-193	.285	122-158	.772	29	142	171	5.3	71-3	89	106	11	54	441	13.8	
2025-26	Win	19-17	463/24.4	67-159	.421	30-85	.353	46-57	.807	12	53	65	3.4	30-0	46	28	2	14	210	11.1	
TOTAL FOR Win		19-17	463/24.4	67-159	.421	30-85	.353	46-57	.807	12	53	65	3.4	30-0	46	28	2	14	210	11.1	
TOTAL		88-49	1890/21.5	221-564	.392	90-309	.291	173-226	.765	46	220	266	3.0	119-3	148	155	14	84	705	8.0	



#8

Cam Christy

Guard / 6-4 / 200 / Sr.
Walton, Ky.
(Mount St. Joseph Univ.)

CAREER HIGHS

Points

4

Bob Jones (12/12/24)

Minutes

4

Toccoa Falls (12/9/25)

FGM

2

Bob Jones (12/12/24)

FGA

3

two times

3PTFGM

n/a

3PTFGA

1

two times

FTM

1

Piedmont (11/4/24)

FTA

2

Piedmont (11/4/24)

Rebounds

3

Piedmont (11/4/24)

Assists

1

Piedmont (11/4/24)

Blocks

n/a

Steals

1

Toccoa Falls (12/9/25)

Turnovers

1

two times

BIG SOUTH

Points

n/a

Minutes

1

three times

FGM

n/a

FGA

1

UNC Asheville (1/31/26)

3PTFGM

n/a

3PTFGAs

n/a

FTM

n/a

FTA

n/a

Rebounds

n/a

Assists

n/a

Blocks

n/a

Steals

n/a

Turnovers

n/a

EXTRA DRIBBLE

Saw a season-high four minutes of action vs. Toccoa Falls

Stole the ball and went coast-to-coast for his only bucket of the game (first career steal)

Saw first action of the season with three minutes vs. Mercer and scored first bucket of the season with a stick back vs. S.C. State

Posted four points in the final three minutes of win over Bob Jones (12/12/24)

Saw first action as an Eagle in the season opener with three minutes against Piedmont

Walk-on and did not play in 2023-24

2021 and 2022 All-District Selection

2020, 2021, 2022 All-Conference Selection

2022 All-Region Selection

#8 CHRISTY, Cam

Opponent	Date	GS	MIN	Total		3-Pointers		Free throws		Rebounds				PF		A		TO	BLK	STL	PTS	AVG
				FG-FGA	PCT	3FG-3FGA	PCT	FT-FTA	PCT	OFF	DEF	TOT	AVG									
Mercer	11/15/2025		03:31	0-0	.000	0-0	.000	0-0	.000	0	0	0	0.0	0	0	0	0	0	0	0	0	0.0
South Carolina St.	11/29/2025		02:07	1-2	.500	0-0	.000	0-0	.000	1	0	1	0.5	0	0	1	0	0	0	0	2	1.0
Toccoa Falls	12/09/2025		03:48	1-1	1.000	0-0	.000	0-2	.000	0	2	2	1.0	0	0	0	0	1	2	1.3		
Bob Jones	12/13/2025		03:45	0-1	.000	0-1	.000	0-0	.000	0	0	0	0.8	1	0	0	0	0	0	0	0	1.0
Clinton	12/21/2025		04:46	1-1	1.000	0-0	.000	0-0	.000	0	0	0	0.6	2	1	0	0	0	0	0	2	1.2
at USC Upstate	01/10/2026		00:40	0-0	.000	0-0	.000	0-0	.000	0	0	0	0.5	0	0	0	0	0	0	0	0	1.0
UNC Asheville	01/31/2026		00:30	0-1	.000	0-0	.000	0-0	.000	0	0	0	0.4	0	0	0	0	0	0	0	0	0.9
Totals		0	19:08	3-6	.500	0-1	.000	0-2	.000	1	2	3	0.4	3	1	1	0	1	6	0.9		

Player Averages

Games Played	Minutes/game	Points/game	FG Pct	3FG Pct	FT Pct	Rebounds/game	Assists/game	Turnovers/game	Assist/Turnover ratio	Steals/game	Blocks/game
7	2.7	0.9	50.0	0.0	0.0	0.4	0.1	0.1	1.0	0.1	0.0

				Field Goals		3-Point		F-Throws		Rebounds									Scoring	
SEASON	TEAM	GP-GS	MIN/AVG	FG-FGA	FG%	3FG-3FGA	3FG%	FT-FTA	FT%	OFF	DEF	TOT	AVG	PF-FO	A	TO	BLK	STL	PTS	AVG
2024-25	Win	7-0	14/2.0	2-8	.250	0-2	.000	1-2	.500	2	3	5	0.7	2-0	1	1	0	0	5	0.7
2025-26	Win	7-0	19/2.7	3-6	.500	0-1	.000	0-2	.000	1	2	3	0.4	3-0	1	1	0	1	6	0.9
TOTAL		14-0	33/2.3	5-14	.357	0-3	.000	1-4	.250	3	5	8	0.6	5-0	2	2	0	1	11	0.8



#11

Kody Clouet

Guard / 6-5 / 210 / Sr.
San Marcos, Calif.
(San Diego)

CAREER HIGHS

Points	35	Portland (3/1/25)
Minutes*	37	two times
FGM	12	Portland (3/1/25)
FGA	20	NW Oklahoma (12/17/22)
3PTFGM	8	Portland (3/1/25)
3PTFGA	13	Ouachita Baptist (2/22/24)
FTM	15	Augustana-SD (11/11/23)
FTA	16	Augustana-SD (11/11/23)
Rebounds	12	at Southern Nazarene (11/30/22)
Assists	7	Southern Nazarene (3/9/24)
Blocks	3	at Wayne St.-NE (11/11/22)
Steals	5	Southern Nazarene (3/9/24)
Turnovers*	3	three times

BIG SOUTH

Points	21	at UNC Asheville (1/17/26)
Minutes	37	Radford (1/21/26)
FGM	7	two times
FGA	14	Radford (1/21/26)
3PTFGM	5	at UNC Asheville (1/17/26)
3PTFGAs	9	High Point (1/14/26)
FTM	7	Charleston Southern (1/7/26)
FTA	7	Charleston Southern (1/7/26)
Rebounds	8	two times
Assists	2	two times
Blocks	1	three times
Steals	2	at Radford (2/24/26)
Turnovers	2	two times

* indicates only from San Diego

EXTRA DRIBBLE

- In double-figures eight of the last nine games after 17 at Radford
- Is 12-for-20 from the floor and 7-of-14 from three in the last two games
- In five Big South home games this year he's averaging 16.6 ppg, 5.8 rpg and 3.1 threes per game
- It was his second last second game-winning shot this season
- Lifted the Eagles over LIU in overtime with a tip-in at the buzzer
- Posted his second 20-point game as an Eagle, matching a season-high 21 at North Dakota
- Reached 200 career threes during his 5-for-9 performance behind the arc vs. S.C. State
- Ranks 4th in the Big South with 2.52 three-pointers per game
- Transfer from San Diego where he started 14 of the 29 games he appeared
- Averaged 8.9 ppg with the Toreros and was fifth on the team in steals with 28
- Scored a career-high 35 points against Portland on Mar. 1, 2025 behind a career-best eight made threes
- He posted 13 double-figure games in 2024-15
- Began his collegiate career at NAIA St. Katherine's where he averaged 14.7 ppg
- Transferred Southeastern Oklahoma State for his sophomore and junior seasons
- Enjoyed best season at SE Oklahoma State as a junior, averaging 17.7 ppg, 5.2 rpg and connected on 84 triples
- In his final season with SEOS he helped the team to a 2024 Great American Conference regular season title
- Earned All-First Team GAC honors and was a Second Team Academic All-American

#11 CLOUET, Kody

Opponent	Date	GS	MIN	Total		3-Pointers		Free throws		Rebounds				PF		A	TO	BLK	STL	PTS	AVG
				FG-FGA	PCT	3FG-3FGA	PCT	FT-FTA	PCT	OFF	DEF	TOT	AVG								
vs Queens (NC)	11/03/2025	*	29:57	3-9	.333	3-8	.375	0-0	.000	1	3	4	4.0	1	0	0	0	2	9	9.0	
at George Mason	11/07/2025	*	25:37	3-9	.333	3-9	.333	4-4	1.000	1	1	2	3.0	2	2	0	1	0	13	11.0	
at Coastal Carolina	11/11/2025	*	20:21	1-4	.250	0-2	.000	1-2	.500	0	2	2	2.7	2	0	0	0	0	3	8.3	
Mercer	11/15/2025	*	17:27	4-7	.571	3-5	.600	3-6	.500	1	3	4	3.0	1	1	1	0	0	14	9.8	
at Arkansas	11/18/2025	*	23:32	6-9	.667	4-6	.667	0-0	.000	1	3	4	3.2	3	1	0	0	0	16	11.0	
at Jackson St.	11/23/2025	*	23:47	3-9	.333	1-6	.167	2-2	1.000	2	3	5	3.5	0	5	2	1	0	9	10.7	
at Nebraska	11/25/2025	*	23:40	1-6	.167	1-6	.167	2-2	1.000	1	2	3	3.4	0	0	0	0	0	5	9.9	
South Carolina St.	11/29/2025	*	24:13	8-13	.615	5-9	.556	0-0	.000	2	3	5	3.6	3	2	0	0	3	21	11.3	
at LIU	12/02/2025	*	34:04	2-6	.333	1-4	.250	4-4	1.000	2	1	3	3.6	3	3	2	1	1	9	11.0	
Coastal Carolina	12/06/2025	*	31:52	6-10	.600	4-8	.500	2-4	.500	2	1	3	3.5	3	0	1	0	1	18	11.7	
Toccoa Falls	12/09/2025	*	17:39	3-9	.333	2-6	.333	4-6	.667	5	4	9	4.0	0	1	0	0	2	12	11.7	
Bob Jones	12/13/2025	*	17:36	3-5	.600	2-4	.500	0-0	.000	1	0	1	3.8	1	3	2	1	0	8	11.4	
at North Dakota	12/18/2025	*	31:01	5-9	.556	4-7	.571	7-10	.700	2	5	7	4.0	2	3	0	0	0	21	12.2	
Clinton	12/21/2025	*	19:37	4-8	.500	3-6	.500	0-0	.000	0	2	2	3.9	0	0	1	0	0	11	12.1	
at Texas Tech	12/28/2025	*	21:20	2-5	.400	0-3	.000	0-0	.000	0	0	0	3.6	3	1	0	0	1	4	11.5	
at Longwood	12/31/2025	*	22:26	0-4	.000	0-4	.000	2-2	1.000	0	4	4	3.6	2	1	0	0	1	2	10.9	
Gardner-Webb	01/03/2026	*	30:25	5-9	.556	3-6	.500	6-6	1.000	2	6	8	3.9	4	2	2	0	0	19	11.4	
Charleston So.	01/07/2026	*	36:27	2-11	.182	1-6	.167	7-7	1.000	2	6	8	4.1	4	1	0	1	0	12	11.4	
at USC Upstate	01/10/2026	*	26:17	3-9	.333	2-7	.286	2-2	1.000	1	2	3	4.1	2	0	0	1	1	10	11.4	
High Point	01/14/2026	*	32:12	5-12	.417	4-9	.444	0-2	.000	1	3	4	4.1	2	1	0	1	0	14	11.5	
at UNC Asheville	01/17/2026	*	33:56	7-11	.636	5-8	.625	2-2	1.000	1	5	6	4.1	1	2	0	0	1	21	12.0	
Radford	01/21/2026	*	37:37	7-14	.500	4-8	.500	1-1	1.000	2	3	5	4.2	2	2	0	0	1	19	12.3	
at Presbyterian	01/24/2026	*	33:46	2-7	.286	1-4	.250	4-5	.800	3	4	7	4.3	2	0	0	0	0	9	12.1	
UNC Asheville	01/31/2026	*	31:53	6-8	.750	4-6	.667	3-3	1.000	0	4	4	4.3	0	2	0	0	1	19	12.4	
at Radford	02/04/2026	*	36:11	6-12	.500	3-8	.375	2-2	1.000	1	3	4	4.3	0	1	2	0	2	17	12.6	
Totals			25	682:52	97-215	.451	63-155	.406	58-72	.806	34	73	107	4.3	43	34	13	7	17	315	12.6

Player Averages

Games Played	Minutes/ game	Points/ game	FG Pct	3FG Pct	FT Pct	Rebounds/ game	Assists/ game	Turnovers/ game	Assist/Turnover ratio	Steals/ game	Blocks/ game
25	27.3	12.6	45.1	40.6	80.6	4.3	1.4	0.5	2.6	0.7	0.3

				Field Goals		3-Point		F-Throws		Rebounds										Scoring	
SEASON	TEAM	GP-GS	MIN/AVG	FG-FGA	FG%	3FG-3FGA	3FG%	FT-FTA	FT%	OFF	DEF	TOT	AVG	PF-FO	A	TO	BLK	STL	PTS	AVG	
2022-23	SE	28-28	824/29.4	112-269	.416	54-141	.383	54-68	.794	37	113	150	5.4	49-1	55	29	11	26	332	11.9	
2023-24	SE	32-32	1137/35.5	183-364	.503	84-196	.429	116-144	.806	47	119	166	5.2	63-0	66	40	14	48	566	17.7	
2024-25	SD	29-14	676/23.3	77-230	.335	46-142	.324	59-66	.894	7	70	77	2.7	56-0	28	26	10	28	259	8.9	
2025-26	Win	25-25	683/27.3	97-215	.451	63-155	.406	58-72	.806	34	73	107	4.3	43-0	34	13	7	17	315	12.6	
TOTAL FOR Win		25-25	683/27.3	97-215	.451	63-155	.406	58-72	.806	34	73	107	4.3	43-0	34	13	7	17	315	12.6	
TOTAL		114-99	3321/29.1	469-1078	.435	247-634	.390	287-350	.820	125	375	500	4.4	211-1	183	108	42	119	1472	12.9	



#15

Tommy Kamarad

Forward / 6-8 / 205 / Sr.
Buford, Ga.
(Arkansas Tech)

CAREER HIGHS

Points

Minutes

FGM

FGA

3PTFGM

3PTFGA

FTM

FTA

Rebounds

Assists

Blocks

Steals

Turnovers

22

38

9

15

5

10

8

8

11

4

3

3

3

five times

at SE Oklahoma (2/1/24)

at Oklahoma Baptist (1/11/24)

at SE Oklahoma (2/1/24)

three times

at SE Oklahoma (2/1/24)

two times

two times

Northwestern Okla. (3/9/24)

Ouachita Baptist (12/2/23)

four times

four times

vs. Queens (11/3/25)

BIG SOUTH

Points

Minutes

FGM

FGA

3PTFGM

3PTFGAs

FTM

FTA

Rebounds

Assists

Blocks

Steals

Turnovers

17

27

6

8

2

4

5

6

8

3

1

2

2

High Point (1/14/26)

at USC Upstate (2/8/25)

at USC Upstate (2/8/25)

two times

three times

Gardner-Webb (2/1/25)

two times

two times

at USC Upstate (2/8/25)

UNC Asheville (1/31/26)

seven times

three times

three times

EXTRA DRIBBLE

- In the first meeting with Radford he had nine points, two rebounds and two steals despite being in foul trouble
- Helped the Eagles knock off High Point with 17 points, 7 rebounds
- Did not play against Gardner-Webb but returned for 24 minutes vs. Charleston Southern, finishing with seven points and 7 rebounds
- Is an impressive 40-for-45 at the free throw line this season (89%)
- Made first start of the season vs. S.C. State and finished with a season-high 19 points (most as an Eagle)
- In the win over Mercer he posted a season-high 11 points as he was a perfect 4-for-4 at the foul line
- Eagles are 9-1 in games he scores nine or more points this season
- Started the opener and finished in double-figures with 10 points in just 10 minutes of action
- His 100th collegiate game came on Nov. 23 at Jackson State
- Started the last nine games of 2024-25 and in those nine games he averaged 6.1 ppg, 3.3 rpg and shooting 55 percent from the floor
- Came to Winthrop after playing two seasons at Arkansas Tech, starting 58-of-63 games played
- Helped the team to a Great American Conference Championship
- Named to the GACC All-Tournament Team
- Began career at Otero Junior College where he played 45 games with 22 starts

#15 KAMARAD, Tommy

Opponent	Date	GS	MIN	Total		3-Pointers		Free throws		Rebounds								PTS	AVG	
				FG-FGA	PCT	3FG-3FGA	PCT	FT-FTA	PCT	OFF	DEF	TOT	AVG	PF	A	TO	BLK			STL
vs Queens (NC)	11/03/2025		10:16	4-5	.800	2-2	1.000	0-0	.000	1	0	1	1.0	1	0	3	1	1	10	10.0
at George Mason	11/07/2025		13:47	1-4	.250	1-2	.500	2-2	1.000	1	1	2	1.5	2	0	0	0	0	5	7.5
at Coastal Carolina	11/11/2025		04:16	0-1	.000	0-0	.000	0-0	.000	0	0	0	1.0	0	2	0	0	0	0	5.0
Mercer	11/15/2025		18:12	3-6	.500	1-2	.500	4-4	1.000	2	2	4	1.8	1	1	0	0	3	11	6.5
at Arkansas	11/18/2025		09:14	1-3	.333	1-3	.333	0-0	.000	0	2	2	1.8	0	3	1	0	0	3	5.8
at Jackson St.	11/23/2025		14:39	3-6	.500	1-3	.333	0-0	.000	3	1	4	2.2	0	1	1	0	3	7	6.0
at Nebraska	11/25/2025		18:48	3-6	.500	2-4	.500	0-0	.000	1	3	4	2.4	2	2	0	0	1	8	6.3
South Carolina St.	11/29/2025	*	22:20	7-9	.778	2-3	.667	3-3	1.000	1	2	3	2.5	1	0	1	1	2	19	7.9
at LIU	12/02/2025		19:32	4-5	.800	0-0	.000	1-1	1.000	5	3	8	3.1	2	1	0	0	0	9	8.0
Coastal Carolina	12/06/2025		15:48	1-2	.500	0-1	.000	0-1	.000	2	3	5	3.3	2	0	2	0	0	2	7.4
Toccoa Falls	12/09/2025		15:18	3-6	.500	0-1	.000	4-4	1.000	5	2	7	3.6	1	2	1	0	1	10	7.6
Bob Jones	12/13/2025		15:24	5-8	.625	3-5	.600	6-6	1.000	3	2	5	3.8	1	1	1	1	1	19	8.6
at North Dakota	12/18/2025		13:14	2-2	1.000	1-1	1.000	4-4	1.000	0	0	0	3.5	5	0	1	0	0	9	8.6
Clinton	12/21/2025	*	19:57	5-6	.833	4-4	1.000	0-0	.000	1	4	5	3.6	2	3	2	1	3	14	9.0
at Texas Tech	12/28/2025	*	25:41	1-6	.167	0-3	.000	2-2	1.000	1	2	3	3.5	4	0	2	0	2	4	8.7
at Longwood	12/31/2025	*	23:05	0-4	.000	0-1	.000	5-6	.833	1	1	2	3.4	3	0	0	1	1	5	8.4
Charleston So.	01/07/2026		24:06	3-8	.375	1-3	.333	0-0	.000	4	3	7	3.6	2	0	1	1	0	7	8.4
at USC Upstate	01/10/2026	*	18:25	3-6	.500	0-2	.000	1-2	.500	3	3	6	3.8	2	0	0	0	0	7	8.3
High Point	01/14/2026		23:34	5-6	.833	2-3	.667	5-6	.833	2	5	7	3.9	3	2	2	1	2	17	8.7
at UNC Asheville	01/17/2026	*	21:11	0-3	.000	0-1	.000	0-0	.000	0	1	1	3.8	2	2	2	0	0	0	8.3
Radford	01/21/2026	*	17:41	3-7	.429	0-2	.000	3-4	.750	0	2	2	3.7	4	0	2	0	2	9	8.3
at Presbyterian	01/24/2026	*	20:58	2-5	.400	0-2	.000	0-0	.000	0	2	2	3.6	2	1	1	0	1	4	8.1
UNC Asheville	01/31/2026	*	26:36	1-6	.167	1-5	.200	0-0	.000	1	4	5	3.7	4	3	0	1	0	3	7.9
at Radford	02/04/2026	*	14:12	3-6	.500	0-1	.000	0-0	.000	0	0	0	3.5	2	1	0	0	0	6	7.8
Totals		10	426:14	63-126	.500	22-54	.407	40-45	.889	37	48	85	3.5	48	25	23	8	23	188	7.8

Player Averages

Games Played	Minutes/ game	Points/ game	FG Pct	3FG Pct	FT Pct	Rebounds/ game	Assists/ game	Turnovers/ game	Assist/Turnover ratio	Steals/ game	Blocks/ game
24	17.8	7.8	50.0	40.7	88.9	3.5	1.0	1.0	1.1	1.0	0.3

				Field Goals		3-Point		F-Throws		Rebounds										Scoring	
SEASON	TEAM	GP-GS	MIN/AVG	FG-FGA	FG%	3FG-3FGA	3FG%	FT-FTA	FT%	OFF	DEF	TOT	AVG	PF-FO	A	TO	BLK	STL	PTS	AVG	
2022-23	ATU	31-28	707/22.8	81-195	.415	29-81	.358	52-62	.839	35	86	121	3.9	74-1	27	36	24	26	243	7.8	
2023-24	ATU	32-30	873/27.3	143-281	.509	47-118	.398	58-71	.817	53	112	165	5.2	84-3	42	47	33	17	391	12.2	
2024-25	Win	31-14	420/13.6	44-101	.436	16-62	.258	15-29	.517	19	63	82	2.6	54-1	16	12	11	18	119	3.8	
2025-26	Win	23-9	412/17.9	60-120	.500	22-53	.415	40-45	.889	37	48	85	3.7	46-1	24	23	8	23	182	7.9	
TOTAL FOR Win		54-23	832/15.4	104-221	.471	38-115	.330	55-74	.743	56	111	167	3.1	100-2	40	35	19	41	301	5.6	
TOTAL		117-81	2412/20.6	328-697	.471	114-314	.363	165-207	.797	144	309	453	3.9	258-6	109	118	76	84	935	8.0	



#21

Tai Hamilton

Forward / 6-10 / 200 / Jr.
Charlotte, N.C.
(William & Mary)

CAREER HIGHS

Points

10

three times

Minutes

23

two times

FGM

5

Toccoa Falls (12/9/25)

FGA

6

Toccoa Falls (12/9/25)

3PTFGM

n/a

3PTFGA

n/a

FTM

4

three times

FTA

6

Piedmont (11/4/24)

Rebounds

11

Toccoa Falls (12/9/25)

Assists

2

three times

Blocks

5

Toccoa Falls (12/9/25)

Steals

3

Delaware (2/1/24)

Turnovers

3

four times

BIG SOUTH

Points

4

two times

Minutes

18

Charleston Southern (1/15/25)

FGM

1

four times

FGA

3

Charleston Southern (1/15/25)

3PTFGM

n/a

3PTFGAs

n/a

FTM

2

two times

FTA

4

Charleston Southern (1/7/26)

Rebounds

6

Charleston Southern (1/15/25)

Assists

n/a

Blocks

2

at Gardner-Webb (1/8/25)

Steals

2

at Radford (1/4/25)

Turnovers

2

Charleston Southern (1/7/26)

EXTRA DRIBBLE

- His block led to a go-ahead basket on the other end with 14:11 to play in game vs. CSU
- Solid contributions in CSU game with four points, 2 rebounds, block in six minutes
- Recorded second career double-double, tying a career-best 10 points and pulling down a career-high 11 rebounds vs. Toccoa Falls
- Also set a career-high with five blocks, the first Eagle with five or more blocks since Nov. 17, 2018 (Josh Ferguson - 5)
- Solid game off the bench at Nebraska with four points, four rebounds
- Against Mercer he had a six rebound and one assist performance in 15 minutes
- Had six multi-block games and was tied 8th in the Big South in blocks per game (0.8) in 2024-25
- Posted a double-double in the opener with 10 points, 10 rebounds (both career-highs) vs. Piedmont
- Transferred from William & Mary where he played in 26 games as a freshman
- Ranked 14th in the Coastal Athletic Association in blocks per game (nearly one per game - .85)
- Only played two years of high school basketball
- Selected for Queen City All-Star Game in 2023
- Led state of North Carolina with 4.6 blocks per game in 2021-22
- Played AAU for ACE Elite in 2021 and 2022

#21 HAMILTON, Tai

Opponent	Date	GS	MIN	Total		3-Pointers		Free throws		Rebounds				PF		A		TO		BLK		STL		PTS		AVG
				FG-FGA	PCT	3FG-3FGA	PCT	FT-FTA	PCT	OFF	DEF	TOT	AVG													
vs Queens (NC)	11/03/2025		07:53	0-0	.000	0-0	.000	0-0	.000	0	0	0	0.0	4	0	1	2	0	0	0	0	0	0.0			
at George Mason	11/07/2025		05:04	0-0	.000	0-0	.000	0-0	.000	0	1	1	0.5	2	0	0	1	0	0	0	0	0	0.0			
at Coastal Carolina	11/11/2025		02:16	0-0	.000	0-0	.000	0-0	.000	0	0	0	0.3	0	0	0	0	0	0	0	0	0	0.0			
Mercer	11/15/2025		14:36	0-1	.000	0-0	.000	0-0	.000	1	5	6	1.8	4	1	2	0	0	0	0	0	0	0.0			
at Arkansas	11/18/2025		05:31	0-0	.000	0-0	.000	0-0	.000	0	0	0	1.4	1	0	0	0	0	0	0	0	0	0.0			
at Jackson St.	11/23/2025		11:39	3-3	1.000	0-0	.000	4-4	1.000	2	2	4	1.8	1	1	0	0	1	10	1	10	1.7				
at Nebraska	11/25/2025		13:55	2-3	.667	0-0	.000	0-2	.000	1	3	4	2.1	1	2	1	1	0	4	2	4	2.0				
Coastal Carolina	12/06/2025		05:42	0-1	.000	0-0	.000	1-2	.500	1	2	3	2.3	2	0	1	0	0	1	1	1	1.9				
Toccoa Falls	12/09/2025		22:37	5-6	.833	0-0	.000	0-0	.000	3	8	11	3.2	1	1	3	5	2	10	2	10	2.8				
Bob Jones	12/13/2025		11:35	3-4	.750	0-0	.000	4-4	1.000	4	5	9	3.8	1	0	2	1	2	10	3	10	3.5				
at North Dakota	12/18/2025		05:12	1-1	1.000	0-0	.000	0-2	.000	0	1	1	3.5	2	0	1	1	0	2	3.4						
Clinton	12/21/2025		07:22	2-2	1.000	0-0	.000	0-0	.000	1	4	5	3.7	1	0	0	0	0	4	3.4						
at Texas Tech	12/28/2025		01:43	0-0	.000	0-0	.000	0-0	.000	0	0	0	3.4	0	0	0	0	0	0	0	0	3.2				
Gardner-Webb	01/03/2026		04:33	0-2	.000	0-0	.000	0-0	.000	2	0	2	3.3	3	0	0	0	0	0	0	0	2.9				
Charleston So.	01/07/2026		06:52	1-1	1.000	0-0	.000	2-4	.500	2	0	2	3.2	2	0	2	1	0	4	3	4	3.0				
UNC Asheville	01/31/2026		02:51	0-0	.000	0-0	.000	0-0	.000	1	0	1	3.1	0	0	0	0	0	0	0	0	2.8				
Totals			0 129:21	17-24	.708	0-0	.000	11-18	.611	18	31	49	3.1	25	5	13	12	5	45	2	45	2.8				

Player Averages

Games Played	Minutes/ game	Points/ game	FG Pct	3FG Pct	FT Pct	Rebounds/ game	Assists/ game	Turnovers/ game	Assist/Turnover ratio	Steals/ game	Blocks/ game
16	8.1	2.8	70.8	0.0	61.1	3.1	0.3	0.8	0.4	0.3	0.8

				Field Goals		3-Point		F-Throws		Rebounds									Scoring	
SEASON	TEAM	GP-GS	MIN/AVG	FG-FGA	FG%	3FG-3FGA	3FG%	FT-FTA	FT%	OFF	DEF	TOT	AVG	PF-FO	A	TO	BLK	STL	PTS	AVG
2023-24	W&M	26-0	316/12.2	16-28	.571	0-0	.000	6-23	.261	25	55	80	3.1	64-4	6	18	22	13	38	1.5
2024-25	Win	28-0	220/7.9	18-37	.486	0-0	.000	18-32	.563	31	38	69	2.5	48-2	4	13	22	11	54	1.9
2025-26	Win	16-0	129/8.1	17-24	.708	0-0	.000	11-18	.611	18	31	49	3.1	25-0	5	13	12	5	45	2.8
TOTAL FOR Win		44-0	350/7.9	35-61	.574	0-0	.000	29-50	.580	49	69	118	2.7	73-2	9	26	34	16	99	2.3
TOTAL		70-0	666/9.5	51-89	.573	0-0	.000	35-73	.479	74	124	198	2.8	137-6	15	44	56	29	137	2.0



#22

Henry Harrison

Guard / 5-11 / 175 / Jr.
Lewisburg, Pa.
(Lewisburg H.S.)

- EXTRA DRIBBLE
- Scored first points of the season vs. Toccoa Falls
 - Drilled his only shot vs. Clinton with a right wing three
 - Saw first action of the season vs. Mercer with three minutes
 - Saw action in seven games in each of his first two seasons
 - Made all of his three-point attempts (3-for-3) as a freshman
 - Had a season-high four minutes vs. Brevard/vs. Toccoa Falls
 - Lettered in soccer (4 yrs.) and basketball (3 yrs.) at Lewisburg H.S.
 - Was team captain in 2023 and named to First Team All-Conference

CAREER HIGHS

Points

3

three times

Minutes

4

two times

FGM

1

five times

FGA

3

Piedmont (11/4/24)

3PTFGM

1

three times

3PTFGA

2

three times

FTM

n/a

FTA

n/a

Rebounds

1

at Charleston Southern (2/5/25)

Assists

1

Bob Jones (11/28/23)

Blocks

n/a

Steals

1

Charleston Southern (2/7/24)

Turnovers

2

Mercer (11/15/25)

Points

n/a

Minutes

2

at Charleston Southern (1/24/24)

FGM

n/a

FGA

n/a

3PTFGM

n/a

3PTFGAs

n/a

FTM

n/a

FTA

n/a

Rebounds

1

at Charleston Southern (2/5/25)

Assists

n/a

Blocks

n/a

Steals

1

Charleston Southern (2/7/24)

Turnovers

n/a

Points

n/a

Minutes

2

at Charleston Southern (1/24/24)

FGM

n/a

FGA

n/a

3PTFGM

n/a

3PTFGAs

n/a

FTM

n/a

FTA

n/a

Rebounds

1

at Charleston Southern (2/5/25)

Assists

n/a

Blocks

n/a

Steals

1

Charleston Southern (2/7/24)

Turnovers

n/a

Points

n/a

Minutes

2

at Charleston Southern (1/24/24)

FGM

n/a

FGA

n/a

3PTFGM

n/a

3PTFGAs

n/a

FTM

n/a

FTA

n/a

Rebounds

1

at Charleston Southern (2/5/25)

Assists

n/a

Blocks

n/a

Steals

1

Charleston Southern (2/7/24)

Turnovers

n/a

#22 HARRISON, Henry

Opponent	Date	GS	MIN	Total		3-Pointers		Free throws		Rebounds				PF		A	TO	BLK	STL	PTS	AVG
				FG-FGA	PCT	3FG-3FGA	PCT	FT-FTA	PCT	OFF	DEF	TOT	AVG								
Mercer	11/15/2025		03:31	0-0	.000	0-0	.000	0-0	.000	0	0	0	0.0	0	0	2	0	0	0	0.0	
South Carolina St.	11/29/2025		02:07	0-1	.000	0-1	.000	0-0	.000	0	0	0	0.0	1	0	0	0	0	0	0.0	
Toccoa Falls	12/09/2025		02:10	1-2	.500	0-0	.000	0-0	.000	0	0	0	0.0	0	0	0	0	0	2	0.7	
Bob Jones	12/13/2025		03:30	0-1	.000	0-1	.000	0-0	.000	0	0	0	0.0	0	0	0	0	0	0	0.5	
Clinton	12/21/2025		02:49	1-1	1.000	1-1	1.000	0-0	.000	0	0	0	0.0	1	1	1	0	0	3	1.0	
at USC Upstate	01/10/2026		00:20	0-0	.000	0-0	.000	0-0	.000	0	0	0	0.0	0	0	0	0	0	0	0.8	
UNC Asheville	01/31/2026		00:30	0-0	.000	0-0	.000	0-0	.000	0	0	0	0.0	0	0	0	0	0	0	0.7	
Totals		0	14:57	2-5	.400	1-3	.333	0-0	.000	0	0	0	0.0	2	1	3	0	0	5	0.7	

Player Averages

Games Played	Minutes/ game	Points/ game	FG Pct	3FG Pct	FT Pct	Rebounds/ game	Assists/ game	Turnovers/ game	Assist/Turnover ratio	Steals/ game	Blocks/ game
7	2.1	0.7	40.0	33.3	0.0	0.0	0.1	0.4	0.3	0.0	0.0

				Field Goals		3-Point		F-Throws		Rebounds									Scoring	
SEASON	TEAM	GP-GS	MIN/AVG	FG-FGA	FG%	3FG-3FGA	3FG%	FT-FTA	FT%	OFF	DEF	TOT	AVG	PF-FO	A	TO	BLK	STL	PTS	AVG
2023-24	Win	7-0	16/2.3	3-3	1.000	3-3	1.000	0-0	.000	0	0	0	0.0	0-0	1	3	0	1	9	1.3
2024-25	Win	7-0	14/2.0	1-7	.143	0-6	.000	0-0	.000	0	1	1	0.1	1-0	1	0	0	0	2	0.3
2025-26	Win	7-0	15/2.1	2-5	.400	1-3	.333	0-0	.000	0	0	0	0.0	2-0	1	3	0	0	5	0.7
TOTAL		21-0	45/2.1	6-15	.400	4-12	.333	0-0	.000	0	1	1	0.0	3-0	3	6	0	1	16	0.8



#23

Ed Nnamoko

Forward / 6-10 / 230 / Sr.
Lagos, Nigeria
(New Mexico St.)

CAREER HIGHS

Points

11

three times

Minutes

26

James Madison (2/28/24)

FGM

4

four times

FGA

7

Toccoa Falls (12/19/23)

3PTFGM

n/a

3PTFGA

n/a

FTM

7

Texas A&M-CC (11/14/24)

FTA

8

Texas A&M-CC (11/14/24)

Rebounds

16

Toccoa Falls (12/19/23)

Assists

2

two times

Blocks

3

two times

Steals

2

at James Madison (2/15/24)

Turnovers

5

Clinton College (12/21/25)

BIG SOUTH

Points

7

High Point (1/14/26)

Minutes

12

at UNC Asheville (1/17/26)

FGM

2

three times

FGA

5

at UNC Asheville (1/17/26)

3PTFGM

n/a

3PTFGAs

1

at UNC Asheville (1/17/26)

FTM

3

High Point (1/14/26)

FTA

4

High Point (1/14/26)

Rebounds

7

at USC Upstate (1/10/26)

Assists

1

at UNC Asheville (1/17/26)

Blocks

1

two times

Steals

n/a

Turnovers

2

Charleston Southern (1/7/26)

EXTRA DRIBBLE

One of best contributions in league play came at Asheville with six points, three rebounds and one assists in 12 minutes

Strong nine minutes off the bench vs. High Point as he had seven points

Had five offensive rebounds and seven total at Upstate(3rd game of the season with five offensive boards)

Solid game off the bench at Texas Tech with six points, six rebounds

Had his first double-digit rebound game as an Eagle with 11 vs. Clinton,

Played a season-high 17 minutes vs. Toccoa Falls as he tied his career-high of 11 points

Played eight minutes off the bench at Nebraska finishing with four points, four rebounds

Came off the bench at Arkansas to lead the team in rebounds (5) in 12 minutes of action

Came off the bench for six points, five rebounds in 10 minutes against Queens

Transfer from New Mexico State where he played in 20 games

Prior to New Mexico State he spent his first two seasons at Georgia State where he played in 56 games with 19 starts

Posted first collegiate double-double as a sophomore with 11 points and 16 rebounds against Toccoa Falls

After going 11-for-28 at the free throw line as a freshman, the next two seasons were huge improvements at 33-for-42 (.786) as a sophomore and 12-for-15 (.800) as a junior

Native to Nigeria who came to the U.S. as a sophomore in high school

Attended Riviera Prep in Miami, Fla.

#23 NNAMOKO, Edward

Opponent	Date	GS	MIN	Total		3-Pointers		Free throws		Rebounds				PF		A		BLK		STL		PTS		AVG
				FG-FGA	PCT	3FG-3FGA	PCT	FT-FTA	PCT	OFF	DEF	TOT	AVG											
vs Queens (NC)	11/03/2025		09:57	3-5	.600	0-0	.000	0-0	.000	3	2	5	5.0	3	0	1	0	0	0	0	6	6.0		
at George Mason	11/07/2025		10:27	1-3	.333	0-0	.000	0-0	.000	0	2	2	3.5	3	0	0	0	1	0	1	2	4.0		
at Coastal Carolina	11/11/2025		06:48	0-0	.000	0-0	.000	0-3	.000	0	1	1	2.7	2	0	0	0	0	0	0	0	2.7		
Mercer	11/15/2025		15:44	3-5	.600	0-0	.000	0-0	.000	1	2	3	2.8	2	0	1	1	0	0	0	6	3.5		
at Arkansas	11/18/2025		12:20	1-5	.200	0-0	.000	0-0	.000	2	3	5	3.2	3	1	1	0	0	0	0	2	3.2		
at Jackson St.	11/23/2025		06:58	2-3	.667	0-0	.000	0-0	.000	0	0	0	2.7	2	1	0	0	1	0	1	4	3.3		
at Nebraska	11/25/2025		08:42	1-1	1.000	0-0	.000	2-5	.400	2	2	4	2.9	0	0	0	1	0	0	4	3.4			
South Carolina St.	11/29/2025		07:58	0-0	.000	0-0	.000	2-2	1.000	0	2	2	2.8	3	0	1	0	0	0	2	3.3			
at LIU	12/02/2025		02:56	0-1	.000	0-0	.000	0-0	.000	0	0	0	2.4	0	0	0	0	0	0	0	2.9			
Coastal Carolina	12/06/2025		08:45	0-0	.000	0-0	.000	0-0	.000	0	1	1	2.3	3	0	1	1	0	0	0	2.6			
Toccoa Falls	12/09/2025	*	17:23	4-4	1.000	0-0	.000	3-3	1.000	3	1	4	2.5	2	0	1	1	0	0	11	3.4			
Bob Jones	12/13/2025		11:51	3-4	.750	0-0	.000	1-2	.500	2	3	5	2.7	0	0	0	1	1	0	7	3.7			
at North Dakota	12/18/2025	*	14:18	3-3	1.000	0-0	.000	0-1	.000	1	1	2	2.6	2	0	0	0	1	0	6	3.8			
Clinton	12/21/2025		14:26	3-5	.600	0-0	.000	3-3	1.000	5	6	11	3.2	0	0	5	0	0	0	9	4.2			
at Texas Tech	12/28/2025		09:57	2-4	.500	0-0	.000	2-2	1.000	5	1	6	3.4	2	0	1	0	0	0	6	4.3			
at Longwood	12/31/2025		06:54	0-1	.000	0-0	.000	0-2	.000	2	0	2	3.3	0	0	0	0	0	0	0	4.1			
Gardner-Webb	01/03/2026		05:15	2-2	1.000	0-0	.000	1-2	.500	1	0	1	3.2	0	0	0	0	0	0	5	4.1			
Charleston So.	01/07/2026		11:32	1-2	.500	0-0	.000	1-1	1.000	1	3	4	3.2	2	0	2	0	0	0	3	4.1			
at USC Upstate	01/10/2026		10:08	1-4	.250	0-0	.000	1-2	.500	5	2	7	3.4	2	0	1	1	0	0	3	4.0			
High Point	01/14/2026		09:22	2-4	.500	0-0	.000	3-4	.750	1	1	2	3.4	3	0	0	0	0	0	7	4.2			
at UNC Asheville	01/17/2026		12:10	2-5	.400	0-1	.000	2-2	1.000	1	2	3	3.3	2	1	0	0	0	0	6	4.2			
Radford	01/21/2026		08:45	1-1	1.000	0-0	.000	1-2	.500	0	0	3	3.2	2	0	0	0	1	0	3	4.2			
at Presbyterian	01/24/2026		08:30	0-0	.000	0-0	.000	0-0	.000	0	1	1	3.1	1	0	0	1	0	0	0	4.0			
UNC Asheville	01/31/2026		04:28	0-0	.000	0-0	.000	0-0	.000	1	0	1	3.0	3	0	1	0	0	0	0	3.8			
at Radford	02/04/2026		07:42	0-0	.000	0-0	.000	1-2	.500	0	0	0	2.9	1	1	0	0	0	0	1	3.7			
Totals			2	243:15	35-62	.565	0-1	.000	23-38	.605	36	36	72	2.9	43	4	16	7	5	93	3.7			

Player Averages

Games Played	Minutes/ game	Points/ game	FG Pct	3FG Pct	FT Pct	Rebounds/ game	Assists/ game	Turnovers/ game	Assist/Turnover ratio	Steals/ game	Blocks/ game
25	9.7	3.7	56.5	0.0	60.5	2.9	0.2	0.6	0.3	0.2	0.3

				Field Goals		3-Point		F-Throws		Rebounds										Scoring	
SEASON	TEAM	GP-GS	MIN/AVG	FG-FGA	FG%	3FG-3FGA	3FG%	FT-FTA	FT%	OFF	DEF	TOT	AVG	PF-FO	A	TO	BLK	STL		PTS	AVG
2022-23	GSU	28-19	449/16.0	20-47	.426	0-0	.000	11-28	.393	39	62	101	3.6	53-0	4	26	18	2		51	1.8
2023-24	GSU	28-0	431/15.4	26-53	.491	0-0	.000	33-42	.786	40	84	124	4.4	53-0	13	21	18	11		85	3.0
2024-25	NMSU	20-0	103/5.1	4-9	.444	0-0	.000	12-15	.800	6	13	19	1.0	22-0	5	11	6	0		20	1.0
2025-26	Win	25-2	243/9.7	35-62	.565	0-1	.000	23-38	.605	36	36	72	2.9	43-0	4	16	7	5		93	3.7
TOTAL FOR Win		25-2	243/9.7	35-62	.565	0-1	.000	23-38	.605	36	36	72	2.9	43-0	4	16	7	5		93	3.7
TOTAL		101-21	1226/12.1	85-171	.497	0-1	.000	79-123	.642	121	195	316	3.1	171-0	26	74	49	18		249	2.5



#25

Seifeldin Hendawy

Guard / 6-8 / 200 / SO.
Cairo, Egypt
(Loyola Chicago)

CAREER HIGHS

Points

12

four times

Minutes

24

Clinton College (12/21/25)

FGM

4

two times

FGA

8

four times

3PTFGM

3

at Jackson St. (11/23/25)

3PTFGA

6

S.C. State (11/29/25)

FTM

8

Bob Jones (12/13/25)

FTA

9

Bob Jones (12/13/25)

Rebounds

9

Bob Jones (12/13/25)

Assists

3

four times

Blocks

2

two times

Steals

3

at George Mason (11/7/25)

Turnovers

3

three times

BIG SOUTH

Points

12

at Presbyterian (1/24/26)

Minutes

22

Gardner-Webb (1/3/26)

FGM

3

three times

FGA

8

at USC Upstate (1/10/26)

3PTFGM

2

UNC Asheville (1/31/26)

3PTFGAs

4

UNC Asheville (1/31/26)

FTM

6

at Presbyterian (1/24/26)

FTA

6

at Presbyterian (1/24/26)

Rebounds

7

two times

Assists

3

at Radford (2/4/26)

Blocks

1

three times

Steals

3

at Presbyterian (1/24/26)

Turnovers

2

at Radford (2/4/26)

EXTRA DRIBBLE

- Averaging 8.7 ppg, 4.0 rpg and shooting 50 percent over the last three games
- Put up sixth double-figure game of the season with 12 in the win at PC
- In the game at PC he matched his career-best of three steals
- Solid game off the bench vs. High Point with six points, six rebounds and two assists
- Made first start as an Eagle vs. Gardner-Webb, finishing with four points and seven rebounds
- Top performer off the bench at Texas Tech with nine points, four rebounds, two assists
- Has four games with three and nine multi-assist games on the year
- Led the Eagles in assists at Nebraska, matching a career-high three
- Came off the bench for a career-high 12 points and career-best three assists in the win at Jackson St.
- Solid numbers at Arkansas with six points, career-high 4 rebounds, an assist and a steal
- Played 17 minutes off the bench in the opener and has been first off the bench in both games
- Had a career-high five points to go along with three rebounds and an assist in his Eagle debut
- Didn't score in 10 minutes at Coastal, but chipped in with three rebound, an assist and a block
- Transfer from Loyola Chicago where he played in 16 games as a freshman (4.4 minutes per game)
- Four star recruit per On3, ranking 67th nationally
- Three start recruit per 247 sports and a Top-35 small forward
- Helped Egypt clinch the 2021 FIBA U16 African Championship

#25 HENDAWY, Seifeldin																			
		Total		3-Pointers		Free throws		Rebounds											
Opponent	Date	GS	MIN	FG-FGA	PCT	3FG-3FGA	PCT	FT-FTA	PCT	OFF	DEF	TOT	AVG	PF	A	TO	BLK	STL	PTS
vs Queens (NC)	11/03/2025		16:09	1-4	.250	0-1	.000	3-4	.750	1	2	3	3.0	2	1	0	0	0	5
at George Mason	11/07/2025		12:46	1-3	.333	1-3	.333	0-0	.000	0	0	0	1.5	3	0	0	0	3	4.0
at Coastal Carolina	11/11/2025		09:39	0-4	.000	0-1	.000	0-0	.000	0	3	3	2.0	1	1	1	1	0	2.7
Mercer	11/15/2025		15:05	4-7	.571	0-2	.000	2-3	.667	2	3	5	2.8	1	0	0	0	0	10
at Arkansas	11/18/2025		21:33	3-5	.600	0-1	.000	0-0	.000	1	3	4	3.0	1	1	0	0	1	6
at Jackson St.	11/23/2025		20:00	4-6	.667	3-5	.600	1-2	.500	0	4	4	3.2	1	3	2	0	0	12
at Nebraska	11/25/2025		20:46	2-6	.333	1-5	.200	0-0	.000	0	4	4	3.3	3	3	1	0	0	5
South Carolina St.	11/29/2025		19:55	2-8	.250	1-6	.167	1-1	1.000	2	2	4	3.4	2	2	2	0	0	6
at LIU	12/02/2025		09:45	1-2	.500	0-0	.000	0-0	.000	0	1	1	3.1	2	0	1	0	0	2
Coastal Carolina	12/06/2025		16:03	1-4	.250	0-1	.000	3-4	.750	1	1	2	3.0	0	2	0	0	0	5
Toccoa Falls	12/09/2025		22:21	3-8	.375	2-4	.500	2-2	1.000	0	6	6	3.3	1	1	0	0	0	10
Bob Jones	12/13/2025		22:15	2-7	.286	0-2	.000	8-9	.889	2	7	9	3.8	1	3	3	2	1	12
at North Dakota	12/18/2025		12:34	0-1	.000	0-0	.000	0-0	.000	0	2	2	3.6	1	0	1	1	0	0
Clinton	12/21/2025		23:40	3-6	.500	0-2	.000	6-8	.750	2	2	4	3.6	1	3	1	0	0	12
at Texas Tech	12/28/2025		20:40	2-6	.333	0-2	.000	5-8	.625	1	3	4	3.7	1	2	3	0	1	9
at Longwood	12/31/2025		13:09	1-4	.250	0-1	.000	4-4	1.000	1	1	2	3.6	2	2	1	0	0	6
Gardner-Webb	01/03/2026	*	22:08	1-7	.143	0-1	.000	2-2	1.000	4	3	7	3.8	1	0	0	1	0	4
Charleston So.	01/07/2026	*	17:12	2-6	.333	0-1	.000	0-2	.000	1	5	6	3.9	2	1	1	0	0	4
at USC Upstate	01/10/2026		19:58	0-8	.000	0-3	.000	0-0	.000	4	2	6	4.0	2	1	1	1	0	0
High Point	01/14/2026		17:49	3-5	.600	0-2	.000	0-0	.000	2	4	6	4.1	0	2	1	0	0	6
at UNC Asheville	01/17/2026		20:55	1-4	.250	1-3	.333	3-4	.750	0	7	7	4.2	5	0	0	0	0	6
Radford	01/21/2026		11:44	0-2	.000	0-1	.000	0-0	.000	1	2	3	4.2	2	1	1	1	0	0
at Presbyterian	01/24/2026		19:20	3-8	.375	0-1	.000	6-6	1.000	0	3	3	4.1	1	1	1	0	3	12
UNC Asheville	01/31/2026		16:28	3-6	.500	2-4	.500	0-0	.000	1	2	3	4.1	2	2	1	0	0	8
at Radford	02/04/2026		18:54	3-4	.750	0-1	.000	0-0	.000	2	4	6	4.2	5	3	2	0	0	6
Totals		2	440:50	46-131	.351	11-53	.208	46-59	.780	28	76	104	4.2	43	35	24	7	9	149

Player Averages											
Games Played	Minutes/ game	Points/ game	FG Pct	3FG Pct	FT Pct	Rebounds/ game	Assists/ game	Turnovers/ game	Assist/Turnover ratio	Steals/ game	Blocks/ game
25	17.6	6.0	35.1	20.8	78.0	4.2	1.4	1.0	1.5	0.4	0.3

				Field Goals		3-Point		F-Throws		Rebounds										Scoring	
SEASON	TEAM	GP-GS	MIN/AVG	FG-FGA	FG%	3FG-3FGA	3FG%	FT-FTA	FT%	OFF	DEF	TOT	AVG	PF-FO	A	TO	BLK	STL		PTS	AVG
2024-25	Loyola	16-0	71/4.4	5-17	.294	1-6	.167	3-4	.750	0	6	6	0.4	7-0	4	9	2	4		14	0.9
2025-26	Win	25-2	441/17.6	46-131	.351	11-53	.208	46-59	.780	28	76	104	4.2	43-2	35	24	7	9		149	6.0
TOTAL FOR Win		25-2	441/17.6	46-131	.351	11-53	.208	46-59	.780	28	76	104	4.2	43-2	35	24	7	9		149	6.0
TOTAL		41-2	512/12.5	51-148	.345	12-59	.203	49-63	.778	28	82	110	2.7	50-2	39	33	9	13		163	4.0



#51

Logan Duncomb

Center / 6-10 / 230 / Sr.
Cincinnati, Ohio
(Xavier)

CAREER HIGHS

Points

Minutes

FGM

FGA

3PTFGM

3PTFGA

FTM

FTA

Rebounds

Assists

Blocks

Steals

Turnovers

38

33

13

22

n/a

1

18

19

15

4

3

3

7

at Presbyterian (1/24/26)

at Longwood (12/31/25)

at Presbyterian (1/24/26)

at Presbyterian (1/24/26)

two times

UNC Asheville (1/31/26)

UNC Asheville (1/31/26)

at Presbyterian (1/24/26)

High Point (1/14/26)

at LIU (12/2/25)

at Longwood (2/27/25)

UNC Asheville (1/31/26)

BIG SOUTH

Points

Minutes

FGM

FGA

3PTFGM

3PTFGAs

FTM

FTA

Rebounds

Assists

Blocks

Steals

Turnovers

38

33

13

22

n/a

1

12

17

15

5

2

3

7

at Presbyterian (1/24/26)

at Longwood (12/31/25)

at Presbyterian (1/24/26)

at Presbyterian (1/24/26)

Charleston Southern (1/7/26)

at Presbyterian (1/24/26)

at Presbyterian (1/24/26)

at Radford (2/4/26)

three times

at Longwood (2/27/25)

UNC Asheville (1/31/26)

- EXTRA DRIBBLE
- Scored on a putback with two seconds left to lift Winthrop over Radford on the road
 - Posted a career-high 38 points and career-best 15 rebounds in the win at Presbyterian (also had two assists, two steals and a block)
 - The 38 points are tied for the 3rd most by an Eagle in a road game and marks the 3rd most in a Big South road game
 - Led the Eagles with 26 points in the win over UNC Asheville on Jan. 31 as he tied a program single-game record with 18 made free throws (18-of-19)
 - His 205 free throw attempts are the 3rd most by an Eagle in a single-season and he's now 7th in free throws made
 - Had 10 rebounds in the win over UNCA for his eighth double-double of the season
 - After his 26 against UNCA he now has 10 games with 20 or more points
 - Top performer around the league on opening day for Big South play with a career-high 31 points at Longwood
 - Near double-double at Texas Tech with 11 points, nine rebounds Recorded fourth career double-double with 14 points and a career-high 14 rebounds vs. Clinton (18 minutes)
 - Named Big South Conference Co-Player of the Week (Dec. 8) and Player of the Week (Jan. 5)
 - 1st in the Big South in field goal percentage (.614), 2nd in rebounding (8.25) and 4th in scoring (17.35)
 - Played his first full season of collegiate basketball in 2024-25 after missing 2023-24 and having combined for 18 games his first two years (both at Indiana)
 - Began collegiate career at Indiana, transferred to Xavier and now at Winthrop
 - Has battled through injuries most of his collegiate career
 - Led Moeller High School to a state title in 2019
 - Named the GCL Co-Player of the Year / McDonalds All-American Nominee

#51 DUNCOMB, Logan

				Total		3-Pointers		Free throws		Rebounds											
Opponent	Date	GS	MIN	FG-FGA	PCT	3FG-3FGA	PCT	FT-FTA	PCT	OFF	DEF	TOT	AVG	PF	A	TO	BLK	STL	PTS	AVG	
vs Queens (NC)	11/03/2025	*	21:34	3-7	.429	0-0	.000	6-8	.750	5	3	8	8.0	3	0	1	1	1	12	12.0	
at George Mason	11/07/2025	*	24:21	5-7	.714	0-0	.000	6-8	.750	2	2	4	6.0	6	1	1	0	0	16	14.0	
at Coastal Carolina	11/11/2025	*	30:41	6-13	.462	0-0	.000	9-14	.643	3	7	10	7.3	1	0	3	1	1	21	16.3	
Mercer	11/15/2025	*	07:55	0-2	.000	0-0	.000	0-0	.000	0	0	0	5.5	5	0	0	0	0	0	12.3	
at Arkansas	11/18/2025	*	21:57	6-10	.600	0-0	.000	1-2	.500	2	2	4	5.2	5	2	1	1	0	13	12.4	
at Jackson St.	11/23/2025	*	21:23	6-10	.600	0-0	.000	2-2	1.000	2	0	2	4.7	2	0	0	1	1	14	12.7	
at Nebraska	11/25/2025	*	16:25	4-7	.571	0-0	.000	0-0	.000	7	3	10	5.4	5	2	3	1	1	8	12.0	
South Carolina St.	11/29/2025	*	26:06	8-11	.727	0-0	.000	3-4	.750	4	5	9	5.9	1	0	3	1	1	19	12.9	
at LIU	12/02/2025	*	30:07	11-13	.846	0-0	.000	6-9	.667	3	3	6	5.9	5	1	0	3	1	28	14.6	
Coastal Carolina	12/06/2025	*	25:16	5-10	.500	0-1	.000	6-7	.857	5	7	12	6.5	3	1	2	2	0	16	14.7	
Bob Jones	12/13/2025	*	16:34	11-11	1.000	0-0	.000	1-3	.333	3	7	10	6.8	0	0	0	0	0	23	15.5	
at North Dakota	12/18/2025	*	18:57	4-5	.800	0-0	.000	13-17	.765	3	6	9	7.0	5	2	2	0	0	21	15.9	
Clinton	12/21/2025	*	18:12	5-9	.556	0-0	.000	4-10	.400	4	10	14	7.5	2	2	2	1	2	14	15.8	
at Texas Tech	12/28/2025	*	28:20	4-13	.308	0-0	.000	3-6	.500	4	5	9	7.6	3	0	3	0	2	11	15.4	
at Longwood	12/31/2025	*	33:06	12-16	.750	0-0	.000	7-11	.636	6	7	13	8.0	2	1	2	0	0	31	16.5	
Gardner-Webb	01/03/2026	*	29:58	7-8	.875	0-0	.000	7-9	.778	4	6	10	8.1	3	1	2	1	1	21	16.8	
Charleston So.	01/07/2026	*	18:19	10-15	.667	0-1	.000	6-10	.600	3	4	7	8.1	3	1	1	0	0	26	17.3	
at USC Upstate	01/10/2026	*	29:52	2-6	.333	0-0	.000	4-6	.667	1	12	13	8.3	0	3	2	2	1	8	16.8	
High Point	01/14/2026	*	30:27	9-13	.692	0-0	.000	10-12	.833	0	6	6	8.2	1	4	0	1	0	28	17.4	
at UNC Asheville	01/17/2026	*	27:46	3-11	.273	0-0	.000	11-14	.786	5	4	9	8.3	3	1	4	1	2	17	17.4	
Radford	01/21/2026	*	31:15	5-11	.455	0-0	.000	7-10	.700	1	6	7	8.2	3	1	4	0	1	17	17.3	
at Presbyterian	01/24/2026	*	31:31	13-22	.591	0-0	.000	12-17	.706	7	8	15	8.5	3	2	2	1	2	38	18.3	
UNC Asheville	01/31/2026	*	32:41	4-9	.444	0-0	.000	18-19	.947	4	6	10	8.6	4	2	7	1	0	26	18.6	
at Radford	02/04/2026	*	32:18	7-9	.778	0-0	.000	4-7	.571	3	9	12	8.7	1	5	2	0	2	18	18.6	
Totals			23	605:00	150-248	.605	0-2	.000	146-205	.712	81	128	209	8.7	69	32	47	19	19	446	18.6

Player Averages

Games Played	Minutes/game	Points/game	FG Pct	3FG Pct	FT Pct	Rebounds/game	Assists/game	Turnovers/game	Assist/Turnover ratio	Steals/game	Blocks/game
24	25.2	18.6	60.5	0.0	71.2	8.7	1.3	2.0	0.7	0.8	0.8

				Field Goals		3-Point		F-Throws		Rebounds									Scoring	
SEASON	TEAM	GP-GS	MIN/AVG	FG-FGA	FG%	3FG-3FGA	3FG%	FT-FTA	FT%	OFF	DEF	TOT	AVG	PF-FO	A	TO	BLK	STL	PTS	AVG
2021-22	IND	9-0	19/2.1	2-4	.500	0-0	.000	2-2	1.000	3	3	6	0.7	3-0	1	3	1	1	6	0.7
2022-23	IND	9-0	51/5.7	12-16	.750	0-0	.000	2-7	.286	5	10	15	1.7	8-0	2	3	5	1	26	2.9
2024-25	Win	24-0	192/8.0	26-48	.542	0-0	.000	20-30	.667	23	38	61	2.5	35-0	3	15	11	8	72	3.0
2025-26	Win	24-23	605/25.2	150-248	.605	0-2	.000	146-205	.712	81	128	209	8.7	69-6	32	47	19	19	446	18.6
TOTAL FOR Win		48-23	797/16.6	176-296	.595	0-2	.000	166-235	.706	104	166	270	5.6	104-6	35	62	30	27	518	10.8
TOTAL		66-23	867/13.1	190-316	.601	0-2	.000	170-244	.697	112	179	291	4.4	115-6	38	68	36	29	550	8.3