

2014-15 Yearbook

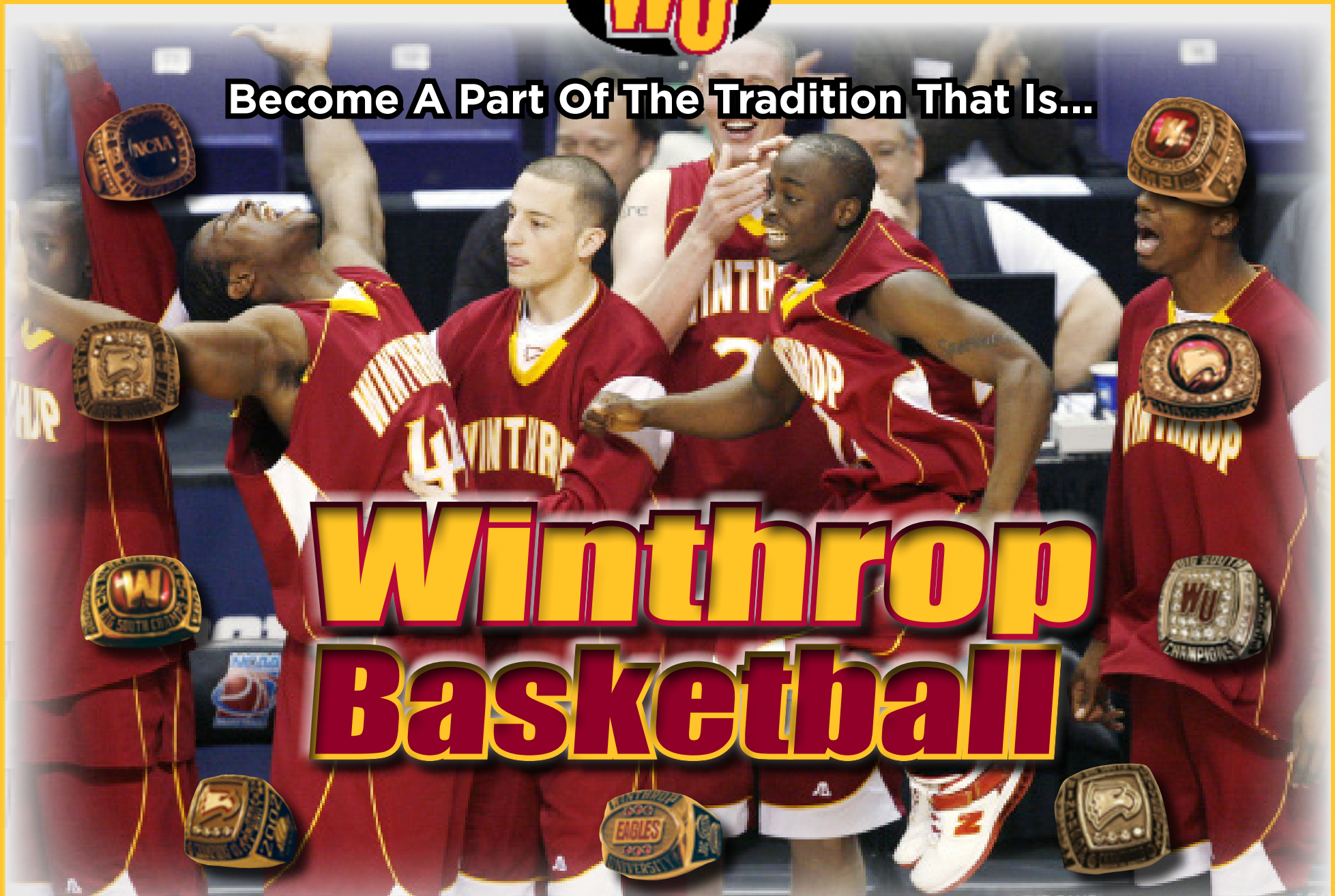
10 Big South Championships

9 NCAA Tournament Appearances



Become A Part Of The Tradition That Is...

Winthrop Basketball





This is...

Winthrop Basketball



Over the past 15 years the Winthrop men's basketball program has been synonymous with winning championships and claiming victories over some of the nation's elite schools.

Over that period, the Eagles have nine Big South Conference championships, captured the Marquette Pepsi Blue and Gold Classic, the oldest continuing tournament in the country, along with nine NCAA tournament appearances, highlighted by the 2007 first-round victory over Notre Dame.

No other Big South Conference school and few programs across the country can boast of the same success that Winthrop basketball has enjoyed since 1999. Five players can lay claim to four championship rings during their careers.

10 Big South Championships

9 NCAA Tournament Appearances



**where championships
are won and banners are hung**

2014-15 Yearbook

10 Big South Championships

9 NCAA Tournament Appearances

WU

“Enthusiastic”





“Accomplished”

**1999
NCAA
South
Regional**
Men's Basketball

**2000
NCAA
West
Regional**
Men's Basketball

**2001
NCAA
Midwest
Regional**
Men's Basketball

**2002
NCAA
South
Regional**
Men's Basketball

**2005
NCAA
West
Regional**
Men's Basketball

**2006
NCAA
East
Regional**
Men's Basketball

**2010
NCAA
South
Regional**
Men's Basketball

**2008
NCAA
East
Regional**
Men's Basketball

**2007
NCAA
Midwest
Regional**
Men's Basketball

- 10 Big South Championships
- 9 NCAA Tournament Appearances
- 2007 Top 25 Final Poll (22nd AP/20th CollegeHoops.net)
- Only Big South School to earn a No. 14 seed (2000 & 2005) in NCAA Tourney and a No. 11 (2007)
- First Big South team to win 1st round game (74-64 over No. 6 Notre Dame)
- Advanced To 2nd Round of NCAA Tourney 2007

10 Big South Championships

9 NCAA Tournament Appearances



“Passionate”



2014-15 Yearbook

10 Big South Championships

9 NCAA Tournament Appearances



WU
"Spirit"



2014-15 Yearbook

10 Big South Championships

9 NCAA Tournament Appearances

WU

"We Love Our Fans"

"We Love Our Fans"





 A large, grey, arched sign with the words 'WINTHROP COLISEUM' in bold, black, sans-serif capital letters. The sign is flanked by two brick pillars and sits on a stone base. Above the sign is a small, stylized eagle logo.

WINTHROP COLISEUM

Home of the Eagles

W

inthrop's basketball teams play in the beautiful and modern 6,000-seat Winthrop Coliseum, the headquarters for the athletic department and located on Eden Terrace about one mile from the main campus.

The facility has been the home for Winthrop's basketball teams since 1982 and will begin its 33rd season of use in 2014-15. The men's basketball team has enjoyed a tremendous home court advantage over the history of the building as the Eagles have a 32-year winning percentage of 69 percent. That is even more impressive over the past 167/23 years as Winthrop has a home record of 182-42 for a success rate of 81 percent. That's an average of 12.1 home wins per season.

The facility was completed in October, 1982, at a cost of \$10.7 million, and underwent an exterior and interior refurbishing in 2003-04. The coliseum is a multi-purpose facility and is used year-around for athletic events, concerts, conventions, receptions, conferences, and various entertainment events.

In addition to the main playing arena, the coliseum contains a modern athletic training room, weight room, laundry room, eight dressing rooms for athletes and visiting entertainers, a booster club meeting room, equipment room, media room, broadcast production studio, two classrooms, 30 offices, three conference rooms, and a film review room. An Academic Services area, which includes a computer lab and study hall, is also located in the building.

The ceiling of the building rises 34 feet above the arena floor and the structure sits on pilings that extend 27-and-one-half feet below ground. The overall size of the building is 271.6 feet x 321.6 feet and covers 158,884 square feet.

Fans are also entertained by a large four-sided video screen and message board which shows live action video, updated statistics, and advertising billboards.

10 Big South Championships

9 NCAA Tournament Appearances



Winthrop Coliseum

THE EAGLES' RECORD IN WINTHROP COLISEUM

| Season | Won | Lost | Pct. |
|-----------------|------------|------------|-------------|
| 1982-83 | 7 | 8 | .467 |
| 1983-84 | 12 | 5 | .706 |
| 1984-85 | 11 | 4 | .733 |
| 1985-86 | 14 | 2 | .875 |
| 1986-87 | 5 | 5 | .500 |
| 1987-88 | 12 | 3 | .800 |
| 1988-89 | 14 | 5 | .737 |
| 1989-90 | 14 | 4 | .778 |
| 1990-91 | 6 | 7 | .462 |
| 1991-92 | 4 | 11 | .267 |
| 1992-93 | 7 | 5 | .583 |
| 1993-94 | 3 | 9 | .250 |
| 1994-95 | 5 | 7 | .417 |
| 1995-96 | 4 | 8 | .333 |
| 1996-97 | 9 | 4 | .692 |
| 1997-98 | 4 | 9 | .308 |
| 1998-99 | 12 | 1 | .923 |
| 1999-00 | 13 | 1 | .929 |
| 2000-01 | 11 | 1 | .917 |
| 2001-02 | 9 | 4 | .692 |
| 2002-03 | 11 | 3 | .786 |
| 2003-04 | 10 | 4 | .714 |
| 2004-05 | 16 | 0 | 1.000 |
| 2005-06 | 15 | 1 | .938 |
| 2006-07 | 15 | 0 | 1.000 |
| 2007-08 | 12 | 3 | .800 |
| 2008-09 | 7 | 6 | .538 |
| 2009-10 | 12 | 2 | .857 |
| 2010-11 | 9 | 4 | .692 |
| 2011-12 | 7 | 5 | .583 |
| 2012-13 | 11 | 4 | .733 |
| 2013-14 | 12 | 3 | .800 |
| 30 Years | 313 | 138 | .694 |

| Date | W/L | Opponent | Att. |
|--------------|-----|------------------|-------|
| 1. 3/ 3/07 | W | VMI | 6,250 |
| 2. 2/22/08 | L | Davidson | 6,105 |
| 3. 1/27/07 | W | Coastal Carolina | 6,100 |
| 4. 2/10/07 | W | Radford | 6,062 |
| 5. 3/ 1/08 | L | UNC Asheville | 6,043 |
| 6. 1/26/08 | W | Coastal Carolina | 5,865 |
| 7. 2/19/05 | W | High Point | 5,254 |
| 8. 2/22/03 | W | Charleston So. | 5,125 |
| 9. 1/ 6/07 | W | VMI | 5,117 |
| 10. 3/ 4/06 | W | Coastal Carolina | 5,076 |
| 11. 2/ 8/06 | W | Radford | 4,930 |
| 12. 3/ 1/07 | W | UNC Asheville | 4,518 |
| 13. 3/ 5/05 | W | Charleston So. | 4,468 |
| 14. 2/20/07 | W | High Point | 4,420 |
| 15. 2/ 9/08 | W | High Point | 4,236 |
| 16. 2/28/04 | W | UNC Asheville | 4,212 |
| 17. 1/23/02 | W | UNC Asheville | 4,054 |
| 18. 11/10/06 | W | N. Greenville | 3,873 |
| 19. 2/ 4/95 | L | Wake Forest | 3,783 |
| 20. 3/ 2/06 | W | High Point | 3,768 |

10 Big South Championships

9 NCAA Tournament Appearances



Video Team Room



Winthrop Players Locker Room

A championship facility for a championship program





***this is
Winthrop University
one of America's best
where students live, learn and lead***

Founded in 1886, Winthrop University is rated as one of top regional higher education institutions in the nation. The picturesque campus is ideally located in the beautiful upstate section of South Carolina in the growing city of Rock Hill and only 30 minutes from uptown Charlotte, North Carolina.

With its 100-acre main campus and 300-acre athletic complex, Winthrop is home to a student body that numbers nearly 6,400. Unique academic course offerings and modern, well-equipped facilities guarantee a national-caliber education. Winthrop, students excel in an academic environment that is second to none.



Area Attractions

Bank of America Stadium



Charlotte Skyline



BB&T Ballpark



Downtown Rock Hill
Ampitheater



Time-Warner Arena



Paramount Carowinds
Theme Park





Winthrop Athletics



Tom Hickman
Athletic Director

Tom Hickman, the dean of Big South Conference athletic directors, is in his 19th year as Winthrop's director of athletics.

Prior to his appointment to that post in 1996, Hickman was the associate athletic director for seven years.

The North Carolina native is a graduate of Wake Forest where he received his bachelor's degree in 1970 and his master's degree in 1974.

Hickman is a member of the National Association of Collegiate Directors of Athletics (NACDA).

He is a former member of the NCAA Div. I Management Council, the NCAA Legislative Review and Interpretations Committee, and the NCAA Minority Opportunities and Interests Committee. He formerly served on the NCAA Div. I Championships/Sports Management Cabinet.

He serves on the Big South Conference Budget and Basketball Tournament Committees.

He and his wife Karen, are the parents of two sons, Wesley and Brett, a daughter, Lauren, and a granddaughter, Aubrey Simone Hickman.



Dan Murray
Associate AD
Facilities, Operations & Sales



Scott McDonald
Associate AD
*Compliance, Student Services
& Donor Relations*



Jack Frost
Assistant AD
Media Relations



Daniel Hopper
Assistant AD
Marketing & Sales



Jeff Lahr
Assistant AD
Athletic Training



Athletic Complex Is Superb

Winthrop's 300-acre athletic complex includes outdoor venues for baseball, (The Winthrop Ballpark), men's and women's soccer and women's lacrosse (Eagle Field), men's and women's track & field (Belk Track), men's and women's tennis (Memorial Courts), and softball (Terry Field).



Irwin 'Ike' Belk Track



The Winthrop Ballpark



Memorial Courts



Eagle Field



Terry Field



Academic & Student-Athlete Services

Winthrop Athletics is strongly committed to the welfare and support of its student-athletes through its Academics, Student Services and Compliance offices.

A variety of resources are available to student-athletes in the Rock Hill Coca-Cola Academic Resource Center which is housed in the Winthrop Coliseum. The academic staff works closely with its student-athletes throughout their entire experience at Winthrop to ensure their academic success.





CHAMPS/Life Skills Programs

The CHAMPS/Life Skills program provides Winthrop student-athletes with personal development opportunities that challenge and enhance the collegiate experience. The program

is designed to provide leadership and service learning experiences. In addition, programs and seminars address career development, and academic and personal pursuits.





Athletic Training

Winthrop provides five full-time certified athletic trainers along with three graduate assistant trainers who are dedicated to attaining excellence in all aspects of sports medicine.

Led by the veteran head athletic trainer Jeff Lahr, the staff works hard to deliver the highest quality health care to all of its student-athletes. Lahr, the Assistant Athletic Director for Athletic Training, is in his 20th year at Winthrop. The full-time staff of assistant athletic trainers includes Daniel Lundy, Charlie Hart, Amber Radtke and Eby Krebs. Several students enrolled in the University's athletic training program are also involved in helping with daily training room and game management duties.

The University athletic training department is teamed up with Dr. John Temple, a former member of the Winthrop men's basketball team who serves on staff at Ortho Carolina, to provide the best healthcare for its student-athletes.





Strength & Conditioning

Since Winthrop began its Strength and Conditioning program a little over 10 years ago, it has become a key component to the success of Winthrop Athletics. The program was created to aid in injury prevention and improve athlete performance. All student-athletes receive personal instructions and attention from head strength coach Hayes Galitski and his staff that includes assistant coach Todd Riedel and graduate assistants.

Galitski is responsible for designing and implementing the strength and conditioning programs for all 18 sports teams. He works closely with each individual coaching staff to design a program that is geared for that particular sport.

Winthrop offers a modern and well-equipped strength and conditioning facility in the coliseum as well as the baseball stadium.



Assistant
Strength Coach
Todd Riedel



Assistant
Strength Coach
Todd Riedel



10 Big South Championships

9 NCAA Tournament Appearances



Pat Kelsey is in his third year as head coach of the Eagle program after being hired on March 29, 2012.

In two short seasons, Kelsey has resurrected the proud basketball tradition at Winthrop. After taking over a program that had won 12 and 13 games respectively the prior two seasons, Kelsey and the Eagles won 20 games, for the first time since the 2007-2008 season, and played in the nationally televised Big South Conference championship game in only his second season at the helm.

Kelsey has a wealth of experience at a high level, first as a player at Xavier University and later as a coach at Wake Forest and again at Xavier.

Kelsey was thrilled and honored when he was hired by Winthrop to lead the men's basketball program. "Winthrop has a powerful name with its history in the NCAA tournament and the successful program it has built. I am looking forward to continuing the winning tradition and injecting new energy into the respected Winthrop basketball brand."

Kelsey prides his teams on grit and toughness on the defensive end and an exciting "downhill" style of basketball offensively. Injuries hindered the team from pushing Kelsey's up-tempo style in his first season but in year two Winthrop became an explosive offensive unit. The team increased its points per game from 60 to 74.4 and also ranked as one of the nation's top 20 three-point shooting teams. For the first time in school history, Winthrop had three different players make 50 three-point shots in a season and the team made 10 three-point shots in a game 11 times. The previous five seasons combined, Winthrop made 10 three-point shots on only four total occasions.

Redshirt junior Keon Moore was named honorable mention all-conference and freshman Keon Johnson

had one the best freshman campaigns in the history of the school. He was named to the Big South Conference All-Freshman Team and became the leading scoring freshman in Winthrop history with 405 points. Prior to his arrival at Winthrop, Kelsey was the associate head coach at his alma mater Xavier University, where he spent two seasons.

During his time at Xavier, the team had back-to-back 20-win seasons and NCAA Tournament appearances. In 2009-10 the Musketeers won 26 games en route to sharing the Atlantic 10 regular season championship and advancing to the Sweet 16 of the NCAA Tournament as an at-large six-seed. Xavier defeated third-seeded Pittsburgh to advance to the Sweet 16 before falling to Kansas State in an epic triple-overtime game. The 26 wins were the fourth most in school history at the time. That season, Kelsey coached Jordan Crawford who later became the 2010 second round draft choice of the Washington Wizards. In 2010-11 the Musketeers won 24 games and once again earned an at-large berth to the NCAA Tournament as the team was seeded sixth for the second straight season. Xavier captured the Atlantic 10 regular season title. Junior guard Tu Holloway earned Third Team AP All-America honors.

Prior to his arrival at Xavier under head coach Chris Mack, Kelsey spent eight seasons at Wake Forest under the late Skip Prosser and then Dino Gaudio.



During his time in Winston-Salem, Wake averaged nearly 21 wins per year in eight seasons, earning five NCAA Tournament berths, a NIT berth, a No. 1 national ranking in two different seasons and an ACC regular season championship. During his Wake Forest tenure, Kelsey coached current NBA players Chris Paul, Josh Howard, Darius Songaila, James Johnson, Jeff Teague, Al-Farouq Aminu and Ishmael Smith.

Kelsey has played a key role in putting together nationally-ranked recruiting classes at Xavier and before that at Wake Forest. Guard Ishmael Smith was an All-ACC selection and is currently a member of the Phoenix Suns, while forward James Johnson was a two-time All-ACC selection and finished as runner-up for 2008 ACC Rookie of the Year and later was selected 17th overall by the Chicago Bulls in the 2009 NBA Draft. Travis McKie and Dez Wells (Maryland transfer) were also All-ACC honorees. Kelsey also recruited five-star prospect Al-Farouq Aminu, who was ranked as the No. 7 recruit nationally and a McDonald's All-America in 2008. Aminu was an All-ACC selection in 2010 and was selected number eight overall by the L.A. Clippers in the 2010 NBA Draft.

In 2010, College Bound Hoops ranked Kelsey eighth in the nation among college basketball assistants. He also is recognized as an excellent teacher and tactician in terms of player development, scouting and game preparation.

Kelsey began his coaching career at his prep alma mater, Cincinnati's Elder High School, from 1998-2001 as an assistant coach under former Xavier guard

Pat Kelsey Coaching History

2012-present
Head coach, Winthrop University

2009-11
Associate Head Coach, Xavier

2004-2009
Assistant Coach, Wake Forest



-Kelsey Won 20 Games In 2nd Season and has a 4-2 record in the Big South Tournament-

Joe Schoenfeld. Kelsey first came to Wake Forest in 2001 as director of basketball operations and after three years, Prosser promoted Kelsey to assistant coach prior to the 2004-05 season.

Kelsey earned a reputation as an innovative marketer throughout his career. In Winston-Salem, he worked with current Xavier head coach and former Wake assistant Chris Mack and Wake marketing to produce the "Tie-Dye Nation" campaign, which still thrives today as the heartbeat of the Wake Forest fan base. At Winthrop, Kelsey has given birth to "Rock The Hill," an obvious play on words with Winthrop's hometown of Rock Hill, SC. The slogan hits at the heart of Kelsey's vision to grow the brand of the program to one that creates passionate ownership from the community of Rock Hill and most importantly, the Winthrop student body.

The relationship between Kelsey and the Winthrop students is the thing that he is most proud of during his tenure. "They are my crew! I have worked very hard to make sure the student body knows how much they mean to me and what an integral part of our success they are. I love walking campus and getting high fives and fist pounds from them. They have crushed it at our games. The Winthrop Coliseum is not an easy place to play....because of them!"

Kelsey has helped launch a first of its kind freshman "welcome week" event called "Rock the Globe" that brings every freshman to the Winthrop Coliseum for a raucous pep rally generating student "buy-in" as well as in-season "Hype Nights" designed for the same reason.

Kelsey was first associated with Prosser as a leader in the Xavier backcourt for three seasons (1996 to 1998), helping the Musketeers reach two NCAA Tournaments. The former point guard served as team co-captain during the 1997-98 season and was voted the team's Most Inspirational Player in 1996 and 1998.




The playing career of Kelsey began at Wyoming in 1993-94, starting 22 games as a freshman, before transferring back to his hometown to play at Xavier. Prior to college, he earned All-City honors while leading Elder to a 25-4 record and the 1993 Div. I State Championship.

Kelsey, born May 15, 1975, is the son of Mike (former Xavier guard) and Linda Kelsey and is a native of Cincinnati. He graduated cum laude in 1998 from Xavier University with a degree in business administration and marketing. Kelsey and wife, Lisa, have three children: daughters Ruthie (6) and Caroline (5) and son Johnny (1).



Kelsey All-Time Record vs. Opponents

| | |
|-----------------------------|--------------|
| Appalachian St. | 1-0 |
| Auburn | 1-0 |
| Barber-Scotia | 1-0 |
| Brevard College | 1-0 |
| Campbell | 1-1 |
| Charleston Southern | 2-3 |
| Coastal Carolina | 3-2 |
| Dayton | 0-1 |
| East Tennessee St. | 1-0 |
| Gardner-Webb | 1-3 |
| Hampton | 1-1 |
| High Point | 1-2 |
| Indiana St. | 0-1 |
| James Madison | 1-1 |
| Lenoir-Rhyne | 1-0 |
| Liberty | 4-0 |
| Longwood | 1-1 |
| North Carolina Central | 0-2 |
| Ohio | 1-0 |
| Ohio St. | 0-1 |
| Presbyterian College | 3-1 |
| Radford | 1-2 |
| Roanoke College | 1-0 |
| Southeastern Louisiana | 1-0 |
| St. Andrews | 1-0 |
| UNC Asheville | 3-2 |
| USC Upstate | 1-0 |
| VCU | 0-2 |
| Virginia Intermont | 1-0 |
| Virginia Tech | 0-1 |
| VMI | 1-1 |
| Wofford | 0-2 |
| Totals (thru '13-14) | 34-30 |



**ASSOCIATE
HEAD COACH**
Mark Prosser

Mark Prosser is in his second season on staff with the men's basketball program and was promoted to men's basketball associate head coach on Sept. 1, 2013.

Prosser is the son of the late Skip Prosser who coached Kelsey at Xavier and later served as his mentor at Wake Forest, was the head coach at Brevard College this past year following two different stints as an assistant coach at Wofford College totaling four years and five years at Bucknell University.

At Wofford, the Terriers repeated as Southern Conference Champions in 2010-11 and reached the NCAA Tournament. The team was first in the SOCON in assists and also first in assist/turnover margin on the way to a 21-13 record. Wofford also was eighth in the nation in three-point percentage and twelfth in overall field goal percentage.

During his first season in Spartanburg in 2008, the Terriers set a school record with twelve Southern Conference wins. In addition, the team posted the first winning overall record since moving to NCAA Division I.


In the 2009-2010 season, Prosser helped Wofford reach a school-record 26 wins along with the Southern Conference Championship and a trip to the NCAA Tournament. Working primarily with the guards, Wofford was second in the conference in turnover margin and assist/turnover ratio, plus ranked third in steals.

At Bucknell, the team averaged 20 wins a season while Prosser was on the coaching staff of Pat Flannery. In the 2004-05 season, the Bison reached the NCAA Tournament after going 23-10 and winning the Patriot League title. In the tournament, Bucknell upset Kansas in the first round.

In 2005-06, the Bison went undefeated in Patriot League play, the first team to do so in conference history. The team was ranked in the top 25 for the first time in school history and featured Patriot League Player of the Year Charles Lee. For the NCAA Tournament, the Bison were seeded 9th and defeated Arkansas in the first round. In the second round they were defeated by Memphis to end the season at 27-5, the best record in school history.

For the 2002-03 season, he served as an assistant coach for the Terriers in Mike Young's first season as head coach. During that season, Wofford posted a 14-15 overall record, including a 79-77 win at Virginia Tech. In the Southern Conference, the Terriers were 8-8 and advanced to the quarterfinals of the conference tournament.

A native of Wheeling, WV, Prosser played collegiately at Marist College before a knee injury ended his career. He served as a student assistant coach until his graduation in 2002. He and his wife Emily are the parents of a daughter, Ava Grayce.



**ASSISTANT
COACH**
Marty McGillan

Marty McGillan is in his second stint with the Eagles and as he returned as an assistant basketball coach in June of 2013.

McGillan spent five years as assistant coach on Randy Peele's staff before heading to Georgia as an assistant coach at Kennesaw State for the 2012-13 season.


In his 23 years of college coaching, McGillan has served on the staffs of four schools that he has helped lead to six NCAA tournament appearances, including two out of five years at Winthrop under Peele.

McGillan is a 1990 graduate of UNC Wilmington with a B.A. degree in Parks and Recreation Management with a concentration in therapeutic recreation. He began his coaching career in 1990-91 at USC-Salkehatchie before moving on to his first Div. I job at East Carolina University in 1991-92 as an assistant coach where he served for six years. He helped direct the 1992-93 Pirates to the Colonial Athletic Association championship and an appearance in the NCAA Tournament.

He also had assistant coaching stops at Coastal Carolina (1996-97), The Citadel (1997-2001), College of Charleston (2001-02), UNC Wilmington (2002-2006), Wright State (2006-07) and Kennesaw State (11-12). While at UNCW, he helped lead the Seahawks to the 2003 and 2005 Colonial Athletic Association regular season and tournament championships and two NCAA appearances. He helped lead Wright State to the 2007 Horizon League regular season and tournament championships and the school's first trip to the NCAA tournament since 1993.

McGillan, a native of Silver Spring, MD, is married to the former Tee Nagle. The couple has two sons, Riley, age 17, and Tate, age 15.

Coaching Staff



**ASSISTANT
COACH**
Brian Kloman

Brian Kloman is in his first season as an assistant coach for the men's basketball program after being hired in June of 2014.

"Brian is someone that I have known for many years through the coaching profession and have tremendous respect for," stated Winthrop head men's basketball coach Pat Kelsey. "He is a tireless worker and possesses and elite ability to cultivate relationships. He has gained a reputation as one of the best up and coming recruiters in our business. Student-athletes love him. I am excited to have him at Winthrop."


National basketball expert Jeff Goodman, an ESPN Basketball Insider, share's Kelsey's sentiments; "Brian Kloman is a rare breed of coach nowadays. He is someone who is the ultimate grinder and will turn over every stone in order to recruit a player. He has tremendous relationships throughout the country -- and will be a quality addition to Pat Kelsey's staff -- which is as good of a mid-major staff as there may be in the country."

For the last two seasons Kloman was an assistant coach at Tennessee Tech. Prior to that he was at North Carolina Central where he was a major part of building the program that recently went 28-6 including a trip to the NCAA tournament. His coaching career includes stints at Pikeville College, Daniel Webster and Pfeiffer College. In 2008, Kloman founded recruitingrumors.com, which became one of the most popular sources for recruiting information amongst college coaches.

Kloman, an Asheville, NC native, is a 2002 graduate of the University of Tennessee. His father, Chris Ferguson, has been in college coaching for 27 years and is currently an assistant coach at Oklahoma State under Travis Ford.



Support Staff




DIRECTOR OF OPERATIONS
Tony Rack

Tony Rack is in his third season with the men's basketball program and is in his second year as the team's director of operations. Rack served as a graduate assistant coach in 2012-13.

The Cincinnati, OH native is a 2012 graduate of Northern Kentucky University where he was a four-year member of the men's basketball team. Rack was known for his accuracy behind the arc at Northern Kentucky as he led the team in three-point percentage for three straight years. As a senior he knocked down 59 threes on the year and finished with a percentage of .461. In his four years he drained 160 three-pointers. His senior season, Rack was a team captain and was also an Academic All-American Nominee. He was voted to the Capital One Academic All-District IV First Team as well as the National Association Of Basketball Coaches Honors Court.

The 6-0 guard also had an impressive high school career at Moeller High School in Cincinnati. As a junior and senior, Rack led the Greater Catholic League in assists and averaged 4.3 assists as a senior. In 2007, Rack was a key member of the Moeller team that won the Ohio Division I state title. In addition to his basketball skills, Rack was also a member of the varsity football and baseball teams.

Rack is the son of Jim and Susan Rack and has an older brother, Kevin.



GRADUATE ASSISTANT
Casey Sorrell

Casey Sorrell is in his first season with the men's basketball program as a graduate assistant.

Sorrell, a native of Walton, KY, is a 2014 graduate from Erskine College where he obtained a bachelor's degree in special education. Sorrell was a four-year member of the men's basketball team at Erskine as he made 49 career starts with 92 appearances.

As a freshman he led Erskine in three-point field goal percentage (.441). He then led the team in field goal percentage as a sophomore (.452) and was named to the Conference Carolinas All-Academic Team three times.

Sorrell played for Simon Kenton High School in Independence, KY where he graduated in 2010. He was a three-year varsity letterman in hoops and helped lead the team to three straight 32nd District Championships. During his senior year he was selected as an All-8th Region performer and to the NKAC All-Conference Team.

While at Winthrop, Sorrell will seek his master's degree in special education. He is the son of Tom and Lori Sorrell and has a brother named Corey and sister named Courtney, who swam collegiately at Western Kentucky University.

Support Staff



VIDEO COORDINATOR
Matt Griggs

Matt Griggs is in his second season with the men's basketball program and his first season as the video coordinator.

Griggs is a 2013 graduate of Centre College in Danville, KY where he earned a bachelor's degree in education. The Cincinnati, OH native was a member of the men's basketball team and appeared in 108 consecutive games

as well as being the team captain and a three-time conference academic honor roll member.

In his four years at Centre College, Griggs and his team won three conference championships and participated in the NCAA Division III national tournament three times as well.

Griggs graduated high school from Indian Hill in Cincinnati where he was an all-league and all-city selection and also a member of the varsity track & field team. As a senior, he led the team to a school record 21 wins (21-3 overall) and the school's highest final ranking in the state at 5th in the AP Poll.

Griggs is the son of Mike Griggs and Karla Burtch and one of four brothers. His oldest brother Adam is the varsity boys basketball coach at Finneytown High School in Cincinnati. He also has younger brothers Andrew (a junior at the University of Cincinnati).

For More Information About Winthrop Basketball Visit...

WINTHROPEAGLES.COM


2014-15 Yearbook

10 Big South Championships



9 NCAA Tournament Appearances


2014-15 Roster



0-Duby Okeke




1-Roderick Perkins



3-Kellen Blake



4-Mitch Hill



5-Keon Johnson



10-Keon Moore



11-Andre Smith



12-Xavier Cooks



15-Derrick Henry



21-Joseph Lopez



23-Larry Brown



25-Zach Price




31-Tevin Prescott




32-Freddy Poole



33-Hunter Sadlon



35-Jarad Scott



42-Josh Davenport



44-James Bourne

*Click
On
Picture
For
Bio*

*Click
On
Picture
For
Bio*



Season Preview

In just his second season at the helm, Winthrop head coach Pat Kelsey guided the team to a 20-win season and the program's 12th Big South Conference Championship appearance.

It was a league best ninth 20-win season since becoming a member of the Big South and the 12th in the program's history. The team featured a fast paced offense that averaged 74.0 ppg, which was the highest average since the 2006-07 season.

Winthrop finished 10-6 in league play in a tough South Division as four of the six teams in the division finished with 10 or more league wins. The Eagles even had a chance over the final two weeks to finish first or at least tie for first in the South Division. With 4-of-5 starters returning the Eagles should compete for a Big South title.

The biggest loss from last year's team is Joab Jerome, who was a three-year starter, a leader and become a strong offensive player over the course of his career.

Kelsey's team returns three of its top four scorers with the triple guard threat of sophomore Keon Johnson and senior's Keon Moore and Andre Smith. That trio combined for 47 percent of the team's points in 2013-14 and will look to lead the team offensively again this year. The group also combined for 199 of the team's 272 threes. Last year's total of 272 threes were the second most in the program's history in a single-season, just six shy of the school mark set by the 2006-07 team. The Eagles three-point percentage of .397 was the third most accurate behind the arc in the program's history.

The ability to knock down threes and shoot them at a good percentage is only part of the makeup of Johnson, Moore and Smith. "The three components to being a well-rounded offensive perimeter threat is to score from distance,

mid-range and at the rim," said Kelsey. "Having multiple players that can be effective from those three areas is a strength of ours."

In addition to the talented guards the Eagles were returning some veteran post players but the injury bug struck the team over the summer that has forced some changes. Senior's James Bourne and Larry Brown suffered injuries that required surgery. Bourne will miss the entire 2014-15 season and Brown is likely to miss all of the fall semester as the team hopes he can return in time for conference play. That will mean a lot of minutes for a group of inexperienced, but talented and athletic post players.

Staying healthy enough is the key to every team competing for a conference title and a trip to the NCAA Tournament. "Like most teams, our ability to stay healthy will be a key ingredient," added Kelsey. "With injuries, our front court becomes thinner and less experienced. That being said, I feel like our core of "biggs" are talented."

Kelsey put together another solid non-conference schedule that should prepare the team for the week-in-and-week-out battles of Big South Conference play.

ON THE PERIMETER

This is the obvious strength of the Eagles this season and last season. Moore is the team's top returning scorer from last season as he averaged 14 ppg, shooting 44 percent from the floor and 39 percent from three (64-for-163). Moore showed his ability to score from anywhere on the floor as he finished third on the team with 94 free throw attempts (82 percent) despite missing the first four games of the season. As a starter Moore averaged 15.4 points and shot 44 percent from the

Season Preview

floor and 40 percent from three. He led the team in scoring nine times and had a team-best eight 20-point games. The 6-5 guard led the team in scoring during the team's run through the tournament as he averaged 19 ppg while shooting 53 percent from the floor, 50 percent from three and 83 percent at the foul line.

Smith is also a senior with a lot of experience as he's played in 93 career games with 62 starts. He averaged 10.1 ppg and had a couple of games where he played hurt that brought his scoring down some but he still ended the season as the top three-point shooter with 71 made. His 71 threes are tied for the 8th most in a single-



Senior Andre Smith had a team-high 71 threes and 81 assists in 2013-14.



Season Preview

season as he shot 42 percent behind the arc, which ranks sixth in a single-season by a Winthrop player. Smith led the team in assists as well with a career-high of 81 (1.7 assist/turnover ratio) and also snatched a career-high 34 steals.

Johnson had an impressive freshman campaign as he and Smith split time between shooting and point guard duties throughout the season. He may be 5-7 but the second-year player is not afraid to mix it up in the paint. Last season he broke seven Winthrop freshmen records, including most points, most threes made and most free throws made. Johnson led the team in scoring 10 times and was a member of the Big South All-Freshmen Team. He averaged 12.3 points and shot 44 percent from three (64-for-145), which is the highest shooting percentage behind the arc in the program's history in a single-season. That percentage tied former Eagle great Chris Gaynor, who also shot .441 from long range in 2005-06. Most of the records Johnson broke were set by one of the program's greatest players, Tyson Waterman.

Kelsey was not afraid to put the ball in Johnson's hands at key moments of the game or at the end of the game as he showed a few times last year. His game-winning basket in the final seconds to beat VMI and his three-pointer for a one-point lead with just over a minute to play at Coastal Carolina are just a couple of examples.

In addition to three talented guards returning from last year's squad, the Eagles welcome back redshirt junior Derrick Henry after he missed the entire 2013-14 season with a knee injury. In Kelsey's first season, Henry led the team in scoring at 11.4 ppg and despite missing the final six games of the season he finished second on the team with 102 free throw attempts (70 percent). Not only does Henry strengthen an already solid

position with his scoring but he brings tenacity to the defensive end of the court. Henry works hard at everything and Kelsey said he brings "toughness" and an "edge" to the team.

Walk-on Hunter Sadlon is the only other returning guard as he saw limited action in eight games last season but looked comfortable in his brief time on the court and adds depth to the position.

The Eagles have two new guards that will be thrown into the mix with freshmen Xavier Cooks and Kellen Blake.

Cooks was highly recruited by the Eagles and Kelsey is excited to add his skills to an already impressive backcourt. Cooks is 6-8 and shoots the ball well from all over the floor. He is an international player with an "advanced basketball mind for his age." He was rated the 7th best prospect in the class of 2014 in Australia according to AUSA.com. He averaged 13.4 points, 7.5 rebounds and 1.7 assists last season while shooting 53 percent from the floor and 48 percent from three. He's not only a scorer and rebounder but anticipates well on the defensive end.

Blake, out of Arlington, VA, will add some depth to the position. He is a 6-2 guard that averaged 10.9 points, 7.7 rebounds, 1.0 assists and 1.0 steals as a senior at Washington-Lee high school.

FORWARD/POST PLAY

There are several question marks for the Eagles in the post as Bourne is out for the season and Brown will hopefully return to start Big South play.

Junior Tevin Prescott becomes the most veteran player in the post as he became a key player in 2013-14. The third year walk-on plays

Season Preview



Senior Keon Moore missed the first four games of 2013-14, but led team in scoring at 14.0 ppg and tied for 2nd on team with 64 threes.

much taller than his 6-5 frame as he is a good shot blocker and rebounder. He scored double-figures in four of the team's first six games last season before suffering an injury that put him out of the Virginia Tech game. It took a couple of games to regain his form but he opened conference play with back-to-back double-figure games as he set a career-high of 13 points in the win over Charleston Southern. The Eagles



Season Preview

were 6-1 in 2013-14 when Prescott scored 10 or more points. Prescott is very efficient around the basket as he shot 61 percent from the floor while averaging 5.0 points per game.

Kelsey is very confident Prescott is up to the task and stepping up his game. "I'm so proud of Tevin's growth as a player the last few years. He continues to improve and will be a huge part of this year's success. He is simply productive every time he steps on the floor."

Sophomore's Josh Davenport and Jarad Scott will likely play bigger roles this season, which both were bound to do this season before the key injuries. Davenport logged 400 minutes last season (12.5 per game) and averaged 3.9 points and 2.0 rebounds. Davenport has the ability to knock down the three but is good at getting to the basket off the dribble. He had four double-figure games off the bench with a career-high 15 at North Carolina Central as he was a perfect 3-for-3 behind the arc. The 6-5 Davenport has the ability to fill up the stat sheet across the board when he's in the game. He had 33 assists and 16 steals while grabbing at least two rebounds in 16 of the games he played.

Scott saw action in 30 games with one start as he averaged 9.4 minutes per game. Scott is a strong player and at 6-8 gives the Eagles good size. He averaged 2.2 rebounds per game as he grabbed three or more in 10 games. He averaged 2.4 points per game while shooting 47 percent from the floor.

Another highly recruited player for the Eagles is freshman Joseph Lopez out of Miami, FL who was a Class 8A First Team All-State selection. Lopez (6-6, 225) is a scorer and a rebounder as he averaged 18 points and 14 rebounds as a senior. Just like Cooks, he has the ability to step in and contribute right away. His preseason practice has

been limited as he recovers from Mono, but he should be a factor when he returns. "He brings great toughness, physicality and energy to every possession," added Kelsey.

Freshman Mitch Hill (6-4, 200) is a small forward type with the ability to shoot the three well. The Cincinnati, OH native averaged 17.5 points, 6.9 rebounds and 1.9 blocks per game as a senior.

Freddy Poole is another freshman that will add depth to the forward position. Poole was a dual athlete for basketball and football in high school and brings good size at 67, 240 lbs.

The center position has some question marks as Duby Okeke redshirted his freshman season and transfer Zach Price is awaiting to hear on his eligibility ruling for this season.

Okeke is 6-8, 230 and plays much longer than his frame. He has only played organized basketball since his sophomore year of high school but his offensive game is improving. He will bring a strong defensive presence to the team as he's a good rebounder as well as a good shot blocker.

Price is the tallest player on the roster at 6-10 and also brings great size at 250 lbs. The Missouri transfer was highly rated coming out of high school where he averaged 11.6 points, 6.9 rebounds and shot 63 percent from the floor. If granted eligibility to play this season, Price and Okeke will be a strong duo down low for the Eagles.

Season Preview



Junior Tevin Prescott (above) finished fifth on the team in scoring and shot 61 percent from the floor.



Sophomore Keon Johnson (above) broke seven Winthrop freshman records including points and free throw percentage.

2014-15 Yearbook

10 Big South Championships

9 NCAA Tournament Appearances



Men's Basketball History



10 Big South Championships

9 NCAA Tournament Appearances



ALL TIME

-A-

De'Andre Adams – 05-06, 06-07
Gary Adcock – 78-79, 79-80

-B-

Sheldon Bailey – 01-02, 02-03
Alassanne Bakayoko – 00-01
Owen Barnes – 98-99, 99-00, 00-01
Jay Barry – 88-89
Ben Bennett – 78-79, 79-80, 80-81
Shawn Blackmon – 88-89
James Bourne – 11-12, 12-13, 13-14
John Bowman – 82-83, 83-84, 84-85, 85-86
Craig Bradshaw – 03-04, 04-05, 05-06, 06-07
Melvin Branham – 91-92, 92-93, 93-94, 94-95
Carlin Bremner – 13-14
Chris Brown – 11-12
Larry Brown – 11-12, 12-13, 13-14
Malloyd Brown – 87-88
Charles Brunson – 79-80, 80-81, 81-82
Andy Buechert – 07-08, 09-10
Justin Burton – 07-08, 08-09, 09-10, 10-11
Franklin Butts – 94-95, 95-96, 96-97, 97-98

-C-

Donovan Carter – 10-11, 11-12, 12-13, 13-14
Jeremy Chipiwall – 95-96, 96-97
Reggie Coles – 95-96, 96-97, 97-98, 98-99
Marcus Cooke – 02-03, 03-04
Charles Corbin – 07-08, 08-09, 09-10, 10-11
Lashawn Coulter – 90-91, 92-93, 93-94, 94-95
John Cox – 84-85
Donnie Creamer – 78-79, 79-80
Ronnie Creamer – 78-79, 79-80

-D-

Clay Dade – 87-88, 88-89, 89-90
Otis Daniels – 04-05, 05-06
Josh Davenport – 13-14
Raymond Davis – 08-09, 09-10
Chad DeWitt – 08-09, 09-10
Shola Diop – 11-12, 12-13
Steve DiUbaldo – 04-05
Scott Draughn – 04-05, 05-06
Robbie Dreher – 09-10, 10-11
Taylor Dunn – 09-10

-E-

Eyo Effiong – 98-99, 99-00, 00-01, 01-02
Alex English, Jr. – 01-02, 02-03

-F-

Byron Faison – 07-08, 08-09
Christian Farmer – 12-13, 13-14
Mike Fayed – 91-92, 92-93, 93-94, 94-95
Carl Feemster – 78-79, 79-80, 80-81, 81-82
Ryan Feemster – 04-05
Eric Fisher – 98-99, 99-00
Kenny Fox – 87-88
Julius Francis – 10-11

-G-

Mike Gaither – 81-82, 82-83, 83-84
Gideon Gamble – 09-10, 10-11, 11-12, 12-13
Eddie Gay – 89-90, 90-91, 91-92, 92-93
Chris Gaynor – 04-05, 05-06, 06-07, 07-08
Jim Gibson – 78-79, 79-80, 80-81, 81-82
Derrick Goodwin – 80-81, 82-83, 83-84
Josh Grant – 01-02, 02-03
Mike Griffin – 81-82
Heson Groves – 95-96, 96-97, 97-98, 98-99

-H-

Mark Hailey – 89-90, 90-91, 91-92, 92-93
Dave Hampton – 78-79, 79-80
Terry Hare – 87-88, 88-89
Lenwood Harris – 86-87, 87-88
Antwon Harris – 06-07, 07-08
Tywan Harris – 00-01, 01-02
Lavar Hemphill – 01-02
Derrick Henry – 11-12, 12-13, 13-14
George Henson – 88-89, 89-90, 90-91
Elijah Holland – 02-03, 03-04
William Holliman – 89-90, 90-91
Ted Hopt – 85-86, 86-87
Billy Houston – 02-03, 03-04, 04-05
Britt Hudson – 78-79, 79-80
Anzelle Hunter – 89-90

-J-

Ivan Jenkins – 01-02, 02-03
Michael Jenkins – 04-05, 05-06, 06-07, 07-08
Joab Jerome – 10-11, 11-12, 12-13, 13-14
Brad Johnson – 90-91
Jerry Johnson – 86-87
Keon Johnson – 13-14
Steve Johnson – 12-13
Tommy Johnson – 00-01
Andre Jones – 08-09, 09-10, 10-11, 11-12
Jakub Juskowiak – 96-97, 97-98

-K-

Rexson Kenley – 04-05
Brandon Key – 03-04, 04-05
Jason Killeen – 04-05, 06-07
Reggie King – 09-10, 10-11, 11-12, 12-13
Derrick Knox – 99-00, 00-01, 01-02

-L-

Bryant Latimer – 00-01, 01-02
Todd Lassiter – 94-95, 95-96, 96-97
Gabe Leventis – 00-01, 01-02, 02-03, 03-04
Marcus Laster – 94-95, 95-96, 96-97, 97-98
Greg Lewis – 99-00, 01-02

-M-

Brendan Magee – 84-85, 85-86, 86-87
Chris Malcolm – 08-09, 09-10
Torrell Martin – 03-04, 04-05, 05-06, 06-07
Reggie Middleton – 08-09, 09-10, 10-11, 11-12
Kyle Moore – 06-07
Tyron Myers – 99-00, 00-01, 01-02, 02-03
Gerald McAfee – 78-79, 79-80, 80-81, 81-82
Taj McCullough – 04-05, 05-06, 06-07, 07-08
Andrew McFalls – 94-95, 95-96, 96-97, 97-98
Fred McKinnon – 83-84, 84-85, 85-86
Jerome McKiver – 82-83, 83-84, 84-85, 85-86
Andy McKoy – 87-88, 88-89, 89-90
David McMahan – 93-94, 94-95, 95-96
Dan McQueen – 82-83, 83-84
Jamie McVay – 90-91, 91-92, 92-93, 93-94
Anthony Moore – 00-01, 01-02
Keon Moore – 12-13, 13-14

LETTER

WINNERS



Matt Morgan – 09-10, 10-11, 11-12
Rocky Morris – 82-83, 83-84

-N-

Steve Napper – 93-94, 94-95
Bryan Nieman – 02-03

-O-

Duby Okeke – 13-14
Doug Omli – 86-87, 87-88, 88-89, 89-90
Allan Ours – 78-79, 80-81, 81-82

-P-

Robinson Petion – 99-00
Jeff Pickard – 90-91, 91-92, 92-93
Todd Pigford – 92-93, 93-94, 94-95, 95-96
Juontonio Pinckney – 96-97, 97-98, 98-99, 99-00
Tobias Pinson – 11-12
Brian Pope – 82-83, 83-84, 84-85
Torrell Priest – 12-13
Tevin Prescott – 12-13, 13-14

-R-

Jedd Rawlins – 89-90, 90-91
Tim Raxter – 78-79, 79-80, 80-81, 81-82
Jonathan Rice – 05-06, 06-07, 07-08, 08-09
Rick Riese – 78-79, 79-80, 80-81
Mantoris Robinson – 06-07, 07-08, 08-09, 09-10
Chuck Rombout – 88-89, 89-90

-S-

Hunter Sadlon – 13-14
Ivan Saicic – 13-14
Pat Sass – 82-83, 83-84, 84-85
Peter Scantlebury – 84-85
Doug Schmeiding – 78-79
Derrick Scott – 10-11, 11-12
Jarad Scott – 13-14
Everett Sesker – 85-86, 86-87, 87-88, 88-89
Kyle Shirk – 92-93
James Shuler – 02-03, 03-04, 04-05, 05-06
Andre Smith – 11-12, 12-13, 13-14
Kenny Smith – 86-87, 87-88
Sean Smith – 86-87, 87-88, 88-89, 89-90



Philip Williams is seen here swatting Gonzaga's Adam Morrison in the NCAA Tournament. Williams played four years for the Eagles and helped them to three Big South Championships

Alex Spotts – 03-04
Cameron Stanley – 08-09
Lee Stafford – 86-87, 87-88, 88-89
Chad Steele – 93-94, 94-95, 95-96, 96-97
Jimmy Stemple – 94-95, 95-96
Marcus Stewart – 00-01, 01-02
Adrian Stockman – 98-99, 99-00
David Stroman – 90-91, 93-94

-T-

John Temple – 91-92, 92-93, 93-94, 94-95
Ten Broek – 82-83, 83-84
Dan Tollens – 98-99
Roger Toxey – 97-98, 98-99, 99-00, 00-01

-V-

George Valentine – 07-08, 08-09, 10-11, 11-12
Jacques Vandescure – 98-99
Brandon Vega – 12-13, 13-14
Les Vermillion – 89-90
Marc-David Vil – 07-08, 08-09

-W-

Robbie Waldrop – 97-98, 98-99, 99-00
Rob Wallace – 96-97, 97-98, 98-99
Tyrone Walker – 00-01, 01-02, 02-03, 03-04
Allen Washington – 83-84, 84-85, 85-86
Greg Washington – 85-86, 86-87, 87-88, 88-89
Tyson Waterman – 95-96, 96-97, 98-99
Dennis Watson – 90-91, 91-92, 92-93
John Weiss – 85-86, 86-87, 87-88
Thad Whittenburg – 81-82, 82-83
Carlo Wilkins – 90-91, 91-92, 92-93, 93-94
Phillip Williams – 03-04, 04-05, 05-06, 06-07
Shaun Wise – 85-86, 87-88, 88-89, 89-90
Pierre Wooten – 98-99, 00-01, 01-02, 02-03

**A
L
L

T
I
M
E**

**L
E
T
T
E
R

W
I
N
N
E
R
S**



1,000 Point Club

Charles Brunson (F, 6-8, 210, Great Falls, SC)

| YEARS | GP-GS | FGM-FGA | 3PTM-3PTA | FTM-FTA | PTS | AVG. |
|---------------|--------------|-----------------|------------|----------------|-------------|-------------|
| 1979-80 | 20- 9 | 113-172 | 0-0 | 70-100 | 296 | 4.8 |
| 1980-81 | 39-39 | 354-540 | 0-0 | 167-235 | 875 | 22.4 |
| 1981-82 | 33-33 | 266-483 | 0-0 | 147-194 | 679 | 20.5 |
| Totals | 92-81 | 733-1195 | 0-0 | 384-529 | 1850 | 20.1 |

LaShawn Coulter (G, 6-2, 170, Newton, NC)

| YEARS | GP-GS | FGM-FGA | 3PTM-3PTA | FTM-FTA | PTS | AVG. |
|---------------|----------------|-----------------|----------------|----------------|-------------|-------------|
| 1990-91 | 28-25 | 121-275 | 8 - 26 | 25-43 | 296 | 10.5 |
| 1992-93 | 30-29 | 188-433 | 89-226 | 46-61 | 511 | 17.0 |
| 1993-94 | 27-25 | 167-419 | 87-241 | 34-41 | 458 | 16.9 |
| 1994-95 | 27-26 | 142-333 | 70-183 | 45-65 | 399 | 14.8 |
| Totals | 112-105 | 628-1460 | 254-676 | 150-210 | 1663 | 14.8 |

Greg Washington (F, 6-5, 180, Hemingway, SC)


| YEARS | GP-GS | FGM-FGA | 3PTM-3PTA | FTM-FTA | PTS | AVG. |
|---------------|----------------|----------------|-------------|----------------|-------------|-------------|
| 1985-86 | 29-29 | 189-305 | 0-0 | 95-148 | 473 | 16.3 |
| 1986-87 | 27-26 | 108-219 | 1-4 | 46-64 | 263 | 9.7 |
| 1987-88 | 30-30 | 159-333 | 1-4 | 70-85 | 389 | 12.9 |
| 1988-89 | 29-29 | 168-280 | 5-13 | 100-130 | 441 | 15.2 |
| Totals | 115-114 | 624-932 | 7-21 | 311-427 | 1566 | 14.1 |

Tyson Waterman (G, 5-11, 185, Hemingway, SC)

| YEARS | GP-GS | FGM-FGA | 3PTM-3PTA | FTM-FTA | PTS | AVG. |
|---------------|----------------|-----------------|----------------|----------------|-------------|-------------|
| 1995-96 | 26-20 | 104-242 | 52-138 | 64- 91 | 324 | 12.5 |
| 1996-97 | 27-27 | 143-369 | 59-186 | 94-133 | 439 | 16.1 |
| 1998-99 | 29-29 | 94-237 | 62-166 | 84-101 | 334 | 11.5 |
| 1999-00 | 29-29 | 114-297 | 69-195 | 67- 90 | 364 | 12.6 |
| Totals | 111-105 | 455-1145 | 242-685 | 309-415 | 1461 | 13.2 |

Fred McKinnon (F, 6-6, 185, Crystal River, FL)

| YEARS | GP-GS | FGM-FGA | 3PTM-3PTA | FTM-FTA | PTS | AVG. |
|---------------|--------------|-----------------|------------|----------------|-------------|-------------|
| 1983-84 | 30-27 | 128- 292 | 0-0 | 63-74 | 319 | 10.6 |
| 1984-85 | 27-27 | 208- 406 | 0-0 | 79-97 | 495 | 18.3 |
| 1985-86 | 29-29 | 274- 537 | 0-0 | 65-99 | 613 | 21.1 |
| Totals | 86-83 | 610-1235 | 0-0 | 207-378 | 1427 | 16.6 |



Charles Brunson is the all-time leader in points with 1,850 and accomplished this in just three seasons.



1,000 Point Club

Torrell Martin (G, 6-5, 205, Columbia, SC)

| YEARS | GP-GS | FGM-FGA | 3PTM-3PTA | FTM-FTA | PTS | AVG. |
|---------------|---------------|-----------------|-----------------|----------------|-------------|-------------|
| 2003-04 | 19- 8 | 59-153 | 22- 78 | 20 - 30 | 160 | 8.4 |
| 2004-05 | 31-30 | 135-279 | 71-164 | 66 - 89 | 407 | 13.1 |
| 2005-06 | 31-31 | 153-345 | 78-192 | 45 - 81 | 429 | 13.8 |
| 2006-07 | 27-26 | 148-298 | 54-146 | 41- 56 | 391 | 14.5 |
| Totals | 108-95 | 495-1075 | 225- 580 | 172-266 | 1387 | 12.8 |

Mark Hailey (F, 6-6, 210, Charlotte, NC)

| YEARS | GP-GS | FGM-FGA | 3PTM-3PTA | FTM-FTA | PTS | AVG. |
|---------------|----------------|-----------------|--------------|----------------|-------------|-------------|
| 1989-90 | 29-26 | 93-193 | 0-1 | 86-122 | 272 | 9.3 |
| 1990-91 | 24-21 | 79-162 | 0-2 | 65-108 | 223 | 9.3 |
| 1991-92 | 28-27 | 151-299 | 0-1 | 122-171 | 424 | 15.1 |
| 1992-93 | 30-29 | 175-381 | 13-35 | 102-142 | 465 | 15.5 |
| Totals | 111-103 | 498-1035 | 13-39 | 375-543 | 1384 | 12.5 |

Mike Gaither (G, 6-1, 180, Rock Hill, SC)

| YEARS | GP-GS | FGM-FGA | 3PTM-3PTA | FTM-FTA | PTS | AVG. |
|---------------|---------------|-----------------|------------|----------------|-------------|-------------|
| 1981-82 | 33-33 | 239-485 | 0-0 | 98-113 | 574 | 12.4 |
| 1982-83 | 35-32 | 187-405 | 0-0 | 79-95 | 454 | 12.9 |
| 1983-84 | 32-8 | 96-205 | 0-0 | 80-99 | 272 | 8.5 |
| Totals | 100-73 | 522-1095 | 0-0 | 257-307 | 1302 | 13.0 |

Ben Bennett (G, 6-1, 165, Clover, SC)

| YEARS | GP-GS | FGM-FGA | 3PTM-3PTA | FTM-FTA | PTS | AVG. |
|---------------|---------------|-----------------|------------|----------------|-------------|-------------|
| 1978-79 | 34-27 | 169-332 | 0-0 | 73-101 | 411 | 12.0 |
| 1979-80 | 27-16 | 138-284 | 0-0 | 102-124 | 378 | 14.0 |
| 1980-81 | 39-39 | 190-417 | 0-0 | 127-167 | 507 | 13.0 |
| Totals | 100-82 | 497-1033 | 0-0 | 302-392 | 1296 | 13.0 |

Michael Jenkins (G, 6-3, 195, Kinston, NC)

| YEARS | GP-GS | FGM-FGA | 3PTM-3PTA | FTM-FTA | PTS | AVG. |
|---------------|----------------|-----------------|----------------|----------------|-------------|------------|
| 2004-05 | 32- 3 | 32-121 | 18- 79 | 15- 19 | 97 | 3.0 |
| 2005-06 | 31- 1 | 62-176 | 31- 96 | 26- 35 | 181 | 5.8 |
| 2006-07 | 34-32 | 181-394 | 100-241 | 40- 57 | 502 | 14.8 |
| 2007-08 | 34-34 | 166-399 | 74- 201 | 67- 94 | 473 | 13.9 |
| Totals | 131- 70 | 441-1088 | 223-617 | 148-205 | 1253 | 9.6 |



1,000 Point Club

Tyrone Walker (F, 6-6, 220, North Augusta, SC)

| YEARS | GP-GS | FGM-FGA | 3PTM-3PTA | FTM-FTA | PTS | AVG. |
|---------------|----------------|----------------|----------------|----------------|-------------|-------------|
| 2000-01 | 30- 6 | 82-161 | 25- 59 | 42- 57 | 232 | 8.5 |
| 2001-02 | 31-31 | 116-263 | 46-124 | 63- 86 | 341 | 11.0 |
| 2002-03 | 25-24 | 112-258 | 34- 94 | 71- 87 | 329 | 13.2 |
| 2003-04 | 28-27 | 130-294 | 34-101 | 66- 96 | 360 | 12.9 |
| Totals | 114- 88 | 433-965 | 139-378 | 242-326 | 1245 | 10.9 |

Andre Jones (G, 6-2, 197, Suffolk, VA)

| YEARS | GP-GS | FGM-FGA | 3PTM-3PTA | FTM-FTA | PTS | AVG. |
|---------------|---------------|-----------------|----------------|----------------|-------------|-------------|
| 2008-09 | 30-23 | 101-276 | 35-102 | 39-52 | 276 | 9.2 |
| 2009-10 | 31-13 | 66-198 | 15-69 | 35-54 | 182 | 5.9 |
| 2010-11 | 30-30 | 116-273 | 32-90 | 57-77 | 321 | 10.7 |
| 2011-12 | 32-32 | 182-421 | 53-156 | 95-119 | 512 | 16.0 |
| Totals | 123-98 | 465-1168 | 135-417 | 226-302 | 1291 | 10.5 |

Tim Raxter (F, 6-7, 210, Rock Hill, SC)

| YEARS | GP-GS | FGM-FGA | 3PTM-3PTA | FTM-FTA | PTS | AVG. |
|---------------|---------------|----------------|------------|----------------|-------------|------------|
| 1978-79 | 34-6 | 79-172 | 0-0 | 63-103 | 221 | 6.5 |
| 1979-80 | 27-14 | 66-140 | 0-0 | 48- 74 | 180 | 6.6 |
| 1980-81 | 39-39 | 164-297 | 0-0 | 98-154 | 426 | 10.9 |
| 1981-82 | 28-26 | 132-214 | 0-0 | 102-171 | 366 | 10.0 |
| Totals | 128-85 | 441-823 | 0-0 | 311-502 | 1193 | 9.3 |

Reggie Middleton (G, 6-1, 196, Augusta, GA)

| YEARS | GP-GS | FGM-FGA | 3PTM-3PTA | FTM-FTA | PTS | AVG. |
|---------------|----------------|-----------------|----------------|----------------|-------------|-------------|
| 08-09 | 22-14 | 50-169 | 12-56 | 13-21 | 125 | 5.7 |
| 09-10 | 33-29 | 118-298 | 31-95 | 66-104 | 333 | 10.1 |
| 10-11 | 29-26 | 107-242 | 23-78 | 82-121 | 319 | 11.0 |
| 11-12 | 32-32 | 140-367 | 47-135 | 81-115 | 408 | 12.8 |
| Totals | 116-101 | 415-1076 | 113-364 | 242-361 | 1185 | 10.2 |

James Shuler (F/G, 6-6, 220, Jonesville, FL)

| YEARS | GP-GS | FGM-FGA | 3PTM-3PTA | FTM-FTA | PTS | AVG. |
|---------------|---------------|----------------|---------------|----------------|-------------|-------------|
| 2002-03 | 28- 0 | 49-121 | 8- 29 | 41- 63 | 147 | 5.2 |
| 2003-04 | 26-10 | 65-172 | 14- 52 | 83-104 | 227 | 8.7 |
| 2004-05 | 32-31 | 114-262 | 21- 61 | 139-178 | 388 | 12.1 |
| 2005-06 | 30-29 | 109-266 | 23- 75 | 157-186 | 398 | 13.3 |
| Totals | 116-70 | 337-821 | 66-217 | 420-531 | 1160 | 10.0 |



Craig Bradshaw is one of just two centers in the 1,000 point club.

1,000 Point Club

Craig Bradshaw (C, 6-10, 245, Wellington, NZ)

| YEARS | GP-GS | FGM-FGA | 3PTM-3PTA | FTM-FTA | PTS | AVG. |
|---------------|----------------|----------------|----------------|----------------|-------------|------------|
| 2003-04 | 27- 9 | 22-56 | 8- 21 | 10-17 | 62 | 2.3 |
| 2004-05 | 33-33 | 93-207 | 33- 76 | 46-70 | 265 | 8.0 |
| 2005-06 | 31-31 | 144-275 | 32- 91 | 78-118 | 398 | 12.6 |
| 2006-07 | 32-31 | 157-322 | 33-101 | 86-142 | 433 | 13.5 |
| Totals | 123-104 | 416-860 | 106-289 | 220-347 | 1158 | 9.4 |

Eddie Gay (C, 6-9, 215, St. Petersburg, FL)

| YEARS | GP-GS | FGM-FGA | 3PTM-3PTA | FTM-FTA | PTS | AVG. |
|---------------|---------------|----------------|-------------|----------------|-------------|-------------|
| 1989-90 | 22-5 | 20-38 | 0-2 | 11- 27 | 51 | 2.3 |
| 1990-91 | 28-26 | 91-157 | 0-2 | 47- 89 | 229 | 8.2 |
| 1991-92 | 28-28 | 113-177 | 0-3 | 56- 83 | 282 | 10.1 |
| 1992-93 | 30-30 | 194-309 | 0-3 | 129-191 | 517 | 17.2 |
| Totals | 108-89 | 418-681 | 0-10 | 243-390 | 1079 | 10.0 |

Carlo Wilkins (G, 6-3, 180, Tryon, NC)

| YEARS | GP-GS | FGM-FGA | 3PTM-3PTA | FTM-FTA | PTS | AVG. |
|---------------|---------------|----------------|---------------|----------------|-------------|------------|
| 1990-91 | 28-24 | 87-197 | 1- 10 | 35- 49 | 210 | 7.5 |
| 1991-92 | 27-19 | 125-274 | 6- 9 | 65- 91 | 321 | 11.9 |
| 1992-93 | 30-26 | 84-225 | 17- 79 | 66-104 | 251 | 8.4 |
| 1993-94 | 24-17 | 83-225 | 27- 87 | 45- 65 | 238 | 9.9 |
| Totals | 109-86 | 379-921 | 51-195 | 211-309 | 1020 | 9.4 |

Pierre Wooten (G, 6-3, 180, Cincinnati, OH)

| YEARS | GP-GS | FGM-FGA | 3PTM-3PTA | FTM-FTA | PTS | AVG. |
|---------------|---------------|----------------|----------------|----------------|-------------|------------|
| 1998-99 | 28- 0 | 20- 68 | 2- 15 | 34- 52 | 76 | 2.7 |
| 2000-01 | 31-31 | 85-224 | 36-105 | 58- 90 | 264 | 8.5 |
| 2001-02 | 31-30 | 80-215 | 33-101 | 94-122 | 287 | 9.3 |
| 2002-03 | 30-29 | 128-310 | 45-138 | 91-134 | 392 | 13.1 |
| Totals | 120-90 | 313-817 | 116-359 | 277-399 | 1019 | 8.5 |

Chris Gaynor (G, 5-10, 160, Winston-Salem, NC)

| YEARS | GP-GS | FGM-FGA | 3PTM-3PTA | FTM-FTA | PTS | AVG. |
|---------------|----------------|----------------|----------------|----------------|-------------|------------|
| 2004-05 | 33-33 | 72-197 | 38-120 | 29- 44 | 211 | 6.4 |
| 2005-06 | 31-31 | 75-166 | 52-118 | 11- 15 | 213 | 6.9 |
| 2006-07 | 31-31 | 78-186 | 43-110 | 42- 59 | 241 | 7.8 |
| 2007-08 | 34-34 | 110-250 | 66-152 | 49- 81 | 335 | 9.9 |
| Totals | 129-129 | 335-799 | 182-500 | 131-199 | 1000 | 7.8 |



Career Leaders

Games Played

| | |
|-----|--------------------------------|
| 131 | George Valentine--(2007-12) |
| 131 | Michael Jenkins--(2005-2008) |
| 129 | Chris Gaynor--(2005-2008) |
| 128 | Tim Raxter--(1978-82) |
| 123 | Andre Jones (2008-12) |
| 123 | Craig Bradshaw--(2004-2007) |
| 123 | Phillip Williams--(2004-2007) |
| 120 | Joab Jerome (2010-14) |
| 120 | Pierre Wooten--(1999, 2001-03) |
| 118 | Jon Bowman--(1982-86) |

Games Started

| | |
|-----|--------------------------------|
| 129 | Chris Gaynor--(2005-08) |
| 105 | Tyson Waterman--(1996, 98-00) |
| 105 | LaShawn Coulter--(1990, 92-95) |
| 104 | Craig Bradshaw--(2004-2007) |
| 104 | Mike Fayed--(1991-95) |
| 103 | Roger Toxey--(1997-01) |
| 103 | Mark Hailey--(1989-93) |
| 102 | Rick Riese--(1978-81) |
| 102 | Sean Smith--(1986-90) |

Minutes Played

| | |
|------|---------------------------------|
| 3890 | Chris Gaynor--(2005-08) |
| 3683 | LaShawn Coulter--(1990, 92-95) |
| 3461 | Mike Fayed--(1991-95) |
| 3423 | Andre Jones--(2008-12) |
| 3418 | Sean Smith--(1986-90) |
| 3407 | Tim Raxter--(1978-82) |
| 3364 | Tyson Waterman--(1996, 1998-00) |
| 3174 | Reggie Middleton--(2008-12) |
| 3158 | Charles Brunson--(1979-82) |
| 3145 | Greg Washington--(1985-89) |

Points Scored

| | |
|------|--------------------------------|
| 1850 | Charles Brunson--(1979-82) |
| 1660 | LaShawn Coulter--(1990, 92-95) |
| 1566 | Greg Washington--(1985-89) |

| | |
|------|-------------------------------|
| 1461 | Tyson Waterman- (1996, 98-00) |
| 1427 | Fred McKinnon--(1983-86) |
| 1387 | Torrell Martin--(2004-2007) |
| 1384 | Mark Hailey--(1989-93) |
| 1302 | Mike Gaither--(1981-84) |
| 1296 | Ben Bennett--(1978-81) |
| 1291 | Andre Jones--(2008-12) |

Field Goals Attempted

| | |
|------|-------------------------------|
| 1460 | LaShawn Coulter-(1990, 92-95) |
| 1235 | Fred McKinnon--(1983-86) |
| 1195 | Charles Brunson--(1979-82) |
| 1145 | Tyson Waterman--(1996, 98-00) |
| 1168 | Andre Jones--(2008-12) |
| 1098 | Michael Jenkins--(2005-08) |
| 1095 | Mike Gaither--(1981-84) |
| 1076 | Reggie Middleton--(2008-12) |
| 1075 | Torrell Martin--(2004-07) |
| 1035 | Mark Hailey--(1989-93) |

Field Goals Made

| | |
|-----|-------------------------------|
| 733 | Charles Brunson--(1979-82) |
| 628 | LaShawn Coulter-(1990, 92-95) |
| 610 | Fred McKinnon--(1983-86) |
| 522 | Mike Gaither--(1981-84) |
| 498 | Mark Hailey--(1989-93) |
| 497 | Ben Bennett--(1978-81) |
| 495 | Torrell Martin--(2004-07) |
| 480 | Greg Washington--(1985-89) |
| 465 | Andre Jones--(2008-12) |
| 455 | Tyson Waterman-(1996, 98-00) |

Field Goal Percentage

| | |
|------|---------------------------------------|
| .614 | Eddie Gay--(418-681) (1989-93) |
| .613 | Charles Brunson--(733-1195) (1979-82) |
| .564 | George Valentine--(294-521) (2007-12) |
| .556 | Dan McQueen--(252-457) (1982-84) |
| .552 | Allen Washington--(336-608) (1983-86) |
| .536 | Tim Raxter--(441-823) (1978-82) |
| .526 | Jon Bowman--(289-549) (1982-86) |

Career Leaders

| | |
|------|---------------------------------------|
| .525 | Greg Washington--(480-914) (1985-89) |
| .516 | Rocky Morris--(248-481) (1982-84) |
| .515 | Phillip Williams--(291-565) (2004-07) |

Free Throws Attempted

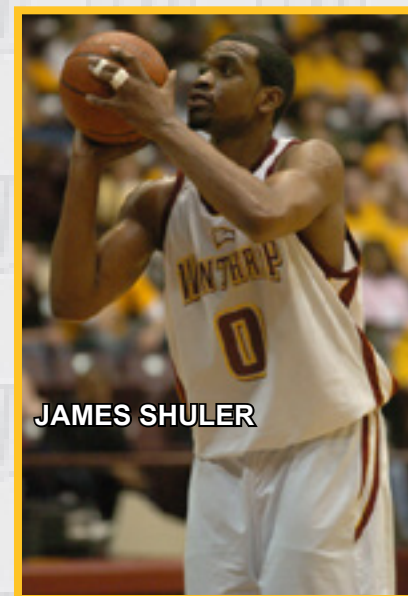
| | |
|-----|-------------------------------|
| 543 | Mark Hailey--(1989-93) |
| 531 | James Shuler - (2003-06) |
| 529 | Charles Brunson--(1979-82) |
| 502 | Tim Raxter--(1978-82) |
| 415 | Tyson Waterman-(1996, 98-00) |
| 405 | Chad Steele--(1993-97) |
| 402 | Ben Bennett--(1978-81) |
| 399 | Pierre Wooten-(1999, 2001-03) |
| 393 | Joab Jerome (2010-14) |
| 390 | Eddie Gay--(1989-93) |

Free Throws Made

| | |
|-----|-------------------------------|
| 420 | James Shuler-(2003-06) |
| 384 | Charles Brunson--(1979-82) |
| 375 | Mark Hailey--(1989-93) |
| 309 | Tyson Waterman- (1996, 98-00) |
| 302 | Ben Bennett--(1978-81) |
| 301 | Tim Raxter--(1978-82) |
| 277 | Pierre Wooten-(1999, 2001-03) |
| 276 | Joab Jerome (2010-14) |
| 258 | Chad Steele--(1993-97) |
| 257 | Mike Gaither--(1981-84) |
| 257 | Greg Washington--(1985-89) |

Free Throw Percentage

| | |
|------|-------------------------------------|
| .865 | Gerald McAfee--128-148 (1978-82) |
| .852 | Ted Houpt--144-169 (1985-87) |
| .845 | Brian Pope--174-206 (1982-85) |
| .837 | Mike Gaither--257-307 (1981-84) |
| .819 | Clay Dade--100-122 (1986-90) |
| .800 | George Henson--228-285(1988-91) |
| .791 | James Shuler--420-531 (2003-06) |
| .791 | Mike Fayed--121-153 (1991-95) |
| .785 | Phillip Williams--175-223 (2004-07) |



JAMES SHULER

James Shuler is the only player in school history to knock down 400 or more free throws in a career



Career Leaders

.779 Greg Washington--(1985-89)

3-Point Field Goals Made

254 LaShawn Coulter (1990-95)
242 Tyson Waterman (1995-2000)
225 Torrell Martin (2003-07)
223 Michael Jenkins (2004-08)
199 Chris Gaynor (2004-08)
195 Robbie Waldrop (1997-2000)
160 David McMahan (1993-96)
150 Andre Smith (2011-present)
140 Tyrone Walker (2000-04)
135 Andre Jones (2008-12)

3-Point Field Goals Attempted

685 Tyson Waterman (1995-2000)
678 LaShawn Coulter (1990-95)
617 Michael Jenkins (2004-08)
580 Torrell Martin (2003-07)
525 Robbie Waldrop (1997-2000)
500 Chris Gaynor (2004-08)
435 David McMahan (1993-96)
417 Andre Jones (2008-12)
394 Andre Smith (2011-present)
383 Roger Toxey (1997-2001)

3-Point Field Goal Percentage (75 made min.)

.425 J. Weiss (1986-88)
.417 John Temple (1991-95)
.398 Chris Gaynor (2004-08)
.388 Torrell Martin (2003-07)
.381 Andre Smith (2011-present)
.378 Mike Fayed (1991-95)
.375 LaShawn Coulter (1990-95)
.371 Robbie Waldrop (1997-2000)
.369 Tyrone Walker (2000-04)
.368 David McMahan (1993-96)

Rebounds

913 Charles Brunson--(1979-82)

692 Chad Steele--(1993-97)
690 Tyrone Walker--(2000-04)
675 Mark Hailey--(1989-93)
676 George Valentine--(2007-12)
652 Tim Raxter--(1978-82)
637 Eddie Gay--(1989-93)
573 Craig Bradshaw--(2004-07)
566 Greg Washington--(1985-89)
546 Donnie Creamer--(1978-80)
545 Ronnie Creamer--(1978-80)

Assists

656 Rick Riese--(1978-81)
567 Chris Gaynor--(2005-08)
557 Mike Fayed--(1991-95)
469 Tyson Waterman--(1996/98-00)
427 Chris Gaynor--(2005-08)
410 Reggie Middleton (2008-12)
375 Pierre Wooten--(1999, 2001-03)
362 Ben Bennett--(1978-81)
338 James Shuler--(2003-06)
321 Sean Smith--(1986-90)

Steals

476 Rick Riese--(1978-81)
259 Chris Gaynor--(2005-08)
204 Roger Toxey--(1997-01)
186 Tyson Waterman--(1996, 98-00)
174 LaShawn Coulter--(1990, 92-95)
173 Reggie Middleton--(2008-12)
162 Chris Gaynor--(2005-)
162 Mark Hailey--(1989-93)
154 Torrell Martin--(2004-07)
146 James Shuler--(2003-06)

Blocked Shots

139 Billy Houston (2003-06)
125 Josh Grant--(2001-2004)
104 Tyrone Walker--(2000-2004)
103 Allen Washington--(1983-86)

Career Leaders

97 George Valentine--(2007-12)
97 Rick Riese--(1978-81)
92 Craig Bradshaw--(2004-07)
96 Todd Lassiter--(1993, 94-97)
84 Tim Raxter--(1978-82)
76 Heson Groves--(1995-99)
76 Eddie Gay--(1989-93)

Personal Fouls

339 Mark Hailey--(1989-93)
335 Chad Steele--(1993-97)
317 Tyson Waterman--(1996, 1998-00)
317 Rick Riese--(1978-81)
300 Melvin Branham--(1991-95)
292 Mike Fayed--(1991-95)
283 Reggie Middleton--(2008-12)
275 Tim Raxter--(1978-82)
268 Billy Houston--(2003-2006)
264 Carlo Wilkins--(1990-94)

Times Disqualified

23 Melvin Branham--(1991-95)
22 Mark Hailey--(1989-93)
19 Ronnie Creamer--(1978-80)
16 Rick Riese--(1978-81)
14 Tyson Waterman--(1996, 98-00)
13 Jeff Pickard--(1989-93)
13 Jerome McKiver--(1982-86)
12 Chad Steele--(1993-97)
10 Kenny Smith--(1986-88)
10 Todd Lassiter--(1993, 94-97)



BILLY HOUSTON

Billy Houston became the school's all-time shot blocker in just three seasons



Chris Gaynor (right) is 2nd all-time in assists and steals



Season Top 10

Season Top 10

Games Played

| | |
|----|---------------------------|
| 39 | Charlie Brunson (1980-81) |
| 39 | Ben Bennett (1980-81) |
| 39 | Tim Raxter (1980-81) |
| 39 | Rick Riese (1980-81) |
| 38 | Jim Gibson (1980-81) |
| 37 | Alan Ours (1980-81) |
| 37 | Gerald McAfee (1980-81) |
| 35 | Mike Gaither (1982-83) |
| 35 | Dan McQueen (1982-83) |
| 35 | Brian Pope (1982-83) |
| 35 | Ronnie Creamer (1978-79) |
| 35 | Rick Riese (1978-79) |
| 35 | John Bownman (1982-83) |

Games Started

| | |
|----|----------------------------|
| 39 | Charlie Brunson (1980-81) |
| 39 | Ben Bennett (1980-81) |
| 39 | Tim Raxter (1980-81) |
| 39 | Rick Riese (1980-81) |
| 35 | Dan McQueen (1982-83) |
| 34 | Michael Jenkins (2007-08) |
| 34 | Chris Gaynor (2007-08) |
| 34 | Phillip Williams (2006-07) |
| 34 | Ronnie Creamer (1978-79) |
| 33 | Craig Bradshaw (2004-05) |
| 33 | Phillip Williams (2004-05) |
| 33 | Chris Gaynor (2004-05) |
| 33 | Charlie Brunson (1981-82) |
| 33 | Mike Gaither (1981-82) |
| 33 | Rick Riese (1978-79) |

Minutes Played

| | |
|-------|---------------------------|
| 1,374 | Charlie Brunson (1980-81) |
| 1,303 | Tim Raxter (1980-81) |
| 1,261 | Ben Bennett (1980-81) |
| 1,250 | Charlie Brunson (1981-82) |
| 1,226 | Mike Gaither (1981-82) |
| 1,220 | Rick Riese (1980-81) |
| 1,131 | Dan McQueen (1982-83) |
| 1,120 | Chris Gaynor (2007-08) |
| 1,111 | Fred McKinnon (1985-86) |
| 1,083 | Michael Jenkins (2007-08) |

Points Scored

| | |
|-----|---------------------------|
| 875 | Charlie Brunson (1980-81) |
| 679 | Charlie Brunson (1981-82) |
| 613 | Fred McKinnon (1985-86) |
| 597 | Ronnie Creamer (1978-79) |
| 576 | Mike Gaither (1981-82) |
| 517 | Eddie Gay (1992-93) |
| 511 | LaShawn Coulter (1992-93) |
| 507 | Ben Bennett (1980-81) |
| 512 | Andre Jones (2011-12) |
| 502 | Michael Jenkins (2006-07) |

Scoring Average (min. 20 games)

| | |
|------|---------------------------|
| 22.4 | Charlie Brunson (1980-81) |
| 21.1 | Fred McKinnon (1985-86) |
| 20.5 | Charlie Brunson (1981-82) |
| 18.3 | Fred McKinnon (1984-85) |
| 17.6 | Ted Houpt (1986-87) |
| 17.4 | Mike Gaither (1981-82) |
| 17.2 | Eddie Gay (1992-93) |
| 17.0 | LaShawn Coulter (1992-93) |
| 17.0 | Ronnie Creamer (1978-79) |
| 16.9 | LaShawn Coulter (1993-94) |

Field Goals Attempted

| | |
|-----|---------------------------|
| 584 | Ronnie Creamer (1978-79) |
| 540 | Charlie Brunson (1980-81) |
| 537 | Fred McKinnon (1985-86) |
| 485 | Mike Gaither (1981-82) |
| 483 | Charlie Brunson (1981-82) |
| 433 | LaShawn Coulter (1992-93) |
| 421 | Andre Jones (2011-12) |
| 419 | LaShawn Coulter (1993-94) |
| 417 | Ben Bennett (1980-81) |
| 407 | Donnie Creamer (1978-79) |

Field Goals Made

| | |
|-----|---------------------------|
| 354 | Charlie Brunson (1980-81) |
| 276 | Ronnie Creamer (1978-79) |
| 274 | Fred McKinnon (1985-86) |
| 266 | Charlie Brunson (1981-82) |
| 239 | Mike Gaither (1981-82) |
| 208 | Fred McKinnon (1984-85) |

| | |
|-----|----------------------------|
| 199 | Donnie Creamer (1978-79) |
| 194 | Eddie Gay (1992-93) |
| 190 | Ben Bennett (1980-81) |
| 189 | Allen Washington (1985-86) |

Field Goal Percentage (min. 100 made)

| | |
|------|----------------------------|
| .657 | Charlie Brunson (1979-80) |
| .655 | Charlie Brunson (1980-81) |
| .638 | Eddie Gay (1991-92) |
| .628 | Eddie Gay (1992-93) |
| .620 | Allen Washington (1985-86) |
| .617 | Tim Raxter (1981-82) |
| .600 | Greg Washington (1988-89) |
| .592 | Ken Smith (1987-88) |
| .582 | Lenwood Harris (1986-87) |
| .552 | Tim Raxter (1980-81) |

Free Throws Attempted

| | |
|-----|---------------------------|
| 235 | Charlie Brunson (1980-81) |
| 194 | Charlie Brunson (1981-82) |
| 192 | Marcus Stewart (2000-01) |
| 191 | Eddie Gay (1992-93) |
| 186 | James Shuler (2005-06) |
| 178 | James Shuler (2004-05) |
| 172 | Melvin Branham (1993-94) |
| 171 | Mark Hailey (1991-92) |
| 171 | Tim Raxter (1981-82) |
| 169 | George Henson (1989-90) |

Free Throws Made

| | |
|-----|---------------------------|
| 167 | Charlie Brunson (1980-81) |
| 157 | James Shuler (2005-06) |
| 147 | Charlie Brunson (1981-82) |
| 139 | James Shuler (2004-05) |
| 135 | George Henson (1989-90) |
| 133 | Marcus Stewart (2000-01) |
| 129 | Eddie Gay (1992-93) |
| 127 | Melvin Branham (1993-94) |
| 127 | Ben Bennett (1980-81) |
| 122 | Mark Hailey (1991-92) |

Free Throw Percentage (min. 80 made)

| | |
|------|--------------------------|
| .867 | Mike Gaither (1981-82) |
| .844 | James Shuler (2005-06) |
| .832 | Tyson Waterman (1998-99) |
| .823 | Ben Bennett (1979-80) |
| .808 | Mike Gaither (1983-84) |
| .798 | James Shuler (2003-04) |
| .798 | Andre Jones (2011-12) |
| .798 | George Henson (1989-90) |
| .796 | Eyo Effiong (1999-2000) |
| .781 | James Shuler (2004-05) |

3-point Field Goals Made (min. 30 made)

| | |
|-----|----------------------------|
| 100 | Michael Jenkins (2006-07) |
| 89 | LaShawn Coulter (1992-93) |
| 87 | LaShawn Coulter (1993-94) |
| 78 | Torrell Martin (2005-06) |
| 76 | Robbie Waldrop (1999-2000) |
| 76 | David McMahan (1994-95) |
| 74 | Michael Jenkins (2007-08) |
| 71 | Andre Smith (2013-14) |
| 71 | Torrell Martin (2004-05) |
| 71 | Robbie Waldrop (1998-99) |

3-point Field Goals Attempted

| | |
|-----|----------------------------|
| 241 | Michael Jenkins (2006-07) |
| 241 | LaShawn Coulter (1993-94) |
| 226 | LaShawn Coulter (1992-93) |
| 201 | Michael Jenkins (2007-08) |
| 198 | David McMahan (1994-95) |
| 197 | Robbie Waldrop (1999-2000) |
| 195 | Tyson Waterman (1999-2000) |
| 192 | Torrell Martin (2005-06) |
| 190 | Robbie Waldrop (1998-99) |
| 185 | Tyson Waterman (1996-97) |

3-point Field Goal Percentage (min. 35 made)

| | |
|------|------------------------|
| .442 | Joab Jerome (2013-14) |
| .441 | Keon Johnson (2013-14) |
| .441 | Chris Gaynor (2005-06) |
| .437 | John Weiss (1987-88) |
| .434 | Chris Gaynor (2007-08) |



Season Top 10

Season Top 10



GREG LEWIS

Greg Lewis averaged a double-double in 2001-02. He became the 3rd player in school history to do so and the first at the NCAA Division I level.

| | |
|------|---------------------------|
| .433 | Torrell Martin (2004-05) |
| .418 | Andre Smith (2013-14) |
| .415 | Michael Jenkins (2006-07) |
| .408 | Derrick Knox (2000-01) |
| .406 | Torrell Martin (2005-06) |

Rebounds

| | |
|-----|----------------------------|
| 453 | Charlie Brunson (1980-81) |
| 313 | Greg Lewis (2001-02) |
| 308 | Ronnie Creamer (1978-79) |
| 294 | Charlie Brunson (1981-82) |
| 290 | Allen Washington (1985-86) |
| 289 | Mark Hailey (1992-93) |
| 285 | Mike Gaither (1982-83) |
| 280 | Donnie Creamer (1979-80) |
| 266 | Donnie Creamer (1978-79) |
| 257 | Eddie Gay (1992-93) |

Rebound Per Game

| | |
|------|----------------------------|
| 11.6 | Charlie Brunson (1980-81) |
| 10.1 | Greg Lewis (2001-02) |
| 10.0 | Allen Washington (1985-86) |
| 9.7 | Donnie Creamer (1979-80) |
| 9.6 | Mark Hailey (1992-93) |
| 8.9 | Charlie Brunson (1981-82) |
| 8.8 | Ronnie Creamer (1979-80) |
| 8.8 | Ronnie Creamer (1978-79) |
| 8.6 | Eddie Gay (1992-93) |
| 8.3 | Charlie Brunson (1979-80) |
| 8.3 | Donnie Creamer (1978-79) |

Assists

| | |
|-----|----------------------------|
| 317 | Rick Riese (1980-81) |
| 184 | Rick Riese (1978-79) |
| 183 | Mike Fayed (1992-93) |
| 159 | Mike Fayed (1994-95) |
| 157 | Ben Bennett (1978-79) |
| 155 | Rick Riese (1979-80) |
| 152 | Chris Gaynor (2004-05) |
| 148 | Tyson Waterman (1999-2000) |
| 140 | Chris Gaynor (2007-08) |
| 139 | Chris Gaynor (2005-06) |

Assists Per Game

| | |
|------|----------------------------|
| 8.13 | Rick Riese (1980-81) |
| 6.10 | Mike Fayed (1992-93) |
| 5.88 | Mike Fayed (1994-95) |
| 5.26 | Rick Riese (1978-79) |
| 5.17 | Rick Riese (1979-80) |
| 5.10 | Tyson Waterman (1999-2000) |
| 4.67 | Tyson Waterman (1996-97) |
| 4.62 | Ben Bennett (1978-79) |
| 4.61 | Chris Gaynor (2004-05) |
| 4.48 | Chris Gaynor (2005-06) |

Steals

| | |
|-----|-----------------------------|
| 208 | Rick Riese (1980-81) |
| 140 | Rick Riese (1978-79) |
| 128 | Rick Riese (1979-80) |
| 97 | Chris Gaynor (2007-08) |
| 70 | Chris Gaynor (2004-05) |
| 65 | Dan McQueen (1982-83) |
| 62 | Mike Gaither (1981-82) |
| 59 | Roger Toxey (2000-01) |
| 57 | Tyson Waterman (1996-97) |
| 56 | Mantoris Robinson (2009-10) |
| 56 | Mike Gaither (1982-83) |

Steals Per Game

| | |
|------|--------------------------|
| 5.33 | Rick Riese (1980-81) |
| 4.27 | Rick Riese (1979-80) |
| 4.00 | Rick Riese (1978-79) |
| 2.85 | Chris Gaynor (2007-08) |
| 2.26 | Shawn Wise (1989-90) |
| 2.12 | Chris Gaynor (2004-05) |
| 2.11 | Tyson Waterman (1996-97) |
| 1.88 | Mike Gaither (1981-82) |
| 1.86 | Mike Gaither (1982-83) |
| 1.80 | Mark Hailey (1992-93) |

Blocked Shots

| | |
|----|----------------------------|
| 66 | Josh Grant (2002-03) |
| 52 | Billy Houston (2004-05) |
| 46 | Allen Washington (1985-86) |
| 44 | Chris Malcom (2008-09) |
| 43 | Tim Raxter (1980-81) |

| | |
|----|--------------------------|
| 40 | Todd Lassiter (1996-97) |
| 39 | Dan McQueen (1982-83) |
| 38 | Craig Bradshaw (2006-07) |
| 38 | Ronnie Creamer (1978-79) |
| 37 | Josh Grant (2001-02) |

Blocked Shots Per Game (25 min.)

| | |
|------|----------------------------|
| 2.28 | Josh Grant (2002-03) |
| 1.59 | Allen Washington (1985-86) |
| 1.58 | Billy Houston (2004-05) |
| 1.48 | Josh Grant (2001-02) |
| 1.48 | Todd Lassiter (1996-97) |
| 1.47 | Chris Malcom (2008-09) |
| 1.31 | Todd Lassiter (1995-96) |
| 1.21 | Billy Houston (2003-04) |
| 1.20 | Tyrone Walker (2002-03) |
| 1.19 | Craig Bradshaw (2006-07) |

Assist-to-Turnover Ratio

| | |
|------|----------------------------|
| 4.01 | Rick Riese (1980-81) |
| 3.47 | Rick Riese (1978-79) |
| 3.16 | Chris Gaynor (2006-07) |
| 3.09 | Chris Gaynor (2005-06) |
| 2.82 | Rick Riese (1979-80) |
| 2.50 | Chris Gaynor (2007-08) |
| 2.41 | Mike Fayed (1992-93) |
| 2.21 | Mike Fayed (1994-95) |
| 2.14 | Chris Gaynor (2004-05) |
| 2.03 | Reggie Middleton (2008-09) |

Turnovers

| | |
|-----|----------------------------|
| 125 | Mike Gaither (1981-82) |
| 110 | Carlo Wilkins (1990-91) |
| 110 | Charlie Brunson (1980-81) |
| 106 | Tim Raxter (1980-81) |
| 105 | Mike Fayed (1991-92) |
| 102 | Tyson Waterman (1996-97) |
| 100 | Tyson Waterman (1999-2000) |
| 97 | Ted Houpt (1986-87) |
| 96 | Mark Hailey (1992-93) |
| 94 | Greg Lewis (2001-02) |



School Records

MOST POINTS

Game: 132 vs. Morris, 11-29-85
 Season: 2,866 in 1980-81
 Best Scoring Average: 83.6 in 1992-93

MOST FIELD GOALS MADE

Game: 57 vs. Morris, 11-29-85
 Season: 1,161 in 1978-79

MOST FIELD GOALS ATTEMPTED

Game: 101 vs. Piedmont, 11-24-78
 Season: 2,415 in 1978-79

BEST FIELD GOAL ACCURACY

Game: .706 vs. USC-Aiken (36-51), 1-17-82
 Season: .530 in 1985-86

MOST 3-POINT FIELD GOALS ATTEMPTED

Game: 38 vs. North Carolina, 11-15-06
 Season: 773 in 2006-07

MOST 3-POINT FIELD GOALS MADE

Game: 17 vs. UNC Asheville, 2-26-00
 17 vs. North Greenville, 11-10-06
 Season: 278 in 2006-07

BEST 3-POINT FIELD GOAL ACCURACY (min. 8 made)

Game: .714 (10-for-14) vs. Barton, 12-2-04 (Won, 86-57)

D1 Opponent

.643 (9-for-14) vs. High Point, 12-5-09 (Won 82-68)
 Season: 278 in 2006-07

MOST FREE THROWS MADE

Game: 39 vs. St. Francis, 11-27-89
 Season: 646 in 1980-81

MOST FREE THROWS ATTEMPTED

Game: 49 vs. Methodist, 11-29-86
 Season: 931 in 1980-81

BEST FREE THROW ACCURACY

Game: 1.000 vs. Liberty (21-21), 3-5-14/vs. Lander (13-13), 2-20-85
 Season: .747 in 1988-89

MOST REBOUNDS

Game: 70 vs. Presbyterian, 2-11-80

School Records

Season: 1,613 in 1978-79

MOST ASSISTS

Game: 37 vs. Newberry, 2-17-79
 Season: 818 in 1978-79

MOST PERSONAL FOULS

Game: 37 vs. Georgia State, 12-30-95
 Season: 751 in 1978-79

MOST STEALS

Game: 21 vs. Wofford, 1-31-80/21 vs. Morris, 11-29-85
 Season: 479 in 1979-80

MOST BLOCKED SHOTS

Game: 16 vs. Voorhees, 2-16-81
 Season: 158 in 1978-79

OTHERS

Most Games: 39 in 1980-81
Most Wins: 31 in 1980-81
Fewest Wins: 4 in 1993-94
Most Losses: 23 in 1993-94
Fewest Losses: 5 in 2006-07
Best Winning Pct.: .818 (29-5) in 2006-07
Worst Winning Pct.: .148 (4-23) in 1993-94
Largest Margin of Victory: 97 vs. Johnson & Wales, 12-7-96
Largest Margin of Defeat: 57 vs. Seton Hall, 12-29-90
Longest Winning Streak: 18 in 2004-05
Longest Losing Streak: 13 in 1986-87
Most Points First Half: 64 vs. Johnson & Wales, 12-7-96
Most Points Second Half: 71 vs. Morris, 11-29-85
Fewest Points in a Game: 23 vs. Coll. of Charleston, 2-26-93
Fewest Points First Half: 6 vs. Coll. of Charleston, 2-26-83
Fewest Points Second Half: 11 vs. Washington. State, 3-20-08
Fewest Points Allowed In A Half: 8 by Coll. of Charleston, 2-26-83



Winthrop Individual Records

MOST POINTS

| | | |
|---------|------|---|
| Game: | 45 | Melvin Branham vs. Charleston Southern, 1-10-94 |
| Season: | 875 | Charles Brunson in 1980-81 |
| Career: | 1850 | Charles Brunson in 1979-82 |

MOST FIELD GOALS MADE

| | | |
|---------|-----|------------------------------------|
| Game: | 20 | Fred McKinnon vs. Morris, 11-25-85 |
| Season: | 354 | Charles Brunson in 1980-81 |
| Career: | 733 | Charles Brunson in 1979-82 |

MOST FIELD GOALS ATTEMPTED

| | | |
|---------|------|--------------------------------------|
| Game: | 31 | Fred McKinnon vs. Morris, 11-29-85 |
| Season: | 584 | Ronnie Creamer in 1978-79 |
| Career: | 1460 | LaShawn Coulter in 1990-91 and 92-95 |

BEST FIELD GOAL ACCURACY

| | | |
|---------------|-------|---|
| Game: | 1.000 | Brian Pope (10-10) vs. Morris, 1-6-84 |
| (Min. 9 att.) | | Eddie Gay (10-10) vs. Coppin, 11-23-91 |
| | | Allen Washington (9-9) vs. Pfeiffer, 2-5-86 |
| Season: | .657 | Charles Brunson (113-172) 1979-80 |
| Career: | .614 | Eddie Gay (418-681) in 1992-93 |

MOST 3-POINT FIELD GOALS ATTEMPTED

| | | |
|---------|-----|--------------------------------|
| Game: | 21 | LaShawn Coulter |
| Season: | 241 | LaShawn Coulter in 1993-94 |
| | 241 | Michael Jenkins in 2006-07 |
| Career: | 679 | LaShawn Coulter in 1990, 92-95 |

MOST 3-POINT FIELD GOALS MADE

| | | |
|---------|-----|--|
| Game: | 12 | David McMahan vs. Coastal Carolina, 1-15-96 |
| | 12 | Michael Jenkins vs. North Greenville, 11-10-06 |
| Season: | 100 | Michael Jenkins in 2006-07 |
| Career: | 254 | LaShawn Coulter in 1990, 92-95 |

MOST FREE THROWS MADE

| | | |
|--------------|-----|--------------------------------------|
| Game: | 18 | Mark Hailey vs. Averett, 11-26-91 |
| | 18 | James Shuler vs. High Point, 2-23-06 |
| Season: | 167 | Charles Brunson in 1980-81 |
| Career: | 384 | Charles Brunson in 1979-82 |
| Consecutive: | 26 | Ted Houpt in 1985-86 |

MOST FREE THROWS ATTEMPTED

| | | |
|---------|-----|-----------------------------------|
| Game: | 20 | Mark Hailey vs. Averett, 11-26-91 |
| Season: | 235 | Charles Brunson in 1980-81 |
| Career: | 543 | Mark Hailey in 1992-93 |

BEST FREE THROW ACCURACY

| | | |
|---------|-------|--|
| Game: | 1.000 | James Shuler (18-18) vs. High Point, 2-23-06 |
| Season: | .884 | Britt Hudson (23-26) in 1979-80 (min. 20 att.) |
| Career: | .865 | Gerald McAfee (128-148) 1978-82 |

Winthrop Individual Records

BEST SCORING AVERAGE

| | | |
|---------|------|---|
| Season: | 22.4 | Charles Brunson (875 pts-39 games) 1980-81 |
| Career: | 20.1 | Charles Brunson (1850 pts-92 games) 1979-82 |

REBOUNDS

| | | |
|---------|-----|---|
| Game: | 23 | Allen Washington vs. Piedmont, 11-30-85 |
| Season: | 453 | Charles Brunson in 1980-81 |
| Career: | 913 | Charles Brunson in 1979-82 |

ASSISTS

| | | |
|---------|-----|---|
| Game: | 17 | Rick Riese vs. Limestone, Feb. 12, 1981 |
| Season: | 317 | Rick Riese in 1980-81 |
| Career: | 656 | Rick Riese in 1978-81 |

BLOCKED SHOTS

| | | |
|---------|-----|--|
| Game: | 7 | Rick Riese vs. Limestone, Feb. 12, 1981 |
| | 7 | Billy Houston vs. UNC Asheville, Jan. 11, 2006 |
| Season: | 66 | Josh Grant in 2002-03 |
| Career: | 141 | Billy Houston in 2003-06 |

STEALS

| | | |
|---------|-----|-----------------------------------|
| Game: | 13 | Rick Riese vs. Limestone, 2-12-81 |
| Season: | 208 | Rick Riese in 1979-80 |
| Career: | 476 | Rick Riese in 1978-81 |

GAMES PLAYED

| | | |
|---------|-----|---|
| Season: | 39 | Charles Brunson, Ben Bennett, Tim Raxter, Rick Riese, Jim Gibson in 1980-81 |
| Career: | 128 | Tim Raxter in 1978-82 |

GAMES STARTED

| | | |
|---------|-----|---|
| Season: | 39 | Charles Brunson, Ben Bennett, Tim Raxter, Rick Reese in 1980-81 |
| Career: | 129 | Chris Gaynor in 2005-08 |

MINUTES PLAYED

| | | |
|---------|------|----------------------------|
| Season: | 1374 | Charles Brunson in 1980-81 |
| Career: | 3890 | Chris Gaynor in 2005-08 |

PERSONAL FOULS

| | | |
|---------|-----|---------------------------|
| Season: | 139 | Ronnie Creamer in 1978-79 |
| Career: | 339 | Mark Hailey in 1989-93 |

TIMES DISQUALIFIED

| | | |
|---------|----|---------------------------|
| Season: | 14 | Donnie Creamer in 1978-79 |
| | | Melvin Branham in 1993-94 |
| Career: | 22 | Mark Hailey in 1989-93 |



Award Winners

NAIA All-American

| | |
|-----------------|---------------------|
| Charles Brunson | (1981) First team |
| Charles Brunson | (1982) First team |
| Fred McKinnon | (1985) Hon. mention |

NAIA All-District 6

| | |
|-----------------|--------------|
| Ronnie Creamer | (1979) |
| Donnie Creamer | (1979) |
| Rick Riese | (1980) |
| Charles Brunson | (1981, 1982) |
| Fred McKinnon | (1985) |

WBTV Carolina Classic

| | |
|-----------------|-------------------------------------|
| Charles Brunson | (1980) Tourn. MVP |
| Rick Riese | (1980) All-Tourney |
| Fred McKinnon | (1984, 1985) All-Tourney Tourn. MVP |

Sun Coast Classic

| | |
|-----------------|--------------------|
| Charles Brunson | (1980) Tourn. MVP |
| Rick Riese | (1980) All-Tourney |

Arizona State Classic

| | |
|---------------|--------|
| Tyrone Walker | (2003) |
|---------------|--------|

Marquette Pepsi Blue & Gold Classic

| | |
|----------------|------------|
| Craig Bradshaw | (2005) MVP |
|----------------|------------|

CollegelInsider.com National Mid-Major Most Valuable Player

| | |
|--------------|--------|
| Chris Gaynor | (2008) |
|--------------|--------|

Big South Player of the Year

| | |
|------------|--------|
| Greg Lewis | (2002) |
|------------|--------|

All-Big South

| | |
|-------------------|--------------------------|
| Fred McKinnon | (1986) MVP |
| Allen Washington | (1986) |
| Ted Houpt | (1987) |
| Sean Smith | (1989) |
| Shaun Wise | (1989, 1990) |
| George Henson | (1990) |
| Mark Hailey | (1992, 1993) |
| Eddie Gay | (1993) |
| Tyson Waterman | (1997, 1999, 2000) |
| Heson Groves | (1999) |
| Roger Toxey | (1999) |
| Greg Lewis | (2000, 2002) |
| Marcus Stewart | (2001) |
| Tyrone Walker | (2001, 2002, 2003, 2004) |
| Pierre Wooten | (2003) |
| James Shuler | (2005, 2006) |
| Torrell Martin | (2005, 2006, 2007) |
| Craig Bradshaw | (2007) |
| Michael Jenkins | (2007) |
| Michael Jenkins | (2008) |
| Chris Gaynor | (2008) |
| Mantoris Robinson | (2010) |
| Keon Moore | (2014) |

Big South All-Tournament

| | |
|------------------|-------------------|
| Allen Washington | (1986) |
| John Weiss | (1988) |
| Shaun Wise | (1988) Tourn. MVP |
| Greg Washington | (1988, 1989) |
| George Henson | (1990, 1991) |
| Mark Hailey | (1993) |
| Eddie Gay | (1993) |

Award Winners

| | |
|-------------------|---------------------------|
| Heson Groves | (1999) Tourn. MVP |
| Tyson Waterman | (1999, 2000) |
| Greg Lewis | (2000, 2002) Tourn. MVP |
| Robbie Waldrop | (2000) |
| Marcus Stewart | (2001) |
| Tyrone Walker | (2001, 2002) |
| James Shuler | (2005) |
| Torrell Martin | (2005, 2006) Tourn. MVP-2 |
| Chris Gaynor | (2006, 2007) |
| Craig Bradshaw | (2006, 2007) Tourn. MVP |
| Andy Buechert | (2008, 2010) |
| Taj McCullough | (2008) |
| Michael Jenkins | (2008) Tourn. MVP |
| Reggie Middleton | (2010) |
| Mantoris Robinson | (2010) Tourn. MVP |

Big South All- Freshman Team

| | |
|----------------|--------|
| Steve Napper | (1994) |
| Tyson Waterman | (1996) |
| Robbie Waldrop | (1998) |
| Tyrone Walker | (2001) |
| Billy Houston | (2003) |
| Torrell Martin | (2004) |
| Chris Gaynor | (2005) |
| Charles Corbin | (2008) |

Big South Freshman of the Year

| | |
|----------------|--------|
| Tyson Waterman | (1996) |
| Tyrone Walker | (2001) |

Big South Defensive Player of the Year

| | |
|-------------------|--------------|
| Mantoris Robinson | (2009, 2010) |
|-------------------|--------------|



Big South

Players of the Year

| | | |
|----------------|----------------------|------------------|
| 1985-86 | Fred McKinnon | Winthrop |
| 1986-87 | Clarence Grier | Campbell |
| 1987-88 | Derek Wilson | Coastal Carolina |
| 1988-89 | Henry Wilson | Campbell |
| 1989-90 | Tony Dunkin | Coastal Carolina |
| 1990-91 | Tony Dunkin | Coastal Carolina |
| 1991-92 | Tony Dunkin | Coastal Carolina |
| 1992-93 | Tony Dunkin | Coastal Carolina |
| 1993-94 | Joe Spinks | Campbell |
| 1994-95 | Eric Burks | Charleston Sou. |
| 1995-96 | T.L. Latson | Charleston Sou. |
| 1996-97 | Josh Pittman | UNC Asheville |
| 1997-98 | Josh Pittman | UNC Asheville |
| 1998-99 | Kevin Martin | UNC Asheville |
| 1999-00 | Jason Williams | Radford |
| 2000-01 | Torrey Butler | Coastal Carolina |
| 2001-02 | Greg Lewis | Winthrop |
| 2002-03 | Torrey Butler | Coastal Carolina |
| 2003-04 | Danny Gathings | High Point |
| 2004-05 | Pele Paelay | Coastal Carolina |
| 2005-06 | Jack Leasure | Coastal Carolina |
| 2006-07 | Arizona Reid | High Point |
| 2007-08 | Arizona Reid | High Point |
| 2008-09 | Art Parakhouski | Radford |
| 2009-10 | Art Parakhouski | Radford |
| 2010-11 | Jesse Sanders | Liberty |
| 2011-12 | Matt Dickey | UNC Asheville |
| 2012-13 | Stan Okoye | VMI |
| 2013-14 | John Brown | High Point |

Tournament MVPs

| | | |
|-------------|---------------------|------------------|
| 1986 | Ben Hinson | Charleston Sou. |
| 1987 | Ben Hinson | Charleston Sou. |
| 1988 | Shaun Wise | Winthrop |
| 1989 | Milton Moore | UNC Asheville |
| 1990 | Milton Moore | UNC Asheville |
| 1991 | Tony Dunkin | Coastal Carolina |
| 1992 | Mark Mocnik | Campbell |
| 1993 | Tony Dunkin | Coastal Carolina |
| 1994 | Peter Aluma | Liberty |
| 1995 | Eric Burks | Charleston Sou. |
| 1996 | Scott Hartzell | UNCG |
| 1997 | Peter Aluma | Liberty |
| 1998 | Kevin Robinson | Radford |
| 1999 | Heson Groves | Winthrop |
| 2000 | Greg Lewis | Winthrop |

| | | |
|-------------|--------------------------|------------------|
| 2001 | Andre Savtchenko | Radford |
| 2002 | Greg Lewis | Winthrop |
| 2003 | Andre Smith | UNC Asheville |
| 2004 | Danny Gathings | High Point |
| 2005 | Torrell Martin | Winthrop |
| 2006 | Torrell Martin | Winthrop |
| 2007 | Craig Bradshaw | Winthrop |
| 2008 | Michael Jenkins | Winthrop |
| 2009 | Art Parakhouski | Radford |
| 2010 | Mantoris Robinson | Winthrop |
| 2011 | Matt Dickey | UNC Asheville |
| 2012 | J.P. Primm | UNC Asheville |
| 2013 | Davon Marshall | Liberty |
| 2014 | Warren Gillis | Coastal Carolina |

Freshman of the Year

| | | |
|----------------|-----------------------|------------------|
| 1989-90 | Tony Dunkin | Coastal Carolina |
| 1990-91 | Joe Spinks | Campbell |
| 1991-92 | Scott Neely | Campbell |
| 1992-93 | Dan Pogue | Campbell |
| | Scott Hartzell | UNCG |
| 1993-94 | Anthony Walker | Radford |
| 1994-95 | Derrick Nix | UNCG |
| 1995-96 | Tyson Waterman | Winthrop |
| 1996-97 | Isaac Green | UMBC |
| 1997-98 | Kennedy Okafor | UMBC |
| 1998-99 | Steve Miles | Coastal Carolina |
| 1999-00 | Andre Smith | UNC Asheville |
| 2000-01 | Tyrone Walker | Winthrop |
| 2001-02 | Joe Knight | High Point |
| 2002-03 | Whit Holcomb-Faye | Radford |
| 2003-04 | Larry Blair | Liberty |
| 2004-05 | Jack Leasure | Coastal Carolina |
| 2005-06 | Michael Ellis | UNC Asheville |
| 2006-07 | Joshua Mack | Coastal Carolina |
| 2007-08 | Omar Carter | Charleston So. |
| 2008-09 | Seth Curry | Liberty |
| 2009-10 | Jeremy Sexton | Charleston So. |
| 2010-11 | D.J. Covington | VMI |
| 2011-12 | Trey Freeman | Campbell |
| 2012-13 | John Brown | High Point |
| 2013-14 | Andrew Rowsey | UNC Asheville |

Coaches of the Year

| | | |
|---------|---------------|------------------|
| 1985-86 | Tommy Gaither | Charleston So. |
| 1986-87 | Billy Lee | Campbell |
| 1987-88 | Russ Bergman | Coastal Carolina |

Conference Honors

| | | |
|----------------|-----------------------|------------------|
| 1988-89 | Gary Edwards | Charleston So. |
| 1989-90 | Russ Bergman | Coastal Carolina |
| 1990-91 | Russ Bergman | Coastal Carolina |
| | Oliver Purnell | Radford |
| | Clint Bryant | Augusta |
| 1991-92 | Ron Bradley | Radford |
| 1992-93 | Terry Truax | Towson State |
| 1993-94 | Terry Truax | Towson State |
| 1994-95 | Gary Edwards | Charleston Sou. |
| 1995-96 | Randy Wiel | UNC Asheville |
| 1996-97 | Eddie Biedenbach | UNC Asheville |
| 1997-98 | Tom Sullivan | UMBC |
| 1998-99 | Gregg Marshall | Winthrop |
| 1999-00 | Pete Strickland | Coastal Carolina |
| 2000-01 | Jim Platt | Charleston So. |
| 2001-02 | Eddie Biedenbach | UNC Asheville |
| 2002-03 | Gregg Marshall | Winthrop |
| 2003-04 | Duane Reboul | Birmingham-So. |
| 2004-05 | Gregg Marshall | Winthrop |
| 2005-06 | Duane Reboul | Birmingham-So. |
| 2006-07 | Gregg Marshall | Winthrop |
| 2007-08 | Eddie Biedenbach | UNC Asheville |
| 2008-09 | Brad Greenburg | Radford |
| 2009-10 | Cliff Ellis | Coastal Carolina |
| 2010-11 | Dale Layer | Liberty |
| 2011-12 | Barclay Radebaugh | Charleston So. |
| 2012-13 | Chris Holtmann | Gardner-Webb |
| 2013-14 | Scott Cherry | High Point |

Defensive Player Of The Year

| | | |
|---------|-------------------|----------------|
| 2005-06 | Issa Konare | High Point |
| 2006-07 | Travis Holmes | VMI |
| 2007-08 | Kenny George | UNC Asheville |
| 2008-09 | Mantoris Robinson | Winthrop |
| 2009-10 | Mantoris Robinson | Winthrop |
| 2010-11 | Kelvin Martin | Charleston So. |
| 2011-12 | Kelvin Martin | Charleston So. |
| 2012-13 | D.J. Covington | VMI |
| 2013-14 | D.J. Covington | VMI |




Greg Lewis (above) Two-Time Tournament MVP

2014-15 Yearbook

10 Big South Championships

9 NCAA Tournament Appearances



Winthrop Hall of Fame member Nield Gordon served as the first men's basketball coach at Winthrop from 1978-86

Gregg Marshall captured seven Big South Championships and made seven NCAA Tournament appearances in nine seasons with the Eagles. Marshall was inducted into the Winthrop Hall of Fame this past spring. During his tenure the team had six 20-win seasons and led the Eagles to their only NCAA Tournament victory in 2007 over Notre Dame, 74-64.



YEAR-BY-YEAR RECORDS

| Year | Home | Away | Neutral | Overall | Pct. | Pts. - WU-OPP | Head Coach |
|-------|------|------|---------|---------|------|---------------|----------------|
| 78-79 | 13-5 | 12-5 | 0-0 | 25-10 | .714 | 2753-2603 | Nield Gordon |
| 79-80 | 7-7 | 10-5 | 0-1 | 17-13 | .567 | 2375-2269 | Nield Gordon |
| 80-81 | 15-1 | 10-7 | 6-0 | 31- 8 | .795 | 2866-2524 | Nield Gordon |
| 81-82 | 12-3 | 6-8 | 3-2 | 21-12 | .636 | 2273-2141 | Nield Gordon |
| 82-83 | 7-8 | 6-10 | 1-3 | 14-21 | .400 | 2276-2355 | Nield Gordon |
| 83-84 | 12-5 | 7-6 | 2-0 | 21-11 | .656 | 2159-1976 | Nield Gordon |
| 84-85 | 11-4 | 0-12 | 0-0 | 11-16 | .407 | 1750-1809 | Nield Gordon |
| 85-86 | 14-2 | 6-6 | 0-1 | 20- 9 | .689 | 2313-2034 | Nield Gordon |
| 86-87 | 5-5 | 3-13 | 0-1 | 8-20 | .286 | 1864-1929 | Steve Vacendak |
| 87-88 | 12-3 | 5-10 | 0-0 | 17-13 | .567 | 1967-1857 | Steve Vacendak |
| 88-89 | 14-5 | 2-8 | 0-0 | 16-13 | .552 | 2010-1889 | Steve Vacendak |
| 89-90 | 14-4 | 5-6 | 0-0 | 19-10 | .655 | 2090-2083 | Steve Vacendak |
| 90-91 | 6-7 | 2-12 | 0-1 | 8-20 | .286 | 1749-2050 | Steve Vacendak |
| 91-92 | 4-11 | 2-10 | 0-1 | 6-22 | .214 | 1696-1945 | Steve Vacendak |
| 92-93 | 7-5 | 4-10 | 3-1 | 14-16 | .467 | 2508-2518 | Dan Kenney |
| 93-94 | 3-9 | 1-13 | 0-1 | 4-23 | .148 | 1947-2345 | Dan Kenney |
| 94-95 | 5-7 | 2-12 | 0-1 | 7-20 | .259 | 1938-2210 | Dan Kenney |
| 95-96 | 4-8 | 3-10 | 0-1 | 7-19 | .269 | 1780-2081 | Dan Kenney |
| 96-97 | 9-4 | 3-11 | 0-0 | 12-15 | .444 | 1925-1942 | Dan Kenney |
| 97-98 | 4-9 | 3-10 | 0-1 | 7-20 | .259 | 1711-1912 | Dan Kenney |
| 98-99 | 12-1 | 9-6 | 0-1 | 21- 8 | .724 | 1995-1875 | Gregg Marshall |
| 99-00 | 13-1 | 6-7 | 2-1 | 21- 9 | .700 | 2193-1941 | Gregg Marshall |
| 00-01 | 11-1 | 5-8 | 2-4 | 18-13 | .581 | 2037-1917 | Gregg Marshall |
| 01-02 | 9-4 | 7-4 | 3-4 | 19-12 | .613 | 2092-2018 | Gregg Marshall |
| 02-03 | 11-3 | 9-4 | 0-3 | 20-10 | .667 | 2104-1942 | Gregg Marshall |
| 03-04 | 10-4 | 5-7 | 1-1 | 16-12 | .571 | 1856-1782 | Gregg Marshall |
| 04-05 | 16-0 | 9-4 | 2-2 | 27- 6 | .818 | 2245-1961 | Gregg Marshall |
| 05-06 | 15-1 | 7-6 | 1-1 | 23- 8 | .742 | 2276-1897 | Gregg Marshall |
| 06-07 | 15-0 | 12-3 | 2-2 | 29- 5 | .853 | 2545-2088 | Gregg Marshall |
| 07-08 | 12-3 | 6-7 | 4-2 | 22-12 | .647 | 2205-1990 | Randy Peele |
| 08-09 | 7-6 | 4-12 | 0-1 | 11-19 | .309 | 1833-1991 | Randy Peele |
| 09-10 | 12-2 | 4-11 | 1-1 | 19-14 | .576 | 2042-2025 | Randy Peele |
| 10-11 | 9-4 | 4-10 | 0-3 | 13-17 | .433 | 1973-2006 | Randy Peele |
| 11-12 | 7-5 | 4-11 | 1-4 | 12-20 | .375 | 2035-2112 | Randy Peele |
| 12-13 | 11-4 | 2-12 | 1-1 | 14-17 | .452 | 1859-1897 | Pat Kelsey |
| 13-14 | 12-3 | 5-10 | 3-0 | 20-13 | .606 | 2442-2355 | Pat Kelsey |



Randy Peele coached the Eagles five seasons and led them to a Big South Championship in 2008 and 2010.



Notable Wins

Notable Wins

HEADLINES

Winthrop Eagles

Winthrop Eagles

January 14, 2000

Winthrop Upsets Mizzou 51-46
Eagles grab first win over Big 12 school

November 30, 2004

Big East Foe Providence Falls At Home 60-54 To Winthrop

November 19, 2005

Winthrop Ruins Marquette's Party To Win Blue/Gold Championship 71-54

March 16, 2007

Eagles Nab First NCAA Tourney Win
Winthrop Tops Notre Dame 74-64 In 1st Round

December 29, 2007

Miami Is No Longer Undefeated As Winthrop Prevails With 76-70 Victory

December 18, 2001

Eagles Knock Off Clemson 66-61 With Strong Defensive Effort

December 9, 2003

Winthrop Routs Georgia 80-60 Behind Career Night From Shuler

November 18, 2006

Eagles Claim Another Major Victim With 74-63 Win At Mississippi State

November 18, 2007

Winthrop Celebrates In Paradise Jam
Eagles knock off Georgia Tech 76-71

December 22, 2012

Eagles Claim Biggest Win In Kelsey Era, Knock Off Auburn 74-67

2014-15 Yearbook

10 Big South Championships



9 NCAA Tournament Appearances

All-Time

| Team | Games | Overall | Coliseum |
|-----------------------|-------|---------|----------|
| Air Force | 1 | 1-0 | 0-0 |
| Akron | 2 | 1-1 | 1-0 |
| Alabama | 2 | 0-2 | 0-0 |
| Allen University | 11 | 9-2 | 1-0 |
| Anderson College | 2 | 1-1 | 1-1 |
| Appalachian State | 7 | 2-5 | 2-1 |
| Arkansas | 1 | 0-1 | 0-0 |
| Arkansas-Pine Bluff | 1 | 0-1 | 0-0 |
| Arizona State | 1 | 0-1 | 0-0 |
| Armstrong State | 6 | 4-2 | 2-0 |
| Auburn | 3 | 1-2 | 0-0 |
| Augusta College | 11 | 4-7 | 3-2 |
| Austin Peay | 1 | 1-0 | 0-0 |
| Averett College | 3 | 3-0 | 3-0 |
| Barber-Scotia College | 2 | 2-0 | 2-0 |
| Barton | 2 | 2-0 | 2-0 |
| Baylor | 1 | 0-1 | 0-0 |
| Belmont | 3 | 0-3 | 0-1 |
| Belmont Abbey | 5 | 3-2 | 2-2 |
| Benedict College | 2 | 2-0 | 1-0 |
| Birmingham-Southern | 13 | 10-3 | 6-1 |
| Bloomfield College | 1 | 1-0 | 0-0 |
| Brevard College | 1 | 1-0 | 1-0 |
| Brooklyn College | 6 | 3-3 | 3-0 |
| Bryan College | 1 | 1-0 | 1-0 |
| California (Pa.) | 1 | 1-0 | 1-0 |
| Campbell University | 30 | 12-18 | 7-7 |
| Catawba College | 1 | 1-0 | 0-0 |
| Central Connecticut | 4 | 4-0 | 2-0 |
| Central Florida | 10 | 4-6 | 2-4 |
| Central Penn | 1 | 1-0 | 1-0 |
| Central Wesleyan | 10 | 7-3 | 1-1 |
| Charleston Southern | 62 | 37-25 | 22-9 |
| Charlotte | 3 | 0-3 | 0-1 |
| The Citadel | 8 | 4-4 | 2-2 |
| Clemson | 10 | 1-9 | 0-1 |
| Cleveland State | 1 | 0-1 | 0-0 |
| Clinch Valley | 1 | 1-0 | 1-0 |
| Cincinnati | 2 | 0-2 | 0-0 |
| Coastal Carolina | 78 | 38-40 | 23-12 |

| Team | Games | Overall | Coliseum |
|-----------------------|-------|---------|----------|
| Coker College | 4 | 3-1 | 1-0 |
| College of Charleston | 10 | 1-9 | 0-5 |
| Connecticut | 1 | 0-1 | 0-0 |
| Coppin State | 4 | 2-2 | 1-1 |
| Cornell | 2 | 1-1 | 1-0 |
| Davidson | 9 | 4-5 | 2-2 |
| Dayton | 3 | 0-3 | 0-0 |
| Drake | 1 | 0-1 | 0-0 |
| Drexel | 1 | 0-1 | 0-0 |
| Duke | 1 | 0-1 | 0-0 |
| East Carolina | 10 | 5-5 | 3-2 |
| East Tennessee St. | 1 | 1-0 | 0-0 |
| Eastern Kentucky | 4 | 2-2 | 1-1 |
| Eastern Washington | 1 | 0-1 | 0-0 |
| Elon | 12 | 10-2 | 5-1 |
| Erskine College | 12 | 8-4 | 1-1 |
| Ferrum | 1 | 1-0 | 1-0 |
| Florida | 1 | 0-1 | 0-0 |
| Florida Atlantic | 4 | 1-3 | 1-1 |
| Francis Marion | 12 | 7-5 | 1-1 |
| Ft. Hays College | 1 | 1-0 | 0-0 |
| Furman University | 8 | 3-5 | 2-1 |
| Gardner-Webb | 20 | 12-8 | 6-4 |
| George Mason | 1 | 0-1 | 0-0 |
| Georgia | 5 | 1-4 | 0-1 |
| Georgia College | 1 | 1-0 | 1-0 |
| Georgia Southern | 2 | 2-0 | 1-0 |
| Georgia State | 2 | 1-1 | 1-0 |
| Georgia Tech | 2 | 1-1 | 0-0 |
| Gonzaga | 1 | 0-1 | 0-0 |
| Greensboro College | 1 | 1-0 | 1-0 |
| Guilford College | 1 | 1-0 | 1-0 |
| Hampton | 4 | 2-2 | 2-0 |
| Hartford | 1 | 0-1 | 0-0 |
| Haverford College | 1 | 1-0 | 0-0 |
| High Point | 35 | 25-10 | 12-3 |
| Howard | 4 | 2-2 | 1-1 |
| Huntington College | 1 | 1-0 | 1-0 |
| Illinois-Chicago | 1 | 1-0 | 0-0 |
| Indiana State | 1 | 0-1 | 0-0 |

Series History

| Team | Games | Overall | Coliseum |
|----------------------|-------|---------|----------|
| Iona | 1 | 1-0 | 0-0 |
| IUPUI | 1 | 1-0 | 0-0 |
| Jacksonville | 2 | 2-0 | 1-0 |
| James Madison | 2 | 1-1 | 1-0 |
| Johnson C. Smith | 3 | 2-1 | 2-0 |
| Johnson & Wales | 1 | 1-0 | 1-0 |
| Kansas | 1 | 0-1 | 0-0 |
| Kentucky | 2 | 0-2 | 0-0 |
| Lander | 18 | 9-9 | 3-2 |
| Lee College | 1 | 1-0 | 1-0 |
| Lees-McRae | 1 | 1-0 | 1-0 |
| Lenoir-Rhyne College | 3 | 3-0 | 1-0 |
| Liberty | 50 | 35-15 | 18-5 |
| Limestone College | 18 | 11-7 | 5-0 |
| Livingstone | 2 | 1-1 | 1-0 |
| Longwood | 4 | 2-2 | 1-1 |
| Loyola (Maryland) | 2 | 1-1 | 1-0 |
| LSU | 1 | 0-1 | 0-0 |
| Lynchburg | 1 | 1-0 | 1-0 |
| Maine-Machias | 1 | 1-0 | 1-0 |
| Marshall | 3 | 0-3 | 0-1 |
| Maryland | 4 | 0-4 | 0-0 |
| Marywood | 1 | 1-0 | 1-0 |
| MD-Baltimore Co. | 13 | 5-8 | 3-3 |
| Maryland-E. Shore | 2 | 2-0 | 1-0 |
| Marquette | 2 | 1-1 | 0-0 |
| Methodist College | 3 | 3-0 | 2-0 |
| Mercer | 2 | 1-1 | 1-0 |
| Memphis | 1 | 0-1 | 0-0 |
| Miami (Fla.) | 4 | 2-2 | 0-0 |
| Minnesota | 1 | 0-1 | 0-0 |
| Mississippi | 1 | 0-1 | 0-0 |
| Mississippi State | 1 | 1-0 | 0-0 |
| Missouri | 1 | 1-0 | 0-0 |
| Missouri State | 2 | 1-1 | 0-1 |
| Montana State | 1 | 1-0 | 0-0 |
| Morris College | 7 | 7-0 | 2-0 |
| Morris Brown | 1 | 1-0 | 1-0 |
| Mt. Saint Mary's | 2 | 1-1 | 1-0 |
| Nebraska | 2 | 0-2 | 0-0 |
| New Mexico | 1 | 0-1 | 0-0 |



All-Time

| Team | Games | Overall | Coliseum |
|---------------------|-------|---------|----------|
| New Orleans | 1 | 0-1 | 0-0 |
| Newberry College | 13 | 10-3 | 5-0 |
| Niagara | 1 | 0-1 | 0-0 |
| Notre Dame | 1 | 1-0 | 0-0 |
| UNC Asheville | 68 | 36-32 | 21-11 |
| UNC Chapel Hill | 2 | 0-2 | 0-0 |
| UNC Greensboro | 15 | 6-9 | 4-4 |
| North Carolina St. | 8 | 0-8 | 0-0 |
| North Greenville | 1 | 1-0 | 1-0 |
| North Texas | 1 | 0-1 | 0-1 |
| N.C. Central | 2 | 0-2 | 0-1 |
| N.C. Wesleyan | 3 | 2-1 | 2-1 |
| Northern Illinois | 3 | 2-1 | 1-0 |
| Northwestern State | 1 | 0-1 | 0-0 |
| Nyack College | 1 | 1-0 | 1-0 |
| Ohio | 2 | 1-1 | 0-1 |
| Ohio State | 2 | 0-2 | 0-0 |
| Oklahoma | 1 | 0-1 | 0-0 |
| Old Dominion | 3 | 2-1 | 1-0 |
| Oregon | 2 | 0-2 | 0-0 |
| Palm Beach Atlantic | 1 | 1-0 | 1-0 |
| Pembroke State | 2 | 1-1 | 0-1 |
| Pfeiffer | 4 | 3-1 | 3-1 |
| Piedmont College | 5 | 5-0 | 3-0 |
| Portland | 2 | 1-1 | 1-0 |
| Presbyterian | 25 | 14-11 | 9-5 |
| Providence | 1 | 1-0 | 0-0 |
| Paul Quinn College | 1 | 0-1 | 0-0 |
| Queens College | 6 | 5-1 | 5-1 |
| Quincy College | 1 | 0-1 | 0-0 |
| Radford | 64 | 31-33 | 16-13 |
| Randolph-Macon | 1 | 1-0 | 1-0 |
| Ripon College | 1 | 1-0 | 0-0 |
| Roanoke College | 1 | 1-0 | 1-0 |
| Samford | 3 | 1-2 | 1-1 |
| San Diego | 1 | 1-0 | 0-0 |
| Seton Hall | 1 | 0-1 | 0-0 |
| Sewanee | 1 | 1-0 | 1-0 |
| Shenandoah | 2 | 2-0 | 2-0 |
| Siena | 1 | 1-0 | 1-0 |
| South Carolina | 6 | 0-6 | 0-0 |

| Team | Games | Overall | Coliseum |
|--------------------------|-------------|----------------|----------------|
| South Carolina State | 5 | 1-4 | 1-2 |
| USC-Aiken | 13 | 9-4 | 3-0 |
| USC Upstate | 16 | 8-8 | 2-2 |
| Southeast Louisiana | 1 | 1-0 | 1-0 |
| St. Andrews Presbyterian | 2 | 2-0 | 2-0 |
| St. Francis | 2 | 1-1 | 0-0 |
| St. Joseph (College of) | 1 | 1-0 | 1-0 |
| Syracuse | 1 | 0-1 | 0-0 |
| Tennessee | 2 | 0-2 | 0-0 |
| Tennessee-Martin | 1 | 1-0 | 1-0 |
| Tennessee Wesleyan | 1 | 1-0 | 1-0 |
| Texas A&M | 1 | 0-1 | 0-0 |
| Texas A&M-CC | 1 | 0-1 | 0-1 |
| Towson State | 9 | 4-5 | 2-2 |
| Troy | 1 | 1-0 | 0-0 |
| Tusculum College | 1 | 1-0 | 0-0 |
| Union College | 1 | 1-0 | 0-0 |
| U.S. International | 4 | 4-0 | 2-0 |
| Utah | 1 | 0-1 | 0-0 |
| UVA-Wise | 1 | 1-0 | 1-0 |
| Virginia | 3 | 0-3 | 0-0 |
| VCU | 3 | 0-3 | 0-1 |
| Virginia Intermont | 3 | 3-0 | 3-0 |
| Virginia Military Inst. | 27 | 15-12 | 9-4 |
| Virginia Wesleyan | 1 | 1-0 | 1-0 |
| Virginia Tech | 2 | 0-2 | 0-0 |
| Voorhees College | 8 | 6-2 | 0-0 |
| Xavier (Ohio) | 2 | 0-2 | 0-1 |
| Wake Forest | 7 | 1-6 | 0-2 |
| Washington State | 1 | 0-1 | 0-0 |
| Warren Wilson | 1 | 1-0 | 1-0 |
| Weber State | 2 | 1-1 | 1-0 |
| Webber College | 1 | 1-0 | 0-0 |
| Western Michigan | 2 | 0-2 | 0-0 |
| West Virginia | 1 | 0-1 | 0-0 |
| William & Mary | 2 | 2-0 | 1-0 |
| Wingate College | 10 | 7-3 | 2-2 |
| Winston-Salem State | 2 | 2-0 | 0-0 |
| Wisconsin | 1 | 0-1 | 0-0 |
| Wofford College | 16 | 11-5 | 3-1 |
| TOTAL RECORD | 1063 | 570-493 | 301-135 |

Series History



Through the years, Winthrop has been willing to play anyone as it's traveled to Memphis, Kentucky, Texas A&M, North Carolina, Clemson, Ohio State, Auburn, Utah, Wyoming, Providence, Alabama, Oregon, Maryland, Mississippi State, West Virginia, South Carolina, Cincinnati, Wake Forest, Dayton, Virginia and North Carolina State over the past 14 seasons



All-Time Game Results

1978-79 W-25, L-10 (NAIA)

Coach: Nield Gordon

| W/L | WC | OPP | |
|-----|-----|------------------------|-----|
| W | 92 | at Wingate | 81 |
| L | 77 | Gardner-Webb | 113 |
| W | 109 | Catawba | 92 |
| L | 77 | at Lander | 84 |
| W | 84 | Piedmont | 59 |
| W | 77 | Allen | 74 |
| W | 75 | at Voorhees | 69 |
| L | 69 | Lander | 70 |
| L | 60 | at Newberry | 66 |
| L | 69 | USC-Aiken | 71 |
| W | 87 | at Erskine | 67 |
| W | 85 | Tusculum | 78 |
| W | 80 | Coastal Carolina | 72 |
| W | 79 | Central Wesleyan | 76 |
| W | 80 | at Limestone | 77 |
| W | 71 | at Francis Marion | 64 |
| W | 69 | USC-Spartanburg | 66 |
| W | 93 | at USC-Aiken | 87 |
| L | 74 | at Presbyterian | 83 |
| W | 72 | Allen | 71 |
| L | 62 | Voorhees | 64 |
| W | 72 | at Coker | 53 |
| W | 75 | Limestone | 67 |
| W | 94 | Wofford | 78 |
| L | 66 | at Central Wesleyan | 80 |
| W | 89 | Wofford | 71 |
| W | 81 | Coker | 66 |
| W | 90 | at USC-Spartanburg | 87 |
| W | 90 | Newberry | 85 |
| W | 79 | at Coastal Carolina | 77 |
| L | 62 | Erskine | 64 |
| W | 80 | ## Presbyterian | 65 |
| W | 78 | ## at Francis Marion | 75 |
| W | 82 | ## at Lander | 76 |
| L | 74 | ## at Central Wesleyan | 75 |

NAIA District 6 Playoffs

1979-80 W-17, L-13 (NAIA)

Coach: Nield Gordon

| W/L | WC | OPP | |
|-----|-----|------------------|-----|
| L | 80 | at USC-Aiken | 87 |
| L | 65 | Lander | 75 |
| W | 103 | Wingate | 76 |
| L | 73 | Allen | 83 |
| W | 70 | at Gardner-Webb | 59 |
| L | 90 | USC-Spartanburg | 100 |
| L | 58 | at Lander | 60 |
| W | 60 | Newberry | 57 |
| L | 75 | at J.C. Smith | 95 |
| W | 98 | Coastal Carolina | 71 |

| | | | |
|---|----|---------------------|----|
| W | 64 | at Erskine | 60 |
| W | 83 | at Morris | 64 |
| W | 72 | at Allen | 70 |
| L | 75 | Francis Marion | 85 |
| W | 84 | at USC-Spartanburg | 76 |
| W | 81 | USC-Aiken | 72 |
| W | 96 | Limestone | 81 |
| L | 61 | Presbyterian | 69 |
| L | 80 | at Coastal Carolina | 82 |
| L | 75 | Voorhees | 80 |
| W | 97 | at Wofford | 78 |
| W | 79 | at Limestone | 65 |
| W | 95 | at Central Wesleyan | 83 |
| W | 75 | Wofford | 72 |
| W | 90 | at Presbyterian | 81 |
| L | 70 | at Newberry | 78 |
| W | 88 | at Voorhees | 87 |
| L | 68 | Erskine | 69 |
| W | 93 | Morris | 69 |
| L | ## | at Francis Marion | 85 |

NAIA District 6 Playoffs

1980-81 W-31, L-8 (NAIA)

Coach: Nield Gordon

| W/L | WC | OPP | |
|-----|----|------------------------|----|
| W | 87 | Central Wesleyan | 78 |
| L | 63 | at Lander | 70 |
| W | 87 | Allen | 66 |
| W | 82 | at Morris | 79 |
| W | 84 | at Voorhees | 69 |
| W | 82 | Limestone | 78 |
| W | 95 | Tusculum | 78 |
| W | 67 | Lander | 55 |
| W | 80 | at Winston-Salem State | 73 |
| L | 74 | at USC-Aiken | 88 |
| W | 88 | USC-Spartanburg | 77 |
| W | 73 | at Lenoir-Rhyne | 63 |
| W | 65 | at Belmont Abbey | 64 |
| W | 70 | at Gardner-Webb | 65 |
| W | 75 | Coastal Carolina | 66 |
| W | 67 | at Central Wesleyan | 66 |
| W | 64 | at Armstrong State | 60 |
| W | 68 | at Haverford | 59 |
| W | 84 | at Ripon | 61 |
| W | 76 | at Webber | 57 |
| W | 69 | at Morris | 50 |
| L | 57 | at USC-Spartanburg | 60 |
| W | 75 | USC-Aiken | 56 |
| W | 77 | at Allen | 70 |
| L | 75 | Presbyterian | 78 |
| L | 65 | at Coastal Carolina | 68 |
| W | 83 | Wingate | 63 |
| L | 69 | at Limestone | 70 |

All-Time Game Results

| | | | |
|---|----|-------------------|----|
| W | 70 | Francis Marion | 57 |
| W | 80 | at Erskine | 58 |
| W | 74 | Wofford | 64 |
| L | 57 | at Presbyterian | 61 |
| W | 81 | Limestone | 66 |
| W | 53 | at Wofford | 52 |
| W | 83 | Voorhees | 60 |
| W | 72 | at Francis Marion | 57 |
| W | 74 | Erskine | 55 |
| W | 72 | Coastal Carolina | 58 |
| L | ## | at Lander | 49 |

NAIA District 6 Playoffs

1981-82 W-21, L-12 (NAIA)

Coach: Nield Gordon

| W/L | WC | OPP | |
|-----|----|---------------------|----|
| L | 58 | Coastal Carolina | 64 |
| W | 29 | Lander | 22 |
| W | 84 | Voorhees | 53 |
| W | 79 | at Allen | 60 |
| W | 73 | Piedmont | 63 |
| L | 53 | at Furman | 58 |
| W | 83 | USC-Aiken | 73 |
| L | 82 | at Limestone | 94 |
| L | 59 | USC-Spartanburg | 74 |
| W | 61 | at Central Wesleyan | 60 |
| W | 75 | at Voorhees | 63 |
| L | 76 | at Quincy | 77 |
| W | 54 | at Ft. Hays State | 45 |
| L | 68 | at Paul Quinn | 73 |
| L | 50 | at USC-Spartanburg | 60 |
| W | 72 | Union | 64 |
| W | 72 | Bloomfield | 56 |
| W | 97 | at USC-Aiken | 90 |
| W | 64 | Central Wesleyan | 57 |
| L | 62 | at Presbyterian | 64 |
| L | 56 | at Coastal Carolina | 63 |
| W | 76 | Warren Wilson | 62 |
| W | 65 | at Lander | 62 |
| W | 60 | at Wingate | 56 |
| L | 61 | Limestone | 64 |
| W | 59 | at Francis Marion | 57 |
| W | 78 | Erskine | 69 |
| L | 63 | at Wofford | 65 |
| W | 81 | Presbyterian | 77 |
| L | 82 | at Limestone | 95 |
| W | 86 | Wofford | 64 |
| W | 77 | Francis Marion | 62 |
| W | 78 | at Erskine | 73 |



All-Time Game Results

1982-83 W-14, L-21 (NAIA)

Coach: Nield Gordon

| W/L | WC | OPP |
|-----|-----|-----------------------|
| L | 60 | Lander |
| L | 84 | at Coker |
| W | 67 | at Wingate |
| W | 93 | USC-Aiken |
| W | 101 | Piedmont |
| W | 62 | Anderson |
| L | 83 | at Wingate |
| L | 57 | Coastal Carolina |
| L | 50 | at Furman |
| W | 94 | at Lenoir-Rhyne |
| L | 87 | at Gardner-Webb |
| L | 62 | at USC-Spartanburg |
| L | 56 | Col. of Charleston |
| W | 48 | at Lander |
| W | 84 | at USC-Aiken |
| L | 44 | Central Wesleyan |
| W | 67 | Presbyterian |
| L | 68 | at Coastal Carolina |
| L | 65 | at Wofford |
| L | 67 | Wingate |
| L | 59 | at Limestone |
| L | 52 | Francis Marion |
| L | 67 | at Erskine |
| W | 60 | Newberry |
| L | 64 | at Presbyterian |
| W | 61 | Limestone |
| W | 74 | Wofford |
| L | 49 | at Francis Marion |
| L | 70 | Erskine |
| L | 48 | USC-Spartanburg |
| W | 72 | at Newberry |
| L | 23 | at Col. of Charleston |
| W | 51 | at Coastal Carolina |
| W | 67 | at USC-Spartanburg |
| L | 50 | at Col. of Charleston |

1983-84 W-21, L-11 (NAIA)

Coach: Nield Gordon

| W/L | WC | OPP |
|-----|----|------------------|
| W | 79 | at Wingate |
| W | 72 | USC-Aiken |
| W | 88 | Piedmont |
| W | 64 | Johnson C. Smith |
| W | 83 | Barber-Scotia |
| L | 54 | Belmont-Abbey |
| L | 53 | Wingate |
| W | 78 | Coastal Carolina |
| W | 69 | Lander |
| W | 65 | Huntington |
| W | 66 | at Methodist |

| | | | |
|---|----|-----------------------|----|
| W | 82 | at Morris | 50 |
| W | 61 | at Lander | 45 |
| L | 60 | at USC-Aiken | 69 |
| L | 54 | Col. of Charleston | 56 |
| L | 63 | at Presbyterian | 70 |
| W | 51 | Coastal Carolina | 45 |
| W | 92 | Wofford | 76 |
| L | 57 | at USC-Spartanburg | 63 |
| L | 66 | at Limestone | 81 |
| W | 59 | Limestone | 57 |
| L | 54 | at Francis Marion | 63 |
| W | 77 | at Erskine | 63 |
| W | 87 | at Newberry | 69 |
| L | 52 | Presbyterian | 66 |
| L | 66 | at Limestone | 75 |
| W | 64 | at Wofford | 63 |
| W | 54 | Francis Marion | 48 |
| W | 81 | Erskine | 72 |
| L | 63 | USC-Spartanburg | 72 |
| W | 80 | Newberry | 51 |
| W | 63 | at Col. of Charleston | 56 |

1984-85 W-11, L-16 (NAIA)

Coach: Nield Gordon

| W/L | WC | OPP |
|-----|----|---------------------|
| L | 73 | at Wingate |
| L | 66 | at UNC-Asheville |
| W | 87 | Morris |
| W | 58 | Pfeiffer |
| W | 73 | Gardner-Webb |
| L | 56 | Belmont Abbey |
| L | 59 | at Coastal Carolina |
| L | 58 | Lander |
| L | 53 | Pembroke State |
| W | 85 | Methodist |
| L | 60 | at Armstrong State |
| L | 41 | at Campbell |
| L | 57 | UNC-Asheville |
| L | 49 | at Radford |
| W | 89 | Wofford |
| L | 57 | at Newberry |
| W | 70 | Campbell |
| W | 68 | Wingate |
| L | 71 | at Livingstone |
| W | 61 | Coastal Carolina |
| L | 55 | at Wofford |
| W | 87 | Armstrong State |
| L | 66 | at East Carolina |
| W | 63 | Newberry |
| L | 57 | at Lander |
| W | 76 | Livingstone |
| L | 55 | Clemson |

All-Time Game Results

1985-86 W-20, L-9 (NCAA)

Big South W-5, L-3

Coach: Nield Gordon

| W/L | WC | OPP |
|-----|------|----------------------|
| W | 94 | Wingate |
| W | 77 | Belmont Abbey |
| W | 89 | Johnson C. Smith |
| L | 66 | Pfeiffer |
| W | 132 | Morris |
| W | 90 | Piedmont |
| W | 82 | at Newberry |
| L | 61 | at Appalachian State |
| L | * 68 | at Coastal Carolina |
| L | 69 | at East Carolina |
| L | 57 | Presbyterian |
| W | 80 | Longwood |
| W | 102 | at Pembroke State |
| L | * 75 | at Armstrong State |
| W | 71 | Newberry |
| W | 91 | Central Wesleyan |
| W | 72 | Allen |
| W | 96 | Benedict |
| L | 58 | at Longwood |
| L | 60 | at UNC-Asheville |
| W | * 65 | at Radford |
| W | 80 | Pfeiffer |
| W | * 69 | at Campbell |
| W | * 76 | UNC-Asheville |
| W | * 79 | Coastal Carolina |
| W | * 98 | Armstrong State |
| W | 101 | at Benedict |
| W | # 76 | Armstrong State |
| L | # 79 | Augusta |

* Big South Conference game

Big South Tournament

1986-87 W-8, L-20 (NCAA)

Big South W-1, L-7

Coach: Steve Vacendak

| W/L | WC | OPP |
|-----|------|---------------------|
| W | 74 | at Maryland-ES |
| W | 80 | Methodist |
| L | 46 | at Towson State |
| W | 75 | Greensboro College |
| W | 63 | at Miami |
| L | 59 | at Furman |
| L | 63 | at Brooklyn College |
| L | 58 | at Maryland |
| L | 66 | at New Mexico |
| W | 75 | at Air Force |
| L | * 58 | at Campbell |
| L | * 49 | at Chas. Southern |



All-Time Game Results

| | | | | |
|---|---|----|-----------------------|----|
| L | * | 64 | at New Orleans | 81 |
| L | * | 66 | at Augusta | 67 |
| L | * | 56 | Charleston Southern | 69 |
| L | * | 64 | at Radford | 72 |
| L | * | 63 | Campbell | 79 |
| L | * | 69 | at Clemson | 96 |
| L | * | 59 | Radford | 62 |
| L | * | 62 | Furman | 69 |
| L | * | 59 | Wake Forest | 71 |
| L | * | 58 | at North Carolina St. | 85 |
| L | * | 80 | at Howard | 82 |
| W | * | 90 | Augusta | 58 |
| W | * | 66 | East Carolina | 52 |
| W | * | 84 | Brooklyn College | 65 |
| L | * | 89 | at Loyola (MD) | 94 |
| L | # | 69 | Radford | 71 |

* Big South Conference game
Big South Tournament

1987-88 W-17, L-13 (NCAA) Big South W-5, L-7

Coach: Steve Vacendak

| W/L | WC | | OPP | |
|-----|----|-----------------------|------------------------|----|
| W | 81 | Virginia Wesleyan | 44 | |
| W | 67 | Towson State | 57 | |
| L | 52 | at Maryland | 65 | |
| W | 62 | N.C. Wesleyan | 59 | |
| W | 75 | at Coppin State | 71 | |
| L | 62 | at Brooklyn College | 68 | |
| L | 59 | at North Carolina St. | 93 | |
| W | 87 | Guilford | 51 | |
| L | 45 | at East Carolina | 52 | |
| W | * | 68 | at Campbell | 55 |
| L | | 60 | at Miami | 62 |
| L | | 56 | at Wake Forest | 60 |
| L | * | 52 | at Augusta | 70 |
| W | | 80 | California (PA) | 67 |
| L | * | 46 | Radford | 47 |
| L | * | 44 | at UNC-Asheville | 63 |
| W | * | 67 | Campbell | 60 |
| W | | 71 | at Central Conn. State | 58 |
| L | * | 70 | Charleston Southern | 73 |
| W | * | 74 | Coastal Carolina | 58 |
| W | | 76 | Brooklyn College | 61 |
| W | * | 53 | UNC Asheville | 52 |
| W | * | 58 | at Radford | 56 |
| L | * | 78 | at Chas. Southern | 85 |
| W | | 75 | at U.S. International | 58 |
| L | * | 67 | at Coastal Carolina | 88 |
| L | * | 62 | Augusta | 65 |
| W | # | 63 | UNC Asheville | 58 |
| W | # | 75 | Coastal Carolina | 40 |
| W | # | 71 | Radford | 56 |

* Big South Conference game
Big South Tournament

1988-89 W-16, L-13 (NCAA) Big South W-5, L-7

Coach: Steve Vacendak

| W/L | WC | | OPP |
|-----|----|---------------------------|-----|
| W | 92 | Sewanee | 66 |
| L | 56 | at St. Francis | 58 |
| L | 57 | at Brooklyn College | 65 |
| W | 55 | Howard | 52 |
| W | 83 | Maryland-ES | 56 |
| L | 67 | East Carolina | 75 |
| W | 82 | at Central Florida (OT) | 80 |
| W | 90 | Averett College | 72 |
| W | * | 73 at Augusta | 54 |
| L | | 79 Coppin State | 82 |
| L | * | 62 at Chas. Southern | 64 |
| W | | 69 U.S. International | 63 |
| L | * | 58 at Radford | 63 |
| W | * | 66 UNC Asheville | 53 |
| L | * | 58 at Campbell (OT) | 59 |
| W | | 77 Pfeiffer | 61 |
| W | * | 70 Charleston Southern | 61 |
| L | * | 57 at Coastal Carolina | 70 |
| W | | 65 UNC-Greensboro | 56 |
| W | | 66 Brooklyn College | 52 |
| W | | 77 Loyola (MD) | 67 |
| L | | 59 at UNC Asheville | 67 |
| L | * | 62 Campbell | 69 |
| W | * | 60 Radford | 54 |
| L | * | 80 Coastal Carolina (2OT) | 85 |
| W | * | 86 Augusta | 64 |
| W | # | 81 Charleston Southern | 68 |
| L | # | 55 Campbell | 78 |

* Big South Conference game
Big South Tournament

1989-90 W-19, L-10 (NCAA) Big South W-6, L-6

Coach: Steve Vacendak

| W/L | WC | | OPP |
|-----|-----|-----------------------|-----|
| W | 103 | Averett College | 73 |
| W | 92 | St. Francis | 90 |
| L | 54 | at South Carolina | 76 |
| W | 85 | at UNC-Greensboro | 78 |
| W | 78 | Furman | 77 |
| W | 69 | Shenandoah | 57 |
| W | 63 | at Howard | 60 |
| W | 91 | at South Carolina St. | 74 |

All-Time Game Results

| | | | | |
|---|---|----|-----------------------|----|
| W | * | 80 | at U.S. International | 76 |
| L | * | 77 | at Augusta | 78 |
| L | * | 51 | at #5 Kansas | 94 |
| W | * | 69 | Charleston Southern | 67 |
| W | * | 60 | Central Florida | 45 |
| W | * | 70 | at Radford | 68 |
| W | * | 94 | Campbell | 83 |
| W | * | 51 | at Davidson | 49 |
| L | * | 68 | UNC Asheville | 87 |
| L | * | 67 | at Chas. Southern | 75 |
| L | * | 49 | Coastal Carolina | 78 |
| L | * | 71 | Col. of Charleston | 80 |
| W | * | 90 | at UNC Asheville | 89 |
| L | * | 81 | at Campbell | 88 |
| W | * | 72 | Radford | 70 |
| W | * | 68 | Davidson | 67 |
| W | * | 85 | Central Conn. State | 56 |
| W | * | 67 | at Coastal Carolina | 83 |
| W | * | 75 | Augusta | 50 |
| W | # | 61 | Charleston Southern | 53 |
| L | # | 49 | Coastal Carolina | 62 |

*Big South Conference game
#Big South Conference tournament

1990-91 W-8, L-20 (NCAA)

Big South W-5, L-9

Coach: Steve Vacendak

| W/L | WU | | OPP | |
|-----|-----|--------------------------|------------------------|----|
| L | 64 | Queens College | 72 | |
| L | 57 | College of Charleston | 64 | |
| L | 47 | at #16 Virginia | 93 | |
| W | 73 | UNC Greensboro | 67 | |
| L | 64 | Howard | 77 | |
| L | 74 | at South Carolina State | 90 | |
| L | 53 | at Xavier (OH) | 83 | |
| L | 49 | at Seton Hall | 106 | |
| L | * | 75 | Augusta | 84 |
| L | 56 | at College of Charleston | 64 | |
| W | 86 | Cornell | 79 | |
| W | * | 70 | at Charleston Southern | 64 |
| W | 108 | U.S. International | 81 | |
| L | * | 78 | Radford | 80 |
| W | * | 78 | Campbell | 69 |
| L | * | 68 | at UNC Asheville | 91 |
| W | * | 67 | Charleston Southern | 65 |
| L | * | 58 | at Coastal Carolina | 75 |
| L | * | 48 | at Wake Forest | 71 |
| L | * | 64 | UNC Asheville | 73 |
| L | * | 42 | at Davidson | 59 |
| W | * | 71 | at Campbell | 58 |
| L | * | 49 | at Radford | 76 |
| W | * | 71 | Davidson | 69 |
| L | | 41 | at South Carolina | 60 |



All-Time Game Results

| | | | | |
|---|---|----|------------------|----|
| L | * | 46 | Coastal Carolina | 59 |
| L | * | 44 | at Augusta | 58 |
| L | # | 48 | Davidson | 63 |

* Big South Conference game
Big South Conference tournament

1991-92 W-6, L-22 (NCAA)

Big South W-2, L-12

Coach: Steve Vacendak

| W/L | WU | OPP |
|-----|------|----------------------------|
| W | 67 | Averett College 60 |
| L | 68 | at Coppin State 74 |
| L | 56 | South Carolina State 74 |
| L | 64 | North Carolina Wesleyan 71 |
| L | 56 | at South Carolina 68 |
| L | 57 | at The Citadel 82 |
| W | 76 | Shenandoah 56 |
| L | 52 | at Cornell 74 |
| W | 70 | Lynchburg 63 |
| W | 62 | Coppin State 59 |
| L | * 59 | Campbell 69 |
| L | 56 | Xavier (OH) 83 |
| L | 52 | at VMI 67 |
| L | * 69 | at Charleston Southern 76 |
| W | * 58 | at Campbell 57 |
| W | * 68 | at Davidson 67 |
| L | * 59 | at UNC Asheville 64 |
| L | * 58 | Liberty 72 |
| L | * 55 | at Charleston Southern 62 |
| L | * 52 | at Liberty 63 |
| L | * 61 | at Coastal Carolina 74 |
| L | * 63 | VMI 71 |
| L | * 75 | UNC Asheville 78 |
| L | * 67 | at Radford 94 |
| L | * 44 | Coastal Carolina 48 |
| L | * 66 | Radford 80 |
| L | * 52 | Davidson 59 |
| L | # 54 | Radford 80 |

* Big South Conference game
Big South Tournament

1992-93 W-14, L-16 (NCAA)

Big South W-5, L-11

Coach: Dan Kenney

| W/L | WU | OPP |
|-----|----|----------------------------|
| W | 92 | Queens 84 |
| L | 91 | at Central Florida 99 |
| W | 91 | The Citadel 70 |
| W | 92 | Lynchburg 63 |
| W | 84 | at UNC Greensboro 70 |
| L | 83 | at South Carolina State 85 |
| L | 68 | at Virginia 92 |

| | | | |
|---|-----|------------------------|-----|
| W | 101 | at Central Connecticut | 93 |
| L | 65 | at Wake Forest | 99 |
| W | * | Liberty | 90 |
| W | * | at UNC Asheville | 75 |
| W | 106 | Central Connecticut | 90 |
| L | * | Charleston Southern | 76 |
| L | * | at Towson State | 93 |
| L | * | at UMBC | 99 |
| W | * | Towson State | 78 |
| L | * | UMBC | 85 |
| W | * | UNC Asheville | 66 |
| L | * | at Radford | 107 |
| W | * | at Liberty | 58 |
| L | * | Coastal Carolina | 74 |
| L | * | at Campbell | 92 |
| L | * | Radford | 98 |
| L | * | Campbell | 96 |
| L | * | at Coastal Carolina | 79 |
| L | * | at Charleston Southern | 94 |
| W | # | UNC Asheville | 87 |
| W | # | Towson State | 79 |
| W | # | Radford | 69 |
| L | # | Coastal Carolina | 78 |

* Big South Conference game
Big South Tournament

1993-94 W-4, L-23 (NCAA)

Big South W-3, L-15

Coach: Dan Kenney

| Coach: Sam Henley | | | | |
|-------------------|-----|--------------------|------------------------|-----|
| W/L | WU | | OPP | |
| L | 59 | at Wake Forest | 75 | |
| L | 85 | Central Florida | 94 | |
| W | 105 | Tennessee Wesleyan | 82 | |
| L | 77 | Queens | 85 | |
| L | 57 | at Samford | 90 | |
| L | 55 | at Georgia. | 103 | |
| L | 71 | at LSU | 100 | |
| L | 59 | at #14 Connecticut | 113 | |
| L | * | 60 | Coastal Carolina | 70 |
| W | * | 101 | at Charleston Southern | 96 |
| L | * | 68 | Radford | 91 |
| L | * | 73 | Campbell | 94 |
| L | * | 60 | at UNC Greensboro | 83 |
| L | * | 61 | at Liberty | 85 |
| W | * | 82 | UNC Asheville | 80 |
| L | * | 87 | at Towson State | 104 |
| L | * | 75 | at MD-Baltimore Co. | 78 |
| L | * | 69 | UNC Greensboro | 86 |
| L | * | 76 | at Coastal Carolina | 99 |
| L | * | 89 | Charleston Southern | 90 |
| L | * | 64 | at Radford | 78 |
| L | * | 53 | at Campbell | 70 |
| L | * | 72 | Liberty | 81 |

All-Time Game Results

| | | | | |
|---|---|----|------------------|----|
| L | * | 72 | at UNC Asheville | 85 |
| L | * | 68 | Towson State | 82 |
| W | * | 78 | MD-Baltimore Co. | 72 |
| L | # | 71 | Campbell | 79 |

* Big South Conference game
Big South Tournament

1994-95 W-7, L-20 (NCAA)

Big South W-4, L-12

Coach: Dan Kenney

| W/L | WU | | OPP | |
|-----|----|-------------------------|------------------------|-----|
| L | 67 | at Florida Atlantic | 92 | |
| L | 71 | at Clemson | 98 | |
| W | 78 | at The Citadel | 74 | |
| W | 73 | Queens | 70 | |
| L | 80 | at Central Florida | 86 | |
| W | 84 | Samford | 81 | |
| L | 56 | at Georgia | 89 | |
| L | 46 | at North Carolina State | 89 | |
| L | * | 94 | at Coastal Carolina | 103 |
| L | * | 74 | Charleston Southern | 85 |
| L | * | 73 | at Radford | 92 |
| L | 72 | Florida Atlantic | 80 | |
| L | * | 71 | UNC Greensboro | 94 |
| W/L | * | 85 | Liberty | 66 |
| L | * | 87 | at UNC Asheville | 101 |
| W | * | 97 | Towson State | 93 |
| L | * | 65 | MD-Baltimore Co. | 71 |
| W | * | 76 | Coastal Carolina | 62 |
| L | 54 | #14 Wake Forest | 78 | |
| L | * | 73 | at Charleston Southern | 91 |
| L | * | 71 | Radford | 94 |
| L | * | 71 | at UNC Greensboro | 94 |
| L | * | 68 | at Liberty | 70 |
| L | * | 47 | at UNC Asheville | 57 |
| L | * | 90 | at Towson State | 92 |
| W | * | 64 | at UMBC | 63 |
| L | # | 51 | UNC Greensboro | 75 |

* Big South Conference game
Big South Tournament

1995-96 W-7, L-19 (NCAA)

Big South W-6, L-8

Coach: Dan Kenney

| W/L | WU | OPP | |
|-----|----|-----------------------|----|
| L | 69 | at Alabama | 84 |
| L | 48 | at North Carolina St. | 97 |
| L | 65 | Central Florida | 77 |
| L | 63 | Clemson | 79 |
| L | 55 | Georgia | 81 |
| W | 79 | Montreat College | 65 |
| L | 56 | at Miami | 81 |



All-Time Game Results

| | | | |
|---|------|---------------------|-----|
| L | 73 | at Florida Atlantic | 95 |
| L | 76 | at Georgia State | 87 |
| L | 78 | at VMI | 101 |
| W | 69 | at UMBC | 63 |
| L | 62 | The Citadel | 68 |
| W | * 70 | at Radford | 66 |
| W | * 84 | Coastal Carolina | 78 |
| L | * 69 | at Charleston Sou. | 86 |
| L | * 60 | UNC Greensboro | 82 |
| L | * 65 | UNC Asheville | 83 |
| W | * 77 | at Liberty | 76 |
| L | * 73 | Charleston Southern | 82 |
| L | * 63 | at Coastal Carolina | 71 |
| L | * 82 | Radford | 92 |
| W | * 73 | UMBC | 63 |
| L | * 60 | at UNC Greensboro | 89 |
| L | * 72 | at UNC Asheville | 89 |
| W | * 78 | Liberty | 77 |
| L | # 61 | UNC Asheville | 69 |

* Big South Conference game

Big South Conference Tournament

1996-97 W-12, L-15 (NCAA)

Big South W-5, L-9

Coach: Dan Kenney

| W/L | WU | | OPP |
|-----|------|-------------------------|-----|
| L | 51 | at #4 Syracuse | 106 |
| W | 80 | Virginia Intermont | 56 |
| W | 83 | at Central Florida | 78 |
| L | 28 | at North Carolina State | 57 |
| W | 130 | Johnson & Wales | 33 |
| W | 73 | Georgia State | 64 |
| L | 62 | at The Citadel | 86 |
| L | 78 | VMI | 96 |
| L | 55 | at Auburn | 80 |
| W | 73 | Southern Wesleyan | 71 |
| W | 103 | Bryan College | 59 |
| W | 79 | Florida Atlantic | 72 |
| L | * 76 | Coastal Carolina | 82 |
| L | * 59 | at UNC Asheville | 63 |
| L | * 48 | at Liberty | 70 |
| W | * 85 | Radford | 75 |
| L | * 62 | at UMBC | 74 |
| L | * 65 | at Charleston Southern | 76 |
| W | * 73 | UMBC | 59 |
| W | * 76 | at UNC Greensboro | 67 |
| L | * 63 | Liberty | 66 |
| L | * 74 | at Radford | 88 |
| L | * 71 | Charleston Southern | 75 |
| W | * 70 | UNC Greensboro | 64 |
| W | * 69 | at Coastal Carolina | 61 |
| L | * 70 | UNC Asheville | 81 |
| L | # 69 | at Liberty | 83 |

* Big South Conference game

Big South Conference Tournament

1997-98 W-7, L-20 (NCAA)

Big South W-4, L-8

Coach: Dan Kenney

| W/L | WU | | OPP |
|-----|----|---------------------------|---------|
| L | 62 | at Tennessee | 75 |
| L | 75 | at Mercer | 86 |
| W | 67 | at Furman | 54 |
| L | 65 | at Georgia Tech | 95 |
| L | 77 | Anderson College | 79 |
| L | 68 | Central Florida | 73 |
| L | 63 | Appalachian State | 77 |
| L | 56 | The Citadel | 64 |
| W | 97 | Marywood | 55 |
| L | 58 | at Campbell | 74 |
| L | 36 | at Cincinnati | 79 |
| W | 91 | College of St. Joseph | 52 |
| L | 58 | at Belmont | 72 |
| L | * | 60 at Coastal Carolina | 63 (OT) |
| L | * | 54 UNC Asheville | 75 |
| L | * | 52 Liberty | 62 |
| L | * | 54 at Radford | 88 |
| L | * | 63 UMBC | 74 |
| W | * | 58 Charleston Southern | 57 |
| L | * | 51 at UMBC | 73 |
| W | * | 65 at Liberty | 64 |
| L | * | 60 Radford | 82 |
| W | * | 88 at Charleston Southern | 81 |
| L | | 51 Elon | 62 |
| W | * | 62 Coastal Carolina | 52 |
| L | * | 66 at UNC Asheville | 76 |
| L | # | 55 UMBC | 67 |

* Big South Conference game

Big South Conference tournament

1998-99 W-21 L-8 (NCAA)

Big South W-9, L-1

Coach: Gregg Marshall

| W/L | WU | OPP | |
|-----|----|-------------------------|----|
| W | 71 | Clinch Valley | 50 |
| W | 79 | Mercer | 63 |
| W | 60 | Furman | 59 |
| L | 59 | at Minnesota | 68 |
| L | 57 | at Central Florida | 79 |
| W | 64 | Campbell | 58 |
| W | 64 | at The Citadel | 49 |
| L | 51 | at North Carolina State | 81 |
| L | 53 | at Appalachian State | 74 |
| L | 55 | at Virginia Tech | 62 |
| W | 66 | N. Carolina Wesleyan | 44 |
| L | 64 | Belmont | 67 |

All-Time Game Results

| | | | | |
|---|---|----|------------------------|-------|
| W | * | 70 | Radford | 56 |
| W | * | 73 | Liberty | 57 |
| W | * | 74 | High Point | 66 |
| W | * | 81 | at Elon College | 72 |
| W | * | 71 | at Charleston Southern | 62 |
| W | * | 74 | at Coastal Carolina | 61 |
| W | * | 86 | at UNC Asheville | 79 OT |
| W | * | 82 | Liberty | 54 |
| W | * | 73 | Elon College | 72 |
| W | * | 86 | at High Point | 68 |
| W | * | 85 | Coastal Carolina | 68 |
| W | * | 86 | Charleston Southern | 77 |
| L | * | 53 | at Radford | 57 |
| W | * | 61 | UNC Asheville | 57 |
| W | # | 70 | Charleston Southern | 61 |
| W | # | 86 | Radford | 74 |
| L | @ | 41 | #14 (1) Auburn | 80 |

* Big South Conference game

Big South Conference tournament

@NCAA South Region--Indianapolis

1999-2000 W-21, L-9 (NCAA)

Big South W-11, L-3

Coach: Gregg Marshall

| W/L | WU | OPP |
|-----|----|------------------------|
| W | 97 | Lee 73 |
| W | 78 | Central Florida 54 |
| W | 71 | The Citadel 51 |
| W | 80 | at Georgia Southern 72 |
| L | 49 | at Dayton 76 |
| L | 65 | at Maryland 76 OT |
| L | 58 | at Campbell 62 |
| L | 59 | at Clemson 64 |
| L | 88 | UNC Greensboro 93 2OT |
| W | 87 | USC-Aiken 63 |
| W | 51 | at Missouri 46 |
| W | 86 | Lees-McRae 54 |
| W | 71 | William & Mary 64 |
| L * | 52 | at Radford 55 |
| W * | 73 | at Liberty 71 |
| W * | 75 | High Point 57 |
| W * | 83 | Coastal Carolina 70 |
| L * | 63 | at UNC Asheville 64 |
| W * | 75 | Charleston Southern 41 |
| W * | 80 | Liberty 63 |
| W * | 81 | Radford 78 |
| W * | 60 | at High Point 55 |
| W * | 82 | at Elon 68 |
| W * | 87 | Elon 82 OT |
| W * | 79 | Charleston Southern 65 |
| L * | 58 | at Coastal Carolina 73 |
| W * | 90 | UNC Asheville 50 |
| w # | 90 | Charleston Southern 65 |



All-Time Game Results

| | | | | |
|---|---|----|---------------|----|
| w | # | 75 | UNC Asheville | 62 |
| L | @ | 50 | (14) Oklahoma | 74 |

*Big South Conference game
#Big South Conference tournament
@NCAA West Region--Tuscon, AZ

2000-2001 W18 L-13 (NCAA)

Big South W-11, L-3

Coach: Gregg Marshall

| W/L | WU | OPP |
|-----|-------|------------------------|
| L | \$ 61 | at #6 North Carolina |
| L | \$ 68 | Arizona State |
| W | 55 | Belmont Abbey |
| W | 70 | Campbell |
| W | 65 | at William & Mary |
| L | 44 | at Nebraska |
| W | 73 | Georgia Southern |
| L | 59 | at Clemson |
| W | * 66 | Coastal Carolina |
| L | 50 | at Marshall |
| L | 63 | at UNC Greensboro |
| L | + 53 | Cleveland State |
| L | + 80 | Birmingham-Southern |
| W | 80 | Gardner-Webb |
| W | * 64 | at Elon |
| W | * 67 | at High Point |
| W | * 76 | Liberty |
| L | 64 | Texas A&M-Corpus Chr. |
| L | * 54 | Radford |
| W | * 67 | UNC Asheville |
| L | * 55 | at Charleston Southern |
| W | * 61 | Elon |
| W | * 74 | High Point |
| W | * 87 | Radford |
| L | * 50 | at Liberty |
| W | * 76 | Charleston Southern |
| W | * 83 | at Coastal Carolina |
| W | * 71 | at UNC Asheville |
| W | # 67 | Liberty |
| W | # 67 | Radford |
| L | % 67 | Northwestern State |

\$Pizza Hut NABC Classic, Chapel Hill, NC
+Koch Petroleum Classic, Corpus-Christi, TX
*Big South Conference game
#Big South Conference tournament, Roanoke, VA
%NCAA Play-In Game, Dayton, OH

2001-2002 W19 L-12 (NCAA)

Big South W-10, L-4

Coach: Gregg Marshall

| W/L | WU | OPP |
|-----|-------|------------------------|
| W | 60 | Lander |
| L | 54 | at Ohio State |
| L | 65 | at Nebraska |
| W | 67 | Birmingham-Southern |
| L | \$ 58 | Niagara |
| L | \$ 55 | Hartford |
| L | 65 | Marshall |
| W | 66 | at Clemson |
| W | + 86 | Tennessee-Martin |
| L | + 58 | South Carolina State |
| L | ^ 66 | George Mason |
| L | * 48 | at Radford |
| W | * 76 | Elon |
| W | 75 | Randolph-Macon |
| W | * 81 | at Liberty |
| W | * 83 | at High Point |
| L | * 63 | Charleston Southern |
| W | * 73 | at UNC Asheville |
| W | * 81 | High Point |
| W | * 63 | Coastal Carolina |
| L | * 64 | at Elon |
| W | 63 | at Birmingham-Southern |
| L | * 64 | Radford |
| W | * 69 | Liberty |
| W | * 57 | at Charleston Southern |
| W | * 100 | Coastal Carolina |
| W | * 77 | UNC Asheville |
| W | # 66 | Liberty |
| W | # 77 | Elon |
| W | # 70 | High Point |
| L | % 37 | #1 (1) Duke |

\$Phoenix Classic, Hartford, CT
+Costner Brothers-Winthrop Invitational
^Rogers AT&T Classic, Halifax, Nova Scotia
*Big South Conference game
\$#Big South Conference tournament, Roanoke, VA
%NCAA Tournament, Greenville, SC

2002-2003 W-20 L-10 (NCAA)

Big South W-11, L-3

Coach: Gregg Marshall

| W/L | WU | OPP |
|-----|-------|--------------------|
| L | \$ 50 | Northern Illinois |
| L | \$ 61 | Eastern Washington |
| W | 86 | Nyack |
| W | 68 | at Gardner-Webb |
| W | 67 | at Montana State |
| L | 42 | at Utah |

All-Time Game Results

| | | | | |
|---|---|----|--------------------------|-------|
| W | + | 62 | Morris Brown | 54 |
| L | + | 56 | North Texas | 65 |
| L | | 61 | at Clemson | 78 |
| W | | 84 | at Eastern Kentucky | 73 |
| W | | 74 | St. Andrews Presbyterian | 39 |
| W | * | 64 | at Radford | 55 |
| W | * | 82 | Elon | 65 |
| L | * | 50 | Coastal Carolina | 64 |
| W | | 74 | at Birmingham-Sou. | 67 |
| W | * | 74 | at Liberty | 64 |
| W | * | 67 | at Elon | 60 |
| W | * | 65 | UNC Asheville | 62 |
| W | * | 72 | at Charleston Southern | 69 OT |
| W | * | 84 | High Point | 59 |
| L | * | 82 | Radford | 61 |
| L | * | 66 | Coastal Carolina | 72 |
| W | | 67 | Birmingham-Southern | 63 |
| L | | 74 | Gardner-Webb | 78 |
| W | * | 86 | at High Point | 70 |
| W | * | 84 | Liberty | 72 |
| W | * | 75 | Charleston Southern | 56 |
| W | * | 76 | at UNC Asheville | 65 |
| W | # | 80 | High Point | 64 |
| L | # | 80 | UNC Asheville | 81 OT |

\$NABC Classic, Madison, WI
+Brothers Air & Heat Shootout, Rock Hill, SC
*Big South Conference game
#Big South Conference Tournament

2003-2004 W-16 L-12 (NCAA)

Big South W-10, L-6

Coach: Gregg Marshall

Coach: Gregg Marshall

| W/L | WU | | OPP |
|-----|----|---------------------------|-------|
| L | 44 | at #9 Kentucky | 65 |
| W | 96 | Maine-Machias | 46 |
| W | 65 | Coker | 50 |
| W | 67 | Eastern Kentucky | 66 |
| L | + | 64 Samford | 66 |
| W | + | 84 Hampton | 74 |
| W | | 80 at Georgia | 60 |
| L | | 49 at Wyoming | 79 |
| L | | 67 at Weber State | 69 |
| L | & | 71 Western Michigan | 76 |
| W | & | 70 San Diego | 66 |
| L | * | 54 Birmingham-Southern | 61 |
| W | * | 78 Radford | 76 OT |
| L | * | 62 at High Point | 77 |
| W | * | 78 VMI | 62 |
| W | * | 76 UNC Asheville | 62 |
| W | * | 66 at Coastal Carolina | 65 |
| W | * | 68 Charleston Southern | 50 |
| L | * | 69 at Birmingham-Southern | 70 |
| L | * | 50 at Liberty | 66 |



All-Time Game Results

| | | | | |
|---|---|----|------------------------|----|
| L | * | 61 | at VMI | 68 |
| W | * | 51 | Coastal Carolina | 50 |
| W | * | 53 | at Radford | 52 |
| W | * | 78 | High Point | 67 |
| L | * | 62 | Liberty | 74 |
| W | * | 72 | at Charleston Southern | 48 |
| W | * | 75 | UNC Asheville | 68 |
| L | # | 46 | UNC Asheville | 49 |

+ Costner Brothers-Winthrop Shootout
& ASU Sun Devil Classic
* Big South Conference game
Big South Conference tournament

2004-2005 W-27 L-6 (NCAA)

Big South W-15, L-1

Coach: Gregg Marshall

| W/L | | WU | | OPP |
|-----|---|----|-------------------------|-------|
| L | + | 49 | Arkansas | 72 |
| W | + | 89 | Troy | 80 |
| W | + | 52 | Austin Peay | 36 |
| L | | 52 | at South Carolina | 62 |
| W | | 60 | Weber State | 49 |
| W | | 60 | at Providence | 54 |
| W | | 86 | Barton | 57 |
| W | | 67 | Siena | 58 |
| W | | 70 | at East Carolina | 55 |
| L | | 64 | at Portland | 70 |
| L | | 56 | Oregon | 71 |
| W | | 69 | Georgia College & State | 56 |
| W | | 90 | Ferrum | 62 |
| L | * | 68 | Coastal Carolina | 76 |
| W | * | 75 | Liberty | 73 OT |
| W | * | 78 | at UNC Asheville | 70 |
| W | * | 74 | Radford | 54 |
| W | * | 65 | at Birmingham-Southern | 57 |
| W | * | 80 | Coastal Carolina | 66 |
| W | * | 58 | Charleston Southern | 45 |
| W | * | 69 | VMI | 44 |
| W | * | 67 | UNC Asheville | 60 |
| W | * | 72 | at High Point | 55 |
| W | * | 69 | at Liberty | 61 |
| W | * | 55 | Birmingham-Southern | 41 |
| W | * | 65 | at Radford | 55 |
| W | * | 74 | High Point | 66 |
| W | * | 63 | at VMI | 48 |
| W | * | 65 | at Charleston Southern | 62 OT |
| W | # | 74 | Coastal Carolina | 62 |
| W | # | 78 | Birmingham-Southern | 64 |
| W | # | 68 | Charleston Southern | 46 |
| L | % | 64 | #10 (3) Gonzaga | 74 |

+ Paradise Jam, St. Thomas, VI
* Big South Conference game
Big South Conference tournament
% NCAA Tournament

2005-2006 W-23 L-8 (NCAA)

Big South W-13, L-3

Coach: Gregg Marshall

| W/L | | WU | | OPP |
|-----|---|-----|------------------------|-------|
| W | + | 70 | IUPUI | 53 |
| W | + | 71 | at Marquette | 64 |
| W | | 77 | Portland | 46 |
| W | | 79 | Newberry | 77 |
| L | | 57 | at #18 Alabama | 60 |
| L | | 54 | at South Carolina | 68 |
| W | | 70 | East Carolina | 48 |
| W | | 101 | Palm Beach Atlantic | 49 |
| L | | 62 | at Auburn | 64 |
| W | * | 84 | Birmingham-Southern | 43 |
| L | * | 63 | at Memphis | 73 |
| W | * | 74 | UNC Asheville | 49 |
| W | * | 90 | at Radford | 75 |
| W | * | 79 | at Charleston Southern | 61 |
| W | * | 68 | Liberty | 47 |
| W | * | 70 | at High Point | 67 |
| L | * | 57 | Coastal Carolina | 64 |
| W | * | 76 | Charleston Southern | 59 |
| W | * | 74 | at VMI | 69 |
| L | * | 50 | at Coastal Carolina | 64 |
| W | * | 98 | VMI | 65 |
| W | * | 71 | Radford | 44 |
| W | * | 78 | at UNC Asheville | 65 |
| W | & | 98 | Northern Illinois | 97 OT |
| L | * | 71 | at Liberty | 78 |
| W | * | 94 | High Point | 78 |
| W | * | 56 | at Birmingham-Sou. | 43 |
| W | # | 93 | Liberty | 52 |
| W | # | 77 | High Point | 65 |
| W | # | 51 | Coastal Carolina | 50 |
| L | % | 61 | #18 (2) Tennessee | 63 |

+ Marquette Pepsi Blue & Gold Classic
& ESPN BracketBuster
* Big South Conference game
Big South Conference tournament
% NCAA Tournament

2006-2007 W-29 L-5 (NCAA)

Big South W-14, L-0

Coach: Gregg Marshall

| W/L | | WU | | OPP |
|-----|---|----|------------------|-----|
| W | | 89 | North Greenville | 46 |
| W | + | 57 | Iona | 38 |

All-Time Game Results

| | | | | |
|---|---|-----|------------------------|-------|
| L | + | 66 | #2 North Carolina | 73 |
| W | | 74 | at Mississippi State | 63 |
| L | | 60 | at #24 Maryland | 71 |
| W | | 90 | Virginia Interment | 46 |
| W | | 76 | Presbyterian | 51 |
| W | | 72 | at Northern Illinois | 62 |
| L | | 79 | at #12 Wisconsin | 82 OT |
| W | | 80 | Limestone | 46 |
| W | | 74 | Mt. Saint Mary's | 59 |
| W | | 69 | at East Carolina | 50 |
| W | | 71 | at Old Dominion | 65 |
| L | | 51 | at #11 Texas A&M | 71 |
| W | * | 108 | VMI | 76 |
| W | * | 75 | at Charleston Southern | 62 |
| W | * | 68 | at Liberty | 40 |
| W | * | 61 | UNC Asheville | 42 |
| W | * | 62 | at Radford | 59 |
| W | * | 64 | at High Point | 63 |
| W | * | 65 | Coastal Carolina | 63 |
| W | * | 109 | at VMI | 96 |
| W | * | 88 | at UNC Asheville | 69 |
| W | * | 80 | Liberty | 76 |
| W | * | 77 | Radford | 58 |
| W | * | 78 | Charleston Southern | 54 |
| W | & | 77 | at Missouri State | 66 |
| W | * | 72 | High Point | 60 |
| W | * | 83 | at Coastal Carolina | 69 |
| W | # | 72 | Charleston Southern | 42 |
| W | # | 79 | UNC Asheville | 60 |
| W | # | 84 | VMI | 81 |
| W | % | 74 | #17 (6) Notre Dame | 64 |
| L | % | 61 | #17 (3) Oregon | 75 |

+ Preseason NIT
& ESPN BracketBuster
* Big South Conference game
Big South Conference tournament
% NCAA Tournament

2007-2008 W-22 L-12 (NCAA)

Big South W-10, L-4

Coach: Randy Peele

| W/L | | WU | | OPP |
|-----|---|----|---------------------|-----|
| W | | 68 | Queens | 61 |
| W | + | 72 | Illinois-Chicago | 58 |
| W | + | 79 | Georgia Tech | 73 |
| L | + | 54 | Baylor | 62 |
| L | | 69 | Missouri State | 73 |
| W | | 72 | at East Carolina | 58 |
| L | | 53 | at West Virginia | 70 |
| W | | 68 | Akron | 58 |
| L | | 71 | at Mississippi | 76 |
| L | | 59 | at Mount St. Mary's | 64 |



All-Time Game Results

| | | | |
|---|------|------------------------|-------|
| W | 62 | Old Dominion | 59 |
| W | 76 | #19 Miami | 70 |
| W | 78 | Limestone | 34 |
| L | 62 | at Marshall | 67 OT |
| W | 55 | Presbyterian | 48 |
| L | * 61 | at High Point | 62 |
| W | * 55 | Liberty | 48 |
| W | * 77 | at Radford | 59 |
| W | * 85 | VMI | 41 |
| W | * 65 | Coastal Carolina | 43 |
| W | * 81 | at Charleston Southern | 64 |
| L | * 56 | at UNC Asheville | 71 |
| L | * 49 | at Coastal Carolina | 50 |
| W | * 62 | High Point | 54 |
| W | * 59 | at Liberty | 50 |
| W | * 74 | Radford | 59 |
| W | * 80 | at VMI | 70 |
| L | & 47 | Davidson | 60 |
| W | * 63 | Charleston Southern | 49 |
| L | * 50 | UNC Asheville | 63 |
| W | # 76 | Radford | 45 |
| W | # 61 | High Point | 53 |
| W | # 66 | UNC Asheville | 48 |
| L | % 40 | (4) Washington State | 71 |

+ Paradise Jam, St. Thomas, VI
 ^ Orange Bowl Classic, Sunrise, FL
 & ESPN BracketBuster
 * Big South Conference game
 # Big South Conference Tournament
 % NCAA Tournament

2008-09 W-11 L-19 Big South W-9, L-9 Coach: Randy Peele

| W/L | WU | | OPP |
|-----|------|------------------------|-------|
| W | 67 | North Greenville | 42 |
| L | 63 | at South Carolina | 86 |
| L | 58 | at Akron | 72 |
| L | 70 | at #22 Davidson | 97 |
| L | 48 | North Carolina State | 74 |
| L | 60 | East Carolina | 63 |
| L | 74 | at VMI | 92 |
| L | * 52 | at Radford | 73 |
| L | 54 | at Old Dominion | 66 |
| L | 76 | College of Charleston | 77 |
| L | ^ 45 | Florida | 74 |
| W | * 59 | Liberty | 57 |
| L | * 40 | High Point | 42 |
| W | * 54 | at Presbyterian | 53 OT |
| L | * 49 | Gardner-Webb | 64 |
| W | * 87 | UNC Asheville | 67 |
| W | * 65 | at Charleston Southern | 63 |

| | | | | |
|---|---|-----|---------------------|--------|
| L | * | 69 | at Coastal Carolina | 78 |
| W | * | 56 | at UNC Asheville | 49 |
| L | * | 53 | at Charlotte | 70 |
| L | * | 55 | Radford | 59 |
| L | * | 106 | VMI | 110 OT |
| L | * | 47 | at Liberty | 57 |
| L | * | 56 | at High Point | 63 |
| W | * | 50 | Presbyterian | 47 |
| W | * | 60 | at Gardner-Webb | 55 |
| W | & | 65 | Appalachian State | 63 |
| W | * | 57 | Charleston Southern | 52 |
| W | * | 70 | Coastal Carolina | 50 |
| L | # | 68 | at UNC Asheville | 76 |

^ Orange Bowl Classic, Sunrise, FL
 & ESPN BracketBuster
 * Big South Conference game
 # Big South Conference tournament

2009-10 W-19 L-14 Big South W-12, L-6 Coach: Randy Peele

| W/L | WU | | OPP |
|-----|------|-------------------------|-------|
| W | 67 | Limestone | 55 |
| W | 49 | USC Upstate | 46 |
| L | 66 | at #19 Clemson | 102 |
| L | 51 | at Appalachian State | 70 |
| L | * 59 | Radford | 61 |
| W | * 82 | High Point | 68 |
| W | 64 | Barton | 51 |
| W | 62 | at USC Upstate | 53 |
| L | 47 | Charlotte | 57 |
| L | 57 | at Cincinnati | 74 |
| L | 52 | at North Carolina State | 68 |
| L | * 47 | at Coastal Carolina | 57 |
| L | * 54 | at Charleston Southern | 57 |
| W | * 96 | VMI | 73 |
| W | * 65 | Liberty | 42 |
| W | * 56 | at Presbyterian College | 42 |
| L | * 53 | at UNC Asheville | 66 |
| W | * 65 | at Gardner-Webb | 45 |
| W | * 55 | Charleston Southern | 53 |
| W | * 67 | Coastal Carolina | 64 |
| W | * 67 | at Liberty | 43 |
| W | * 87 | at VMI | 83 |
| W | * 66 | Presbyterian College | 53 |
| W | * 69 | Gardner-Webb | 64 |
| L | & 57 | at Eastern Kentucky | 77 |
| W | * 68 | UNC Asheville | 65 OT |
| L | * 66 | at High Point | 71 |
| L | * 52 | at Radford | 54 |
| W | # 80 | Liberty | 72 |
| W | # 61 | Radford | 46 |

All-Time Game Results

| | | | | |
|---|---|----|---------------------|----|
| W | # | 64 | at Coastal Carolina | 53 |
| L | % | 44 | Arkansas-Pine Bluff | 61 |

& ESPN BracketBuster, Richmond, KY
 * Big South Conference game
 # Big South Conference tournament
 % NCAA Opening Round, Dayton, OH

2010-11 W-13 L-17 Big South W-9, L-9 Coach: Randy Peele

Coach: Randy Peelle

| W/L | WU | OPP |
|-----|------|-------------------------------|
| W | 70 | Queens 61 |
| L | 54 | #VCU 67 |
| L | + 44 | Hampton 45 |
| W | + 83 | at Wake Forest 74 |
| L | + 44 | Belmont 71 |
| W | 65 | Lander 46 |
| W | * 88 | VMI 82 OT |
| L | * 72 | Liberty 75 |
| L | 57 | at Charlotte 68 |
| W | 73 | Jacksonville 66 |
| L | 58 | at Dayton 73 |
| L | 52 | at #13 Kentucky 89 |
| W | * 53 | Presbyterian College 51 |
| L | * 67 | UNC Asheville 88 |
| W | * 63 | Gardner-Webb 48 |
| L | * 69 | at Coastal Carolina 74 |
| L | * 60 | at Charleston Southern 69 |
| W | * 74 | Radford 58 |
| W | * 77 | High Point 49 |
| L | * 74 | at Presbyterian College 76 OT |
| L | * 66 | at Radford 67 |
| W | * 60 | at Gardner-Webb 57 |
| W | * 57 | at UNC Asheville 53 |
| W | * 75 | Charleston Southern 68 |
| L | * 56 | Coastal Carolina 61 |
| L | * 69 | at High Point 70 2OT |
| L | & 74 | Ohio 77 OT |
| W | * 61 | Liberty 56 |
| L | * 85 | VMI 89 |
| L | # 73 | at VMI 78 |

NIT Season Tip-Off, Winston-Salem, NC
 ^ ESPN BracketBuster
 * Big South Conference game
 \$ Big South Conference tournament



All-Time Game Results

2011-12 W-12 L-20
Big South W-8, L-10

Coach: Randy Peele

| W/L | WU | OPP |
|-----|-------|----------------------------|
| L | 59 | Eastern Kentucky 71 |
| L | 48 | at Virginia 69 |
| L | \$ 73 | vs. #19 Marquette 95 |
| L | \$ 62 | vs. Drake 66 |
| L | \$ 45 | vs. Drexel 68 |
| W | 107 | Central Penn 68 |
| W | * 59 | at Presbyterian College 56 |
| L | * 60 | at Gardner-Webb 62 |
| W | 79 | UVA-Wise 70 |
| W | 59 | at Jacksonville 45 |
| L | 40 | at Clemson 60 |
| L | 55 | at Western Michigan 60 |
| L | 86 | at Georgia 92 OT |
| L | * 68 | UNC Asheville 73 OT |
| W | * 70 | Radford 54 |
| W | * 91 | VMI 84 |
| L | * 54 | at High Point 64 |
| W | * 64 | at Liberty 61 |
| L | * 51 | Campbell 54 |
| W | * 56 | Gardner-Webb 54 |
| L | * 66 | at Charleston Southern 77 |
| W | * 65 | Liberty 63 |
| L | * 47 | High Point 52 |
| W | * 77 | at Radford 63 |
| L | * 79 | at VMI 86 |
| L | * 58 | at Campbell 67 |
| W | * 67 | Coastal Carolina 57 |
| L | * 45 | Presbyterian College 48 |
| L | ^ 64 | at Appalachian State 76 |
| L | * 55 | at UNC Asheville 67 |
| W | # 71 | vs. #3 Campbell 55 |
| L | # 55 | vs. #7 VMI 75 |

\$ Paradise Jam, St. Thomas, Virgin Islands

^ ESPN BracketBuster

* Big South Conference game

\$ Big South Conference tournament

2012-13 W-14 L-17

Big South W-6, L-10

Coach: Pat Kelsey

| W/L | WU | OPP |
|-----|----|--------------------------|
| W | 80 | St. Andrews 48 |
| L | 55 | at Indiana State 66 |
| L | 54 | Virginia Commonwealth 90 |
| W | 59 | Lenoir-Rhyne 35 |
| L | 55 | at Wofford College 70 |
| L | 61 | at James Madison 71 |
| W | 77 | Brevard 54 |

| | | |
|---|------|------------------------------|
| W | 50 | at Ohio 49 |
| L | 55 | at #7 Ohio State 65 |
| W | 74 | at Auburn 67 |
| W | 50 | Hampton 43 |
| L | 57 | North Carolina Central 64 |
| L | * 61 | High Point 74 |
| L | * 63 | at Charleston Southern 75 |
| L | * 54 | at VMI 72 |
| W | * 62 | Presbyterian College 51 |
| L | * 59 | at Campbell 63 |
| W | * 61 | Gardner-Webb 55 |
| L | * 57 | at Radford 58 |
| W | * 61 | Coastal Carolina 48 |
| W | * 66 | Liberty 56 |
| L | * 56 | at UNC Asheville 69 |
| L | * 56 | Longwood 62 |
| W | * 70 | Charleston Southern 65 |
| L | * 57 | at Presbyterian College 64 |
| L | * 52 | at Gardner-Webb 65 |
| W | ^ 66 | Southeast Louisiana 52 |
| L | * 54 | at Coastal Carolina 73 |
| W | * 70 | UNC Asheville 61 |
| W | # 60 | vs. (#4N) Radford 58 OT |
| L | # 47 | vs. (#1S) Charleston Sou. 54 |

^ ESPN BracketBuster

* Big South Conference game

\$ Big South Conference tournament

2013-14 W-20 L-13

Big South W-10, L-6

Coach: Pat Kelsey

| W/L | WU | OPP |
|-----|------|------------------------------|
| W | 93 | Roanoke College 74 |
| W | 82 | USC Upstate 74 |
| L | 71 | at Virginia Commonwealth 92 |
| W | 76 | at East Tennessee St. 66 |
| W | 96 | Virginia Intermont 62 |
| W | 69 | James Madison 57 |
| L | 63 | at Virginia Tech 81 |
| W | 80 | Appalachian State 72 |
| L | 66 | at North Carolina Central 72 |
| L | 56 | Wofford College 62 |
| L | 95 | at Hampton 101 2OT |
| L | 81 | at Dayton 47 |
| W | * 71 | at Presbyterian College 67 |
| W | * 85 | Charleston Southern 68 |
| L | * 51 | Gardner-Webb 56 |
| W | * 73 | at Coastal Carolina 72 OT |
| L | * 66 | at UNC Asheville 81 |
| W | * 58 | VMI 57 |
| L | * 64 | Radford 76 |
| L | * 64 | at High Point 65 |

All-Time Game Results

| | | | |
|---|---|-----|-------------------------------|
| W | * | 73 | at Liberty 62 |
| W | * | 92 | Barber-Scotia 62 |
| W | * | 88 | Campbell 62 |
| W | * | 76 | at Longwood 59 |
| L | * | 64 | at Charleston Southern 84 |
| W | * | 75 | Coastal Carolina 65 |
| L | * | 79 | at Gardner-Webb 85 OT |
| W | * | 107 | UNC Asheville 100 OT |
| W | * | 82 | Presbyterian College 60 |
| W | # | 77 | vs. (#5N) Liberty 65 |
| W | # | 62 | vs. (#1N) High Point 60 |
| W | # | 80 | vs. (#2S) UNC Asheville 79 |
| L | # | 61 | vs. (#1N) Coastal Carolina 76 |

* Big South Conference game

\$ Big South Conference tournament





Media Spotlight

Media Spotlight



Pat Kelsey received national attention for his positive remarks following the Ohio State game regarding the Sandy Hook school shootings. He appeared on several radio shows across the country as well as MSNBC's Last Word with Lawrence O'Donnell, CNN and Fox & Friends.



Sports Illustrated 2007 NCAA Tournament Preview



HALL OF FAMER

TYSON WATERMAN





Tyson Waterman Had No. 41 Jersey Retired In 2001, Inducted Into Winthrop Hall Of Fame In 2007

Tyson Waterman, a former standout guard for two Winthrop Big South Conference championship teams, was honored during the 2001 spring athletic banquet by having his No. 41 jersey retired. The framed jersey is now on display in the Eagle Club room of the Winthrop Coliseum. He was inducted into the Winthrop Athletic Hall of Fame in February, 2007.

During Waterman's playing career, he helped lead the Eagles to "Back-to-Back" conference titles and the school's first trips to the NCAA championship tournament. A 2000 Winthrop graduate, the Hemingway, South Carolina native ranks fourth on the Winthrop all-time scoring list with 1,461 points and is third all-time in assists with 469. He is among the top 10 Winthrop career leaders in 10 offensive categories.

He was voted the 1996 Big South Rookie of the Year and was twice voted to the All-Big South first team and once to the All-Big South second team.





HALL OF FAMER

NEILD GORDON



NEILD GORDON CLASS OF 2005

Neild served as Winthrop's first men's basketball coach (1978-1986) and compiled a record of 160 wins, 100 losses and a .615 winning percentage. His Eagle teams averaged 20 wins per season and his first Winthrop team built a record of 25 wins and 10 losses. His 1978-79 team became the first team to ever qualify for the NAIA District 6 playoffs in its first year of existence. He guided the 1980-81 team to a 31-8 record, becoming just the third team in South Carolina collegiate history to win 30 or more games in a single season. He reached the 100-victory plateau in just four seasons as he led the Eagles to a 104-43 record during that span. He played a significant role in the planning and construction of the Winthrop Coliseum during his tenure as athletic director. Coached Newberry College to NAIA National Championship game in 1976-77.





HALL OF FAMER

BENNIE BENNETT



BENNIE BENNETT CLASS OF 2006

Bennie was a member of Winthrop's first men's basketball team. He was the first Winthrop men's basketball player to score 1,000 points in a career. He ranks among Winthrop's career leaders in eight different categories, including assists, free throws made, free throw percentage, and field goals made. Following an outstanding playing career, he had a very successful 15-year coaching career at Fort Mill High School and Clover High School. He served as athletic director and assistant principal at Clover High School from 1993 to 1998. He became principal at Clover Middle School in 1998, and later became the first minority to be appointed as an assistant superintendent in the Clover School District in 2002. He now serves as superintendent of the Newberry County School District.






HALL OF FAMER

CHARLES BRUNSON



CHARLES BRUNSON CLASS OF 2006

Charles was named NAIA All-American 1st team in 1981 and 1982..He was selected NAIA All-District 6 in 1981 and 1982. He still ranks first among Winthrop's all-time scorers with 1,850 points while playing in 92 games. He averaged 20.1 points and 10 rebounds per game during his three-year career. He still ranks first among Winthrop's all-time rebound leaders with 913. He led the Eagles to the most wins ever in a single season in 1980-81 when Winthrop finished 31-8. He ranks among Winthrop's career Top 10 leaders in 10 categories, including first place in points scored, field goals made, free throws made and rebounds.





HALL OF FAMER

GREGG MARSHALL



GREGG MARSHALL CLASS OF 2013


Gregg Marshall, who was inducted into the Big South Conference Hall of Fame in 2012, led the Winthrop men's basketball team to seven conference titles and seven appearances in the NCAA tournament during his nine years as head coach. He posted five 20-plus win seasons and guided Winthrop to an overall record of 194-83 and a 104-24 record in Big South games. His Winthrop teams also compiled a 19-2 record in nine conference tournaments. He was voted Big South Conference Coach of the Year four times and his overall games (70%) and conference-only games (81.3%) winning percentages are the highest in league history. In 2006-07, he led Winthrop to a NCAA Div. I school-record 29 wins and the first NCAA first round victory in Winthrop and Big South history with a win over Notre Dame. He has served as head coach at Wichita State since 2007 and has led the Shockers to the 2011 NIT championship and into the 2013 Final Four as champions of the West Regional.





HALL OF FAMER

GREG LEWIS



GREG LEWIS CLASS OF 2014

Greg Lewis (Class of 2002) led Winthrop to two Big South Conference championships and NCAA appearances in 2000 and 2002. He was voted the 2002 Big South Conference Player of the Year and was an All-Big South First Team selection in 2000 and 2002. Lewis was also voted the Most Valuable Player of the 2000 and 2002 Big South Championship Tournaments. In 2002, he was selected an Associated Press Honorable Mention All-American. He missed the 2001 season due to a foot injury. In just two seasons with the Eagles, he scored 947 points and his 15.7 scoring average ranks 15th all-time in school history, while his 10.1 rebound average in the 2001-02 season ranks second. Since his graduation, Lewis has played professionally in the United States in the USBL and ABA, overseas and in South America. He is currently playing in Argentina for Atena where he was named the 2013 Latinbasketball.com's All-Liga Americas Most Valuable Player. In addition to Argentina, his basketball career has taken him to Finland, Brazil, New Zealand, Venezuela and Mexico.

