



2014

**WINTHROP
BASEBALL**


IT'S A BIG HIT

2014 Schedule



Date	Opponent	Location	Time
Feb. 16	Akron (DH)	Home	2:00
Feb. 18	Western Carolina	Cullhee, NC	4:00
Feb. 21	\$ Kent State	Home	4:00
Feb. 22	\$ Coppin State	Home	12:00
Feb. 22	\$ Kent State	Home	4:00
Feb. 23	\$ Coppin State	Home	3:00
Feb. 25	USC Upstate	Home	4:00
Feb. 28	Jacksonville	Jacksonville, FL	6:30
Mar. 1	Jacksonville	Jacksonville, FL	2:00
Mar. 2	Jacksonville	Jacksonville, FL	1:00
Mar. 5	Wofford	Spartenburg, SC	6:00
Mar. 7	Vanderbilt	Nashville, TN	5:00
Mar. 8	Vanderbilt	Nashville, TN	3:00
Mar. 9	Vanderbilt	Nashville, TN	2:00
Mar. 12	Wofford	Home	6:00
Mar. 14	* Gardner-Webb	Boiling Springs, NC	6:00
Mar. 15	* Gardner-Webb	Boiling Springs, NC	2:00
Mar. 16	* Gardner-Webb	Boiling Springs, NC	2:00
Mar. 18	North Carolina A & T	Home	6:00
Mar. 19	The Citadel	Charleston, SC	6:00
Mar. 21	* Coastal Carolina	Conway, SC	6:00
Mar. 22	* Coastal Carolina	Conway, SC	3:00
Mar. 23	* Coastal Carolina	Conway, SC	2:00
Mar. 25	Charlotte	Home	6:00
Mar. 26	North Carolina	Chapel Hill, NC	6:00
Mar. 28	* UNC Asheville	Home	6:00
Mar. 29	* UNC Asheville	Home	3:00
Mar. 30	* UNC Asheville	Home	1:00
Date	Opponent	Location	Time
Apr. 1	Davidson	Davidson, NC	6:00
Apr. 2	Clemson	Clemson, SC	6:30
Apr. 4	* Radford	Home	6:00
Apr. 5	* Radford	Home	3:00
Apr. 6	* Radford	Home	1:00
Apr. 8	USC Upstate	Spartanburg, SC	6:00
Apr. 9	Charlotte	Home	6:00
Apr. 11	* Presbyterian College	Clinton, SC	3:00
Apr. 12	* Presbyterian College	Clinton, SC	2:00
Apr. 13	* Presbyterian College	Clinton, SC	1:00
Apr. 15	Western Carolina	Home	6:00
Apr. 17	* High Point	High Point, NC	6:00
Apr. 18	* High Point	High Point, NC	6:00
Apr. 19	* High Point	High Point, NC	1:00
Apr. 22	The Citadel	Charleston, SC	6:00
Apr. 25	* VMI	Home	6:00
Apr. 26	* VMI	Home	3:00
Apr. 27	* VMI	Home	1:00
Apr. 29	Davidson	Home	6:00
May 7	North Carolina A & T	Greensboro, NC	6:00
May 9	* Charleston Southern	N. Charleston, SC	6:00
May 10	* Charleston Southern	N. Charleston, SC	4:00
May 11	* Charleston Southern	N. Charleston, SC	2:00
May 13	Charlotte	Charlotte, NC	6:00
May 15	* Longwood	Home	7:15
May 16	* Longwood	Home	7:15..
May 17	* Longwood	Home	2:00
May 21-25	Big South Tournament	Rock Hill, SC	TBA

All Games Are EST
 * Big South Conference Game
 \$ Coca-Cola Classic – Rock Hill, SC





Rally Around The Eagles

Quick Facts

Location: Rock Hill, S.C.

Founded: 1886

Enrollment: 5,600

Nickname: Eagles

Colors: Garnet (PMS 201) & Gold (PMS 123)

President: Dr. Jayne Marie Comstock

Athletic Director: Tom Hickman

Conference: Big South Conference

Home Field Capacity: The Winthrop Ballpark (1,800)

Field Dimensions: LF-325, CF-390, RF-325

Press Box Phone: (803) 323-2155 or 2114

Head Coach: Tom Riginos (Stetson, 1990)

Career Record (Years): 65-98 (4th yr.)

Winthrop Record (Years): same

Assistant Coaches: Clint Chrysler (Daytona State, 2009), Ben Hall

(Clemson, 2007), and Pete Jenkins (Nebraska, 1996)

Baseball Office Phone: (803) 323-2129 ext. 6235

2013 Record: 21-33 (Overall); 12-19 (H); 9-13 (A); 0-1 (N)

2013 Conference Record (Finish): 9-16 (9th)

Last Post-Season Appearance: NCAA 2006 (Chapel Hill Regional)

Starters Returning/Lost: 5/4

Letter Winners Returning/Lost: 20/10

Key Losses: Matt Pierpont, RHP; Eric Ruth, RHP; Matt Lobacz, 1B;

Cody Dolan, OF

Top Returners: TJ Olesczuk, OF; Joey Strain, RHP; Leighton Daniels,

INF; Chad Smith, INF; Sam Kmiec, LHP

Top Newcomers: John Menken, OF/C; Babe Thomas, C/OF; Brad

Kaczka, INF; Clif Bryant, 1B; Zac Goodno, C;

Baseball Contact: Michelle Dillingham

Office Phone: (803) 323-2129, ext. 6067

Cell Phone: 386-215-4522

FAX Number: (803) 323-2433

E-mail Address: dillinghamm3@winthrop.edu

Official Scorekeeper: Brian Pille

Website Address: www.winthropeagles.com

A photograph of Winthrop University's main building, a large brick structure with a classical facade featuring columns and arched windows. In the foreground, a stone wall with the university's name is visible. The scene is surrounded by lush green trees and a well-maintained lawn.

this is Winthrop University one of America's best

where students live, learn and lead

Founded in 1886, Winthrop University is rated as one of top regional higher education institutions in the nation. The picturesque campus is ideally located in the beautiful upstate section of South Carolina in the growing city of Rock Hill and only 30 minutes from uptown Charlotte, North Carolina.

With its 100 acre main campus and 300 acre athletic complex, Winthrop is home to a student body that numbers nearly 6,000. Unique academic course offerings and modern, well-equipped facilities guarantee a national-caliber education. Winthrop students excel in an academic environment that is second to none.



**President
Jayne Marie Comstock**

- ◆ Ph.D. in communication from the University of Arizona
- ◆ B.A. and M.A. degrees in communication from Illinois State University

'We are Eagles, come fly with us'

Dr. Jayne Marie Comstock became the 10th president in Winthrop's 127 year history on July 1, 2013.

She, her husband Larry A. Williamson and Cocoa, their 9 year-old Chesapeake retriever, now make the President's House at Winthrop their home.

Dr. Comstock has extensive experience as a senior-level academic administrator and a national reputation in the area of higher education leadership. Most recently, she served as the director of the Executive Leadership Group for American Council on Education (ACE) in Washington, D.C. Prior to joining ACE, She served as the chief academic officer at three different universities, most recently at Butler University.



Winthrop Athletics



Tom Hickman
Athletic Director

Tom Hickman, the dean of Big South Conference athletic directors, is in his 18th year as Winthrop's director of athletics.

Prior to his appointment to that post in 1996, Hickman was the associate athletic director for seven years.

The North Carolina native is a graduate of Wake Forest where he received his bachelor's degree in 1970 and his master's degree in 1974.

Hickman is a member of the National Association of Collegiate Directors of Athletics (NACDA) and is a former

member on the NCAA Div. I Championships/Sports Management Cabinet, the NCAA Div. I Management Council, the NCAA Legislative Review and Interpretations Committee, and the NCAA Minority Opportunities and Interests Committee.

He serves on the Big South Conference Budget and Basketball Tournament Committees.

He and his wife Karen, are the parents of two sons, Wesley and Brett, a daughter, Lauren, and a granddaughter, Aubrey Simone Hickman.



Dan Murray
Associate AD
Facilities, Operations & Sales



Scott McDonald
Associate AD
*Compliance, Student Services
& Donor Relations*



Jack Frost
Assistant AD
Media Relations



Daniel Hopper
Assistant AD
Marketing & Sales



Jeff Lahr
Assistant AD
Athletic Training

The Winthrop Ballpark-- One of the Southeast's Finest

The Winthrop Ballpark, a 1,800 seat facility, is the place to be during the spring. First opened in 2001, the ballpark is one of the finest in the Southeast and the Big South Conference. In addition to the action on the field, fans are entertained during games by the video board that hovers above the outfield wall in left center field.



WINTHROP UNIVERSITY

Coca-Cola

FARM BUREAU INSURANCE

WINTHROP EAGLES

Hilton Garden Inn

JACK IN THE BOX

DAKTRONICS

TIME	AT BAT	BALL	STRIKE	OUT	PITCH SPEED								
7:29	0	0	0	0	73								
DAKTRONICS	1	2	3	4	5	6	7	8	9	10	RUNS	HITS	ERR
COLONIALS	0	0	0	0	0	0	0	0	0	0	0	2	3
EAGLES	0	1	4	5	6	0	0	0	0	0	16	13	1

FAMILY TRUST

POWERADE

verizon wireless

Coca-Cola

COMFORTIUM

CNZ



Academic & Student-Athlete Services

Winthrop Athletics is strongly committed to the welfare and support of its student-athletes through its Academics, Student Services and Compliance offices.

A variety of resources are available to student-athletes in the Rock Hill Coca-Cola Academic Resource Center which is housed in the Winthrop Coliseum. The academic staff works closely with its student-athletes throughout their entire experience at Winthrop to ensure their academic success.



Graduation Is Our Goal

CHAMPS/Life Skills Programs

The CHAMPS/Life Skills program provides Winthrop student-athletes with personal development opportunities that challenge and enhance the collegiate experience. The program

is designed to provide leadership and service learning experiences. In addition, programs and seminars address career development, and academic and personal



Athletic Complex Is Superb

Winthrop's 300 acre athletic complex includes outdoor venues for baseball, (The Winthrop Ballpark), men's and women's soccer and women's lacrosse (Eagle Field), men's and women's track & field (Belk Track), men's and women's tennis (Memorial Courts), and softball (Terry Field).



Winthrop Coliseum



Irwin Belk Track



Memorial Courts



Eagle Field



Terry Field

Area Attractions

Bank of America Stadium



Charlotte Skyline



BB&T Park



**Downtown Rock Hill
Ampitheater**



Time-Warner Arena



**Paramount Carowinds
Theme Park**



Athletic Training

Winthrop provides five full-time certified athletic trainers along with three graduate assistant trainers who are dedicated to attaining excellence in all aspects of sports medicine.

Led by the veteran head athletic trainer Jeff Lahr, the staff works hard to deliver the highest quality health care to all of its student-athletes. Lahr, the Assistant Athletic Director for Athletic Training, is in his 19th year at Winthrop. The full-time staff of assistant athletic trainers includes Daniel Lundy, Charlie Hart, Amber Radtke and Eby Krebs. Several students enrolled in the University's athletic training program are also involved in helping with daily training room and game management duties.

The University athletic training department is teamed up with Dr. John Temple, a former member of the Winthrop men's basketball team who serves on staff at Ortho Carolina, to provide the best health care for its student-athletes.



Strength & Conditioning

Since Winthrop began its Strength and Conditioning program 10 years ago, it has become a key component to the success of Winthrop Athletics. The program was created to aid in injury prevention and improve athlete performance. All student-athletes receive personal instructions and attention from head strength coach Hayes Galitski and his staff that includes assistant coach Todd Riedel and graduate assistants.

Galitski is responsible for designing and implementing the strength and conditioning programs for all 18 sports teams. He works closely with each individual coaching staff to design a program that is geared for that particular sport.

Winthrop offers a modern and well-equipped strength and conditioning facility in the coliseum as well as the baseball stadium.



Hayes Galitski
Strength & Conditioning
Head Coach



Todd Riedel
Strength & Conditioning
Assistant Coach





**A
Winthrop Future
Awaits YOU**



The 2014 Winthrop Baseball Team

The members of the 2014 Winthrop baseball team are pictured, front row, from left: Clif Bryant, Babe Thomas, Joey Strain, Matt Crohan, Tyler Asbill, Justin Pace, Zach Cook, Luke Maldonado, Brock Goodling, Mark Lowrie, Austin Lawrence, Kyle Edwards; Middle row, Josh Strong, Cory Cremonese, Brad Kaczka, Clay Altman, Zac Goodno, Clint Chrysler, pitching coach; Tom Riginos, head coach; Ben Hall, hitting coach; Michael Patrick, Chad Smith, Leighton Daniels, Michael Gilroy, Sam Kmiec; standing, Matt Vetter (manager), Michael Green, Carl Buddin, Zach Slighter, Jace Whitley, Jason Driver, Ryan Owens, Reid Langdale, John Menken, Cody Dolan, TJ Olesczuk, Kaden Hepler, Stephen Wallace, Matt Boungiour (manager), Keri Massey –Shands, manager

2014 Winthrop Baseball Roster

No.	Name	Pos.	B/T	Yr.	Ht.	Wt.	Hometown/Previous School
1	Jace Whitley	INF	L/R	Jr.	6-3	175	Locust, NC/West Stanly H.S.
2	Leighton Daniels	SS	R/R	Sr.	5-10	180	Charlotte, NC/East Mecklenburg H.S.
3	Stephen Wallace	INF	R/R	So.	6-2	200	Norwood, NC/South Stanly H.S.
4	Cory Cremonese	OF	R/R	Fr.	6-2	210	Boiling Springs, SC/Boiling Springs H.S.
5	Travis Shelley	P	R/R	Jr.	6-2	200	Pawleys Island, SC/Lancaster C.C.
6	Kyle Edwards	INF	R/R	So.	5-10	180	Westminster, SC/Seneca H.S.
7	Clay Altman	C	R/R	Jr.	5-10	225	Conway, SC/Conway H.S.
8	Babe Thomas	C/OF	R/R	Fr.	6-0	195	Mt. Pleasant, SC/Wando H.S.
9	John Menken	OF/C	R/R	Jr.	6-2	200	Barlett, IL/ Elgin CC
11	Zach Sightler	P	R/R	So.	6-3	195	Lexington, SC/ Brookland Cayce H.S.
13	Chad Smith	INF	R/R	R-Jr.	6-0	200	Rock Hill, SC/Northwestern H.S.
14	Brad Kaczka	INF/OF	R/R	Jr.	6-1	190	Pittsford, NY/ Monroe CC
15	Mark Lowrie	INF	R/R	R-So.	6-1	200	Akron, PA/ Ephrata H.S.
17	Michael Patrick	OF	R/R	So.	6-1	185	Rock Hill, SC/ Northwestern H.S.
18	Carl Buddin	P	R/R	Jr.	6-2	220	Murrells Inlet, SC/ Brunswick CC
19	TJ Olesczuk	OF	R/R	R-Jr.	6-1	205	Cortlandt Manor, NY/ Hendrick Hudson H.S.
21	Luke Maldonado	INF	R/R	Sr.	5-11	185	Oak Creek, WI/ Madison Area Tech
22	Sam Kmiec	P	L/L	R-So.	6-0	215	Middletown, DE/ Wake Forest
23	Cody Dolan	OF	R/R	Sr.	6-2	210	Mill Hall, PA/ USC Sumter
24	Reid Langdale	C/3B	R/R	Sr.	6-3	220	Mt. Pleasant, SC/ Wando H.S.
25	Clif Bryant	1B	L/L	Fr.	5-11	240	Trenton, FL/ Trenton H.S.
27	Zac Goodno	C	R/R	Jr.	6-0	195	Moultrie, GA/ Indian River State College
28	Jason Driver	P	L/R	R-Sr.	6-2	200	Sykesville, MD/ Potomac State College
29	Austin Lawrence	P	R/R	R-Jr.	5-10	175	Greer, SC/ Spartanburg Methodist
31	Brock Goodling	P	R/R	R-So.	6-1	195	Mount Union, PA/ Clemson
32	Matt Crohan	P	L/L	Fr.	6-4	200	Jamesport, NY/ Riverhead H.S.
33	Michael Green	P	R/R	R-Jr.	5-11	185	Wake Forest, NC/ Brunswick CC
35	Josh Strong	P	L/L	Jr.	6-0	175	Orlando, FL/ Dr. Phillips H.S.
36	Joey Strain	P	R/R	So.	6-1	195	Prince Frederick, MD/ Huntingtown H.S.
37	Kaden Hepler	P	R/R	R-Fr.	6-2	210	York, PA/ West York Area H.S.
38	Justin Pace	P	R/R	Fr.	6-1	190	Gastonia, NC/ South Point H.S.
40	Tyler Asbill	INF	L/R	R-So.	5-8	155	Lexington, SC/ Ben Lippen School
41	Ryan Owens	P	R/R	So.	6-3	200	West Boca Raton, FL/ West Boca H.S.
44	Michael Gilroy	P	L/L	So.	5-10	180	Columbia, SC/ Brookland-Cayce H.S.
45	Zach Cook	P	R/R	Fr.	6-1	195	Milford, OH/ Milford H.S.

Coaching Staff

10	Tom Riginos	Head Coach (4th Season)
26	Clint Chrysler	Pitching Coach/Recruiting Coordinator (4th Season)
16	Ben Hall	Assistant Coach (3rd Season)
43	Pete Jenkins	Volunteer Assistant Coach (1st Season)

2014 Preview

Eagles Look For Breakthrough Year

Winthrop head baseball coach Tom Riginos is expecting a much-improved offensive attack for the 2014 season which gets underway on February 14 when the Eagles open their 56 game schedule against Akron at The Winthrop Ballpark.

"This is by far the most athletic team we have had in the four years I have been here," said Riginos. "We have recruited well the last three years and we believe that is going to pay off this season. We look for the offense to be more potent and be able to put more runs on the scoreboard."

The Eagles return 20 players from a year ago and have added 14 newcomers, according to Riginos. "Depth will be a major asset this season," he believes. From a pitching perspective, Riginos believes the depth of the staff and the top part of the rotation could also prove to be assets.

"With the additions of John Menken, Zac Goodno, Brad Kazcka, Babe Thomas and Clif Bryant along with the return of a healthy TJ Olesczuk, who is coming off a medical red-shirt year, and a much-improved Steven Wallace, our offensive depth will be much improved."

Outfield Has Pro Potential

The Winthrop coach believes two of the projected outfield starters (Menken, a junior in left field, and Olesczuk, a junior in center field) have professional potential. A third pro prospect, senior Cody Dolan, will red-shirt this season after undergoing bicep and labrum surgery just over week prior to the opening game.

Menken played for Elgin Community College and is coming off a strong sophomore year as he hit .400 with seven home runs and 50 runs batted in to go along with 15 stolen bases. Olesczuk was hitting .333 with eight RBI after 12 games last season when an injury sidelined him for the remainder of the year.



Senior Leighton Daniels will anchor infield and provide a solid bat in the lineup

The Eagles will miss Dolan, who led the Eagles last year in hitting with a .300 average, in hits with 57 and runs scored with 30. Another returning player who will see action in the outfield is sophomore Steven Wallace.

According to Riginos, "Wallace had a huge fall and made major strides from last season." Other outfield candidates include Rock Hill sophomore Michael Patrick, freshman Cory Cremonese from Boiling Springs, SC, and red-shirt sophomore Tyler Asbill, a Lexington, SC product.

Goodno, a junior right handed-hitting catcher

who transferred from Indian River State College, along with Menken and Thomas are competing for the starting catcher duties. Goodno is coming off a strong year at the plate as he hit .400 with five HRs and 25 RBI in junior college. Thomas, a freshman who will also see action in the outfield and the DH spot, is expected to be a very productive hitter and impact player. Thomas played at Wando H.S. in Mt. Pleasant, SC.

Junior Clay Altman, another South Carolina product from Conway H.S., and Bryant, a left-sophomore out of Norwood, NC, will contend for



Sophomore southpaw Sam Kmiec will be counted on as a weekend starter for the Winthrop mound corps this season

handed hitting freshman from Trenton, FL, will battle for playing time at first base. Altman is coming off a solid sophomore season in which he hit .288 and tied for the team RBI lead with 21. Leighton Daniels, one of just four seniors on the squad, will be back as a fourth-year starter and will hold down second base. Last season Daniels hit .280 and ranked third in hits with 51.

Rock Hill product Chad Smith and Wallace, a

the job at third base. Smith started 39 games last year and hit .290 with 20 RBI to rank second on the team in both categories. Also battling for a infield position will be red-shirt sophomore Mark Lowrie from Akron, PA, and senior Luke Maldonado, Oak Creek, WI.

Heading into the spring, the battle for the starting shortstop position is expected to be between junior college transfer Brad Kaczka and sophomore Kyle Edwards. Kaczka hit .376 with 40 RBI and 11 stolen bases last year at Monroe Community College while Edwards had a very good freshman defensive year.

Weekend Rotation Is Set

Pitching wise, Riginos says the weekend rotation is set for the early season. Red-shirt sophomore southpaw Sam Kmiec, sophomore right-hander Joey Strain and red-shirt senior right-hander Jason Driver will handle the weekend starting roles. Left-handed junior Josh Strong, freshman right-hander Zach Cook, and freshman southpaw Matt Crohan will compete for the other starting spot. Right-hander Brock Goodling, a red-shirt sophomore who is coming off Tommy John surgery, is projected as the closer.

"Kmiec is a guy who throws strikes. He only walked eight guys during the spring and summer and his velocity also jumped up to the 86-88 miles per hour range," said Riginos. Kmiec started 12 games as a freshman and compiled a 3-7 record and a 3.56 earned run average with 57 strikeouts and just five walks in 78.1 innings.

Strain was 3-5 as a pure freshman with a 3.84 ERA. "Joey will be a solid starter for us," according to the Winthrop coach. "He has also improved his velocity from last year and is throwing between 89 and 93. If he continues to improve, he could be a good draft pick in 2015."

Driver has bounced back after recovering from a shoulder injury. He first came to Winthrop as a shortstop and reliever. "Jason worked really hard to rehab his shoulder and is now 100 percent," said Riginos.

"Josh (Strong) had a great spring and summer, he is a solid left-hander who knows how to pitch," according to Riginos. "Strong was strictly a reliever as he made 19 appearances out of the bullpen last year, compiling a sparkling 1.86 ERA." He was 2-1 and whiffed 20 batters while allowing only 22 hits in



Chad Smith will help anchor infield

29 innings.

Riginos says Cook has a very good fastball. "Zach stays in the 89-91 range, but can throw up to 93 miles per hour," said Riginos. According to the Winthrop coach, "Crohan has a big-time left handed arm and threw up to 92 in the fall."

As far as the bullpen goes, eight guys are competing for game action. The pen includes a trio right-handed junior college transfers in Carl Buddin, Travis Shelley, and Austin Lawrence, Buddin, a product of Murrells Inlet, SC, played at Brunswick Community Colleg. Shelley, from Pawleys Island, SC, pitched at Lancaster Community College, and Lawrence, of Greer, SC, played at Spartanburg Methodist. The returning relievers include sophomores Zach Sightler, from Lexington, SC, and Michael Gilroy, from Columbia, SC;

Three other members of the pitching staff, who are coming off arm injuries, return for the Eagles. They include Kaden Hepler, a red-shirt freshman from York, PA, freshman Justin Pace, Gastonia, NC, and red-shirt junior Michael Green, Wake Forest, NC.



Head Coach Tom Riginos

spent his final three seasons with the Tigers as the associate head coach/recruiting coordinator, and was an assistant head coach from 2003-07.

During his time as the recruiting coordinator at Clemson, Riginos brought in consecutive top 20 recruiting classes. The 2009 class was ranked ninth by Collegiate Baseball, while the 2010 recruiting class ranked 29th nationally by Baseball America.

"I just knew it was going to be the right fit," said Riginos at his introductory press conference. "Rock Hill is a good area to bring up a family. With my family and my wife's family and relatives being in Florida, staying in the Southeast was important to me. It's about family, relationships and contacts, and this is the right fit. The overall program here at Winthrop, the facilities and the size of the school reminded me so much of where I got my start as a player and a coach at Stetson University. Those are my roots and Winthrop is so similar in so many ways."

After bringing in a talented recruiting class that was ranked among the top 60 nationally by Collegiate Baseball Newspaper, Riginos believes Winthrop's program has turned the corner and is back to where it challenges for conference titles and NCAA post-season appearances. His first three Winthrop teams have compiled a 65-98 record.

Before heading to Clemson, Riginos spent nine seasons (1994-02) with head coach Pete Dunn as an assistant coach at his alma mater, Stetson University. He recruited eight classes for the Hatters program that garnered national recognition. Riginos also recruited six All-Americans and 10 Freshman All-Americans during his time at Stetson.

He coached four of the five top hitting teams in Hatter program history, which included the 2001 squad that ranked 24th nationally in batting average, 12th in slugging percentage and 19th in homers per game.

He began his collegiate coaching career as the top assistant and graduate assistant coach for two seasons at Eastern Kentucky under head coach

Jim Ward. Riginos was in charge of the hitters and outfielders for the Colonels, and helped coach the team to a second-place league finish during the 1992 season.

As a player, Riginos was a four-year letter winner for the Hatters from 1987-90. He played under Dunn and helped Stetson to three NCAA Regionals and three conference titles.

He earned his bachelor's degree in Sports Administration from Stetson in 1990, and later earned a master's degree in Physical Education/Sports Administration from Eastern Kentucky in 1993.

A native of Clearwater, FL, Riginos is married to the former Shaileen Kelley. The couple has twin girls, Alexandra and Grace, and a son, Chatham. Tom also has another son, Ben.

Tom Riginos is entering his fourth season as head coach of the Winthrop baseball team. Riginos was officially introduced as the new baseball coach at Winthrop University on August 4, 2010, becoming just the third head coach in the program's history.

In his first season with the program, two Winthrop players were drafted in the 2011 Major League Baseball First Year Player Draft (Tyler Mizenko, Eddie Rohan), while one signed a free agent contract (Robert Lake). Mizenko was drafted in the 28th round by the San Francisco Giants and Rohan in the 50th round by the New York Mets, with Lake signing with the Mets as well.

Riginos earned his first career victory as a head coach in the Eagles' 14-9 season-opening victory over the San Diego State Aztecs, who were coached by Major League Baseball Hall of Famer Tony Gwynn.

Prior to joining the Eagles, Riginos (pronounced ruh-JEEN-us) spent eight seasons on the Clemson baseball staff under head coach Jack Leggett. He



The Assistant Coaches



Clint
CHRYSLER
pitching coach

Clint Chrysler begins his fourth season as Pitching Coach for the Winthrop baseball team.

Chrysler came to the Eagles after spending two seasons as an assistant coach at Stetson University, where he played in college.

A native of Clear Lake, TX, Chrysler was a member of the first recruiting class that Coach Riginos brought in at Stetson University in 1994. He played three seasons as a two-way player for the Hatters and accumulated a 14-10 record on the mound with a 3.80 ERA. As a hitter, Chrysler had a career average of .309, including a career-high .344 average as a junior. He helped lead Stetson to two NCAA Tournament appearances in three seasons and currently holds the single-game pitching record by throwing 11 innings against Florida International on May 15, 1997.

Chrysler was named the 1996 Cape Cod League Reliever of the Year playing for the Wareham Gatemen. He also set the Cape Cod League save record that season and still holds the Gatemen team save record. Chrysler was named to the Mid-Season All-Star Team during the season as well.

Chrysler left the Hatter baseball program after his junior season when he was selected by the Seattle Mariners in the 17th round of the 1997 Major League Draft. He spent nine years playing professional baseball with the Mariners (1997-99) and the Pittsburgh Pirates (2000-04), and reached as high as the AAA level playing for the Pirates (Nashville Sound). During his professional career, Chrysler was named to two minor league All-Star teams.

He recently spent this past summer as the head coach of the Winter Park Diamond Dawgs of the Florida Collegiate Summer League. The Diamond Dawgs won a league-record 31 games and the 2010 Florida League Championship, which was played at the Tampa Bay Rays' Tropicana Field. Chrysler was also recognized as Manager of the Year.

He graduated from Boca Ciega High School in Gulfport, FL in 1994. As a player at Boca Ciega, Chrysler earned First Team All-Suncoast and All-State honors. He was drafted in the 47th round of the 1994 Major League Draft by the New York Yankees, but instead chose to attend Stetson.

Chrysler earned his bachelor's degree in Supervision and Management from Daytona State College in December of 2009.



Ben
HALL
hitting coach

Ben Hall is entering his third season with the Winthrop baseball team as an Assistant Coach.

Hall came to the Eagles in 2012 after spending the previous four seasons as an Assistant Coach/Recruiting Coordinator at Wingate University.

In 2011, the Bulldogs posted a 34-22 overall record and won the South Atlantic Conference Tournament earning a bid to the Southeast Regional. Wingate had two hitters rank among the top players nationally in numerous offensive categories and earn

Prior to joining Wingate in 2008, Hall served as the Student Assistant Coach at Clemson University under head coach Jack Leggett in 2007. While with the Tigers baseball program, he worked primarily with the hitters and infielders. Clemson made it to the NCAA Super Regional that season after going 41-23 overall and had a .971 fielding percentage.

Hall played in college for one season each at Stetson University and Daytona Beach Community College before transferring to Clemson for his final two years of eligibility. With the Hatters, he hit .321 in 48 games and was named to the Atlantic Sun Conference All-Freshman Team. Hall would follow that performance by being named Second Team All-Conference at DBCC after hitting .323 with five home runs.

In his two seasons at Clemson he displayed success in the classroom earning ACC Academic Honor Roll recognition twice and was a member of two NCAA Tournament teams, including one NCAA College World Series squad in 2006. In 2005, Hall hit .319 with five doubles, one triple and one home run. The Tigers captured the ACC regular season and tournament titles in 2006, and Hall played a pivotal role during the ACC Tournament with his game-winning RBI single to beat then-No. 7 Georgia Tech.

Hall received his undergraduate degree in Sport Management from Clemson in 2007, and his Master's of Business Administration (MBA) from Wingate in 2009.



Pete
JENKINS
*volunteer
assistant coach*

Pete Jenkins, a former catcher in the Milwaukee Brewers organization and a college standout at Nebraska, is beginning his first season as a volunteer assistant with the Winthrop baseball program.

He will be in charge of the catchers, assist with the hitters and coach first base.

Jenkins was drafted by the Brewers in 1996 and went on to play four professional seasons before moving into coaching. Before coming to Winthrop, he served as an assistant coach in 2012 and 2013 at Belmont Abbey College, and prior to that he was a volunteer assistant at Elon and Ohio State.

During three seasons at Ohio State (2008-2010), he helped lead the Buckeyes to 90 victories and a NCAA Regional appearance. Prior to his stint at Ohio State, Jenkins spent two seasons on the Florida State staff. During his time with the Seminoles, FSU advanced to NCAA Regional play twice. He also had stays at UNC Asheville and Cal State-San Bernardino.

In his lone season at Nebraska, Jenkins hit .320. He began his collegiate career at Riverside Community College in California where he played two years for the traditional junior college powerhouse program.

Jenkins and his wife, Tiffany, have two daughters, Avery Grace and Madison Ann



We Are Eagles... Come Fly With Us





1 Jace Whitley

OF 6-3 175 Jr. Bats: L Throws: R
Locust, NC (West Stanly H.S.)




Career Stats

Year	avg	gp-gs	ab	r	h	2b	3b	hr	rbi	tb	slg%	bb	hbp	so	gdp	ob%	sf	sh	sb-att	po	a	e	fld%
2012	.182	32-7	44	4	8	0	0	0	1	8	.182	5	2	13	1	.294	0	2	0-0	6	3	3	.750
2013	.243	50-42	152	25	37	3	1	1	12	45	.296	18	4	41	0	.339	0	6	0-0	74	4	4	.951
TOTAL	.230	82-49	196	29	45	3	1	1	13	53	.270	23	6	54	1	.329	0	8	0-0	80	7	7	.926

Notes On Whitley..

- ♦ Will be red-shirted in 2014
- ♦ After seeing limited action as a freshman, Whitley played in 50 games as a sophomore and earned 42 starts
- ♦ Hit safely in 27 games as a sophomore and eight times as a freshman
- ♦ Produced seven multi-hit games in 2013 and had a season-best five-game hitting streak
- ♦ Had single game highs of three hits in three games
- ♦ Ranked third on the team in 2013 in runs scored with 25
- ♦ Ranked second on the team in sacrifice bunts with six in 2013

Riginos on Whitley: "Jace will be red-shirting this spring, I expected him to take advantage of his red-shirt year to get bigger and stronger and I expect big thing out of Jace in 2015."



2 Leighton Daniels

INF 5-10 175 Sr. Bats: R Throws: R
Charlotte, NC (West Mecklenburg H.S.)


Career Stats

Year	avg	gp-gs	ab	r	h	2b	3b	hr	rbi	tb	slg%	bb	hbp	so	gdp	ob%	sf	sh	sb-att	po	a	e	fld%
2011	.212	26-9	33	1	7	0	0	0	0	7	.212	3	1	5	1	.297	0	1	1-1	13	25	3	.927
2012	.205	46-43	132	12	27	3	0	0	14	30	.227	7	3	40	1	.261	0	9	2-2	48	97	7	.954
2013	.280	47-44	182	26	51	6	0	0	13	57	.313	14	2	39	5	.337	1	3	2-5	51	122	10	.945
TOTAL	.245	119-96	347	39	85	9	0	0	27	94	.271	24	6	84	7	.304	1	13	5-8	112	244	20	.947

Notes On Daniels

- ♦ Is one of the most experienced players on the team having played in 119 games with 96 career starts
- ♦ Hit .280 in 2013 to rank fifth on the team
- ♦ Has had 23 multi-hit games during his career, including a team-best 16 games in 2013
- ♦ Has recorded a career-best four hits in two games (once in 2012 and once in 2013)
- ♦ Ranked third on the team in hits (51) and second in runs scored (26) in 2013
- ♦ Had a career-best 11 game hitting streak in 2013

Riginos on Daniels: Leighton is a two-year captain and a three-year starter, He will bring great leadership and experience to our baseball team."

**3**

Stephen Wallace

INF 6-2 195 So. Bats: R Throws: R
Norwood, NC (South Stanly H.S.)

Career Stats

Year	avg	gp-gs	ab	r	h	2b	3b	hr	rbi	tb	slg%	bb	hbp	so	gdp	ob%	sf	sh	sb-att	po	a	e	fld%
2013	.185	34-22	81	11	15	3	0	3	9	27	.333	7	1	37	1	.253	2	1	1-1	28	13	3	.932
TOTAL	.185	34-22	81	11	15	3	0	3	9	27	.333	7	1	37	1	.253	2	1	1-1	28	13	3	.932

Notes On Wallace

- ♦ Got some valuable experience as a freshman as he played in 34 games with 22 starts as a DH and third baseman
- ♦ Collected three multi-hit games
- ♦ Had a season-best three-game hitting streak
- ♦ Had four games with two RBI
- ♦ Tied Clay Altman and Kyle Edwards for second on the team in doubles with six

Riginos on Whitley: "Stephen had a great fall and made tremendous strides from last year, He is a young man that believed in the process. I expect him to have a great year for us."

**6**

Kyle Edwards

INF/P 5-10 170 SO. Bats: R Throws: R
Westminster, SC (Seneca H.S.)

Career Stats

Year	avg	gp-gs	ab	r	h	2b	3b	hr	rbi	tb	slg%	bb	hbp	so	gdp	ob%	sf	sh	sb-att	po	a	e	fld%
2013	.199	52-51	171	14	34	6	1	0	9	42	.246	14	2	38	0	.265	2	4	1-2	80	161	21	.920
TOTAL	.199	52-51	171	14	34	6	1	0	9	42	.246	14	2	38	0	.265	2	4	1-2	80	161	21	.920

Notes On Edwards

- ♦ Was the team's regular shortstop as a freshman as he started in 51 of 54 games
- ♦ Had nine multi-hit games
- ♦ Hit safely in 24 games and reach base in 32 games
- ♦ Had a season-best three-game hitting streak twice
- ♦ Tied Clay Altman and Leighton Daniels for second on the team in doubles with six

Riginos on Edwards: "Kyle is our returning starting shortstop, he has made great strides from the offensive side this fall. Kyle will also contribute on the mound this spring. He was a pleasant surprise when he did pitch; he pounded the zone with strikes all fall.."



7 Clay Altman

1B/C 5-11 220 Jr. Bats: R Throws: R
Conway, SC (Conway H.S.)



Career Stats

Year	avg	gp-gs	ab	r	h	2b	3b	hr	rbi	tb	slg%	bb	hbp	so	gdp	ob%	sf	sh	sb-att	po	a	e	fld%
2012	.138	17-10	29	0	4	0	0	0	0	4	.138	0	0	9	0	.138	0	0	0-0	29	7	0	1.000
2013	.288	50-48	184	17	53	6	1	1	21	64	.348	7	6	32	8	.332	2	4	0-1	259	17	2	.993
TOTAL	.268	67-58	213	17	57	6	1	1	21	68	.319	7	6	41	8	.307	2	4	0-1	288	24	2	.994

Notes On Altman

- ♦ Had a solid sophomore season as he ranked among the team leaders in several statistical categories
- ♦ Ranked second on the team in batting average (.288), at bats (184) and hits (53)
- ♦ Tied for second with Leighton Daniels and Kyle Edwards for doubles (6)
- ♦ Tied Matt Lobacz for most RBI with 21
- ♦ Tied for second on the team with 15 multi-hit games
- ♦ Had a two career-best four-hit games in 2013 and two career-best five-game hitting streaks

Riginos on Altman: "Clay has made the transition to first base very well. I expect him to have an outstanding spring."



11 Zach Sightler

P 6-2 200 So. Bats: R Throws: R
Lexington, SC (Brookland-Cayce H.S.)

Career Stats

Year	era	w-l	app	gs	cg	sho	sv	ip	h	r	er	bb	so	2b	3b	hr	bf	bavg	wp	hbp	bk	sfa	sha
2013	9.72	0-0	7	1	0	0/0	0	8.1	10	9	9	7	6	3	1	2	45	.294	1	4	0	0	0
TOTAL	9.72	0-0	7	1	0	0/0	0	8.1	10	9	9	7	6	3	1	2	45	.294	1	4	0	0	0

Notes On Sightler

- ♦ Appeared in six games in short relief and made one start without any decisions
- ♦ Longest appearance was two innings which he did twice
- ♦ Did not allow a run in four of his seven appearances
- ♦ Made his first career start at Charlotte on April 9 and went two innings in a game Winthrop went on to win 6-5
- ♦ Opponents hit .294 against him in 8.1 innings of work

Riginos on Sightler: "Zach has made great progress both on the field and in the weight room. I look for big things out of Zach."



13 Chad Smith

INF 6-1 200 Jr.-R Bats: R Throws: R
Rock Hill, SC (Northwestern H.S.)



Career Stats

Year	avg	gp-gs	ab	r	h	2b	3b	hr	rbi	tb	slg%	bb	hbp	so	gdp	ob%	sf	sh	sb-att	po	a	e	fld%
2012	.196	33-18	56	6	11	2	0	0	1	13	.232	7	0	9	0	.286	0	2	0-0	34	47	5	.942
2013	.290	46-39	145	14	42	3	0	1	20	48	.331	9	2	26	6	.333	3	4	3-3	35	76	6	.949
TOTAL	.264	79-57	201	20	53	5	0	1	21	61	.303	16	2	35	6	.320	3	6	3-3	69	123	11	.946

Notes On Smith

- ♦ Had a solid sophomore season as he ranked second on the team in hitting with a .290 average
- ♦ Was a 2013 Second Team All-Big South Conference selection
- ♦ Is one of two local Rock Hill products along with Michael Patrick who played at Northwestern High School
- ♦ Has compiled 12 multi-hit games in his two years, including 10 in 2013
- ♦ Had one four-hit game against Charleston Southern as he went 4 for 5 (5-3-13)
- ♦ Ranked second on the team in 2013 with 20 RBI
- ♦ Had three sacrifice flies in 2013 to lead the team

Riginos on Smith: "Chad was an All-Conference player last year, I look for him to build off that success into this season."



15 Mark Lowrie

INF 6-0 190 So.-R Bats: R Throws: R
Akron, PA (Ephrata H.S.)

Career Stats

Year	avg	gp-gs	ab	r	h	2b	3b	hr	rbi	tb	slg%	bb	hbp	so	gdp	ob%	sf	sh	sb-att	po	a	e	fld%
2013	.222	8-3	18	1	4	0	0	0	0	4	.222	1	0	2	2	.263	0	0	0-0	7	14	1	.955
TOTAL	.222	8-3	18	1	4	0	0	0	0	4	.222	1	0	2	2	.263	0	0	0-0	7	14	1	.955

Notes On Lowrie

- ♦ Saw limited action as a red-shirt freshman in 2013
- ♦ Developed into Winthrop's top perimeter defensive player
- ♦ Averaged 2.4 steals per game and had a season high 7 at Gardner-Webb on 1-12-13
- ♦ Was named Big South Freshman of the Week for games at PC and Charleston Southern
- ♦ Scored 12 points in 19 minutes off the bench in collegiate debut vs. Troy (11-11-12)

Riginos on Lowrie: "Mark has made great strides since he has been in the program, He really made a big jump at the end of last year and it continued during the fall. "



17 Michael Patrick

OF 6-1 180 So. Bats: R Throws: R
Rock Hill, SC (Northwestern H.S.)



Career Stats

Year	avg	gp-gs	ab	r	h	2b	3b	hr	rbi	tb	slg%	bb	hbp	so	gdp	ob%	sf	sh	sb-att	po	a	e	fld%
2013	.149	33-26	94	7	14	4	0	0	12	18	.191	8	0	22	0	.216	0	3	3-4	69	0	2	.972
TOTAL	.149	33-26	94	7	14	4	0	0	12	18	.191	8	0	22	0	.216	0	3	3-4	69	0	2	.972

Notes On Patrick

- ♦ Gained valuable experience as a true freshman
- ♦ Joined former Northwestern High School teammate Chad Smith last year as one of two local products
- ♦ Had the team's second best RBI per at bat ratio with 12 RBI in 94 total ABs
- ♦ Tied for second on the team in stolen bases with three
- ♦ Had a season-best six-game hitting streak
- ♦ Had one four-RBI game against Gardner-Webb (3-30-13)

Riginos on Patrick: "Michael is one of the hardest working players on the team. He brings energy and enthusiasm to the ball park every day. He is a very good defensive player."



19 TJ Olesczuk

OF 6-1 205 Jr.-R Bats: R Throws: R
Cortlandt Manor, NY (Hendrick Hudson H.S.)

Career Stats

Year	avg	gp-gs	ab	r	h	2b	3b	hr	rbi	tb	slg%	bb	hbp	so	gdp	ob%	sf	sh	sb-att	po	a	e	fld%
2011	.307	57-49	192	27	59	8	3	1	23	76	.396	10	3	44	5	.346	3	5	8-12	154	7	1	.994
2012	.279	52-52	201	20	56	7	2	3	18	76	.378	8	3	46	5	.315	1	5	5-6	93	4	1	.990
2013	.333	12-12	45	2	15	3	0	0	8	18	.400	2	1	5	0	.367	1	0	1-2	27	2	0	1.000
TOTAL	.297	121-113	438	49	130	18	5	4	49	170	.388	20	7	95	10	.334	5	10	14-20	274	13	2	.993

Notes On Olesczuk

- ♦ Was off to a strong start in 2013 before an injury sidelined him for the season after just 12 games
- ♦ Was granted a medical red-shirt year
- ♦ Is the most experienced player on the team in terms of games played (121) and started (113)
- ♦ Has recorded 34 multi-hit games, including five straight games in 2012
- ♦ Has had two eight-game hitting streaks
- ♦ Has had six career four-hit games
- ♦ Led team in hitting as a sophomore (.279) and was leading last season (.333) before injury ended his year

Riginos on Olesczuk: "TJ is coming off a medical red-shirt year. He is back 100 percent healthy and had an outstanding fall. If TJ can stay healthy, there is no doubt in my mind he is going to have a monster year for us."



21 Luke Maldonado

INF 5-11 180 Sr. Bats: R Throws: R
Oak Creek, WI (Madison Area Tech)



Career Stats

Year	avg	gp-gs	ab	r	h	2b	3b	hr	rbi	tb	slg%	bb	hbp	so	gdp	ob%	sf	sh	sb-att	po	a	e	fld%
2013	.269	27-14	52	6	14	1	0	0	5	15	.288	2	2	9	1	.321	0	3	0-1	23	21	1	.978
TOTAL	.269	27-14	52	6	14	1	0	0	5	15	.288	2	2	9	1	.321	0	3	0-1	23	21	1	.978

Notes On Maldonado

- ◆ Played in 27 games with 14 starts as a junior after transferring from Madison Area Tech
- ◆ Had two multi-hit games
- ◆ Best performance came with a 3 for 5 game with two runs scored against Davidson (3-26-13)

Riginos on Maldonado: "Luke won our Eagle Challenge competition this past fall. I believe that will springboard him into having a great season for us."



22 Sam Kmiec

P 6-0 215 So.-R Bats: L Throws: L
Middleton, DE (Wake Forest)

Career Stats

Year	era	w-l	app	qs	cq	sho	sv	ip	h	r	er	bb	so	2b	3b	hr	bf	bavg	wp	hbp	bk	sfa	sha
2013	3.56	3-7	21	12	0	0/0	1	78.1	79	40	31	5	57	15	1	1	320	.265	5	6	0	5	6
TOTAL	3.56	3-7	21	12	0	0/0	1	78.1	79	40	31	5	57	15	1	1	320	.265	5	6	0	5	6

Notes On Kmiec

- ◆ Tied for second on the 2013 staff with 21 appearances and 12 starts as a red-shirt freshman transfer
- ◆ Showed great control by issuing only five walks in 78.1 innings of work
- ◆ Compiled the second lowest earned run average among the weekend starters at 3.56
- ◆ Opponents hit just .265 against him and collected just 17 extra base hits, including only one home run
- ◆ First Winthrop win came against Gardner-Webb (3-30-13) as he went 8.0 innings, struck out five and gave up one earned run in a 4-2 Eagle victory

Riginos on Kmiec: "Sam returns as one of our two weekend starters. Going into the spring he is projected to again be a weekend starter. I look for Sam to be a leader of the pitching staff."



23 Cody Dolan

OF 6-3 205 Sr. Bats: R Throws: R
Mill Hall, PA (USC Sumter)




Career Stats

Year	avg	gp-gs	ab	r	h	2b	3b	hr	rbi	tb	slg%	bb	hbp	so	gdp	ob%	sf	sh	sb-att	po	a	e	fld%
2013	.300	52-50	190	30	57	13	0	3	19	79	.416	19	6	12	4	.378	2	2	4-6	68	2	0	1.000
TOTAL	.300	52-50	190	30	57	13	0	3	19	79	.416	19	6	12	4	.378	2	2	4-6	68	2	0	1.000

Notes On Dolan

- ◆ Underwent bicep and labrum arm surgery in early February and will red-shirt this season
- ◆ Had a solid junior season after transferring from junior college
- ◆ Led Eagles in hitting in 2013 with a .300 average, at bats with 190, hits, 57, runs scored, 30, doubles, 13 and home runs, three
- ◆ Ranked third on the team in RBI with 19, and had a single-game high of three RBI vs. Charlotte (4-17-13)
- ◆ Had 14 multi-hit games to rank second on the team
- ◆ Had a team-best nine-game hitting streak, and also had two eight-game hitting streaks
- ◆ Played in 52 out of 54 games and started 52 times

Riginos on Dolan: "Cody is our leading hitter from last year. We were looking for him to be a leader on and off the field but arm surgery will force him to red-shirt this season. I look for him to make a full recovery and be back next year for a strong senior year."



24 Reid Langdale

P 6-3 220 Sr. Bats: R Throws: R
Mt. Pleasant, SC (Wando H.S.)

Career Stats

Year	avg	gp-gs	ab	r	h	2b	3b	hr	rbi	tb	slg%	bb	hbp	so	gdp	ob%	sf	sh	sb-att	po	a	e	fld%
2011	.125	13-1	8	2	1	0	0	0	0	1	.125	0	2	2	1	.300	0	0	0-0	17	2	0	1.000
2012	.067	18-4	15	0	1	0	0	0	1	1	.067	3	0	5	0	.222	0	1	0-0	46	8	3	.947
2013	.105	20-7	19	1	2	0	0	0	1	2	.105	5	2	6	0	.346	0	0	0-0	77	4	0	1.000
TOTAL	.095	51-12	42	3	4	0	0	0	2	4	.095	8	4	13	1	.296	0	1	0-0	140	14	3	.981

Notes On Langdale

- ◆ After three seasons as a spot starter behind the plate, will be moved to the bullpen this year to handle relief duties
- ◆ Saw action in a career-high 20 games in 2013 and started seven times

Riginos on Langdale: "Reid is a total team player. He battled injuries this fall, but he looks to help the team any way he can this spring."



28 Jason Driver

P 6-2 200 Sr.-R Bats: L Throws: R
Sykesville, MD (Potomac State College)



Career Stats

Year	era	w-l	app	qs	cg	sho	sv	ip	h	r	er	bb	so	2b	3b	hr	bf	bavg	wp	hbp	bk	sfa	sha
2013	12.27	0-2	3	1	0	0/0	0	7.1	13	11	10	5	14	0	1	0	42	.371	0	2	0	0	0
TOTAL	12.27	0-2	3	1	0	0/0	0	7.1	13	11	10	5	14	0	1	0	42	.371	0	2	0	0	0

Notes On Driver

- ♦ Was a dual role player in his first season at Winthrop after transferring from Potomac State College
- ♦ Has earned one of the three weekend spots in the starting rotation heading into the spring after recovering from shoulder surgery
- ♦ Played in nine games at shortstop and started nine times
- ♦ Also had 7.1 innings of work on the mound in four appearances, including a start against Delaware State (2-24-13)
- ♦ Hit .158 in 19 plate appearances and compiled a 0-2 pitching record

Riginos on Driver: "Jason is coming off shoulder surgery. All indications are he will be 100 percent healthy by the time the season starts. We have been very encouraged with his rehab."



35 Josh Strong

P 6-0 164 Jr. Bats: L Throws: L
Orlando, FL (Dr. Phillips H.S.)

Career Stats

Year	era	w-l	app	qs	cg	sho	sv	ip	h	r	er	bb	so	2b	3b	hr	bf	bavg	wp	hbp	bk	sfa	sha
2012	10.07	0-2	11	2	0	0/0	0	19.2	32	24	22	12	12	7	2	1	101	.364	2	1	1	0	0
2013	1.86	2-1	19	0	0	0/0	0	29.0	22	9	6	9	20	1	0	2	117	.218	0	2	1	1	4
TOTAL	5.18	2-3	30	2	0	0/0	0	48.2	54	33	28	21	32	8	2	3	218	.286	2	3	2	1	4

Notes On Strong

- ♦ After 30 career appearances, including 28 out of the bullpen, will be a candidate for one of the weekend starter spots
- ♦ Compiled a sparkling 1.89 ERA and a 2-1 record last season in 19 relief appearances
- ♦ Pitched 29 innings and allowed only six earned runs and 22 hits
- ♦ Whiffed 20 batters and showed good control by issuing only nine walks
- ♦ Best career outing came against Davidson (4-16-13) when he earned a win in a 5-3 Eagle victory while striking out five in four innings of relief work

Riginos on Strong: "Josh's development has been outstanding. He is coming off an outstanding year and his confidence level is very high right now. He will be battling for a weekend rotation spot."



36 Joey Strain

P 6-1 175 So. Bats: R Throws: R
Prince Frederick, MD (Huntingtown H.S.)



Career Stats

Year	era	w-l	app	gs	cg	sho	sv	ip	h	r	er	bb	so	2b	3b	hr	bf	bavg	wp	hbp	bk	sfa	sha
2013	3.84	3-5	21	11	0	0/0	0	65.2	71	38	28	21	48	10	2	1	290	.275	5	3	1	2	6
TOTAL	3.84	3-5	21	11	0	0/0	0	65.2	71	38	28	21	48	10	2	1	290	.275	5	3	1	2	6

Notes On Strain

- ◆ Made a solid contribution on the mound as a pure freshman
- ◆ Tied for second in total appearances with 21 and was third in starts with 11
- ◆ Compiled a 3-5 overall record, but was 3-3 as a starter
- ◆ Ranked fourth on the staff in innings pitched with 65.2 and had a good 3.84 earned run average
- ◆ Longest outing of the season came in his last start against VMI (5-12-13) as he pitched six innings with a season-high eight strikeouts, but did not get a decision
- ◆ Made first collegiate appearance against Maryland-ES (2-17-13) and first collegiate start came against The Citadel (2-20-13)
- ◆ Earned first collegiate win in a 5 inning start at East Tennessee (3-12-13) as he allowed one run and struck out eight

Riginos on Strain: "Along with Sam Kmiec, Joey is one of our two returning weekend starters. His arm is one of the best, if not the best, on the team. His development as a pitcher has been outstanding. Joey is a player who takes care of business all of the time."



37 Kaden Hepler

P 6-2 195 Fr.-R Bats: R Throws: R
York, PA (York Area H.S.)


Career Stats

Year	era	w-l	app	gs	cg	sho	sv	ip	h	r	er	bb	so	2b	3b	hr	bf	bavg	wp	hbp	bk	sfa	sha
2013	0.00	0-0	1	0	0	0/0	0	0.2	0	0	0	0	1	0	0	0	2	.000	0	0	0	0	0
TOTAL	0.00	0-0	1	0	0	0/0	0	0.2	0	0	0	0	1	0	0	0	2	.000	0	0	0	0	0

Notes On Hepler

- ◆ Suffered a arm injury that required Tommy John surgery and resulted in a red-shirt season in 2013
- ◆ Made just one relief appearance amounting to two-third of an inning before being shut down for the season because of the injury

Riginos on Strain: "Kaden is coming off Tommy John surgery, his effort in rehab has been outstanding. I look for Kaden to be back to full strength this spring and I look for him to be a big part of this pitching staff."



40 Tyler Asbill

OF 5-8 155 So.-R Bats: L Throws: R
Lexington, SC (Ben Lippen School)




Career Stats

Year	avg	gp-gs	ab	r	h	2b	3b	hr	rbi	tb	slg%	bb	hbp	so	gdp	ob%	sf	sh	sb-att	po	a	e	fld%
2013	.100	15-3	20	3	2	0	0	0	0	2	.100	0	1	5	0	.143	0	0	0-0	0	0	0	.000
TOTAL	.100	15-3	20	3	2	0	0	0	0	2	.100	0	1	5	0	.143	0	0	0-0	0	0	0	.000

Notes On Asbill

- ♦ After seeing spot duty as a freshman infielder, has been moved to the outfield
- ♦ Made just 20 plate appearances in 2013 with two hits

Riginos on Asbill: "Tyler is a grinder. He is one of those players that never takes a pitch or practice off. He only knows to go 100 percent. We moved him to the outfield full time and he has excelled in out there."



41 Ryan Owens

P 6-3 200 So. Bats: R Throws: R
West Boca Raton, FL (West Boca H.S.)

Career Stats

Year	era	w-l	app	gs	cg	sho	sv	ip	h	r	er	bb	so	2b	3b	hr	bf	bavg	wp	hbp	bk	sfa	sha
2013	6.00	0-0	4	0	0	0/0	0	3.0	0	2	2	4	2	0	0	0	17	.000	0	4	0	0	1
TOTAL	6.00	0-0	4	0	0	0/0	0	3.0	0	2	2	4	2	0	0	0	17	.000	0	4	0	0	1

Notes On Owens

- ♦ Will receive a medical red-shirt in 2014 following arm surgery
- ♦ Appeared in four games out of the bullpen as a freshman with three innings of work
- ♦ Made first collegiate appearance at UCF (3-2-13) with one strike out and one walk in one inning of work

Riginos on Owens: "Ryan will receive a medical redshirt in 2014."



44 Michael Gilroy

P 5-10 175 So.-R Bats: L Throws: L

Columbia, SC (Brookland-Cayce H.S.)




Career Stats

Year	era	w-l	app	gs	cg	sho	sv	ip	h	r	er	bb	so	2b	3b	hr	bf	bavg	wp	hbp	bk	sfa	sha
2012	6.20	1-2	17	2	0	0/0	0	24.2	26	20	17	13	13	4	1	2	117	.280	0	4	0	5	2
TOTAL	6.20	1-2	17	2	0	0/0	0	24.2	26	20	17	13	13	4	1	2	117	.280	0	4	0	5	2

Notes On Gilroy

- ◆ Received a medical red-shirt in 2013
- ◆ As a freshman in 2012, appeared in 17 games with two starts
- ◆ Compiled a 1-2 record with a 6.20 earned run average in 24.2 innings of work
- ◆ Made first collegiate appearance in a relief role against Georgia Tech (2-17-12)
- ◆ First collegiate win came in his first collegiate start against Valparaiso (3-12-12)

Riginos on Gilroy: "The key for Michael is to stay healthy. At the end of the fall, he was pitching his best, I hope that will continue into the spring. He has a great chance to help this pitching staff."

WINTHROP

BASEBALL TM



4 Corey Cremonese

OF 6-2 210 Fr. Bats: R Throws: R
Boiling Springs, SC (Boiling Springs H.S.)

Notes On Cremonese

- ♦ Was the fourth-ranked first baseman in South Carolina by Diamond Prospects
- ♦ Was a two-time 4A All-Region selection

Riginos on Cremonese: "Cory has a bright future in our program, I feel he has chance to really swing the bat for us. He battled injuries in the fall."



14 Brad Kaczka

INF 6-1 190 Jr. Bats: R Throws: R
Pittsford, NY (Monroe Community College)

Notes On Kaczka

- ♦ Hit .370 with 4 HRs, 40 RBI and 15 stolen bases
- ♦ Was All-Region First Team and Academic All-American

Riginos on Kaczka: "Brad has a chance to be a dynamic player for us. He really makes things happen when he is on the field. Brad is a great addition to the program both on the field and in the class room."



5 Travis Shelley

P 6-2 200 Jr. Bats: R Throws: R
Pawleys Island, SC (USC-Lancaster)

Notes On Shelley

- ♦ Compiled a 3.60 ERA in 20 innings of relief work at USC-L
- ♦ Had a 0.93 ERA in 9.2 innings with 12 Ks in the Beach Collegiate League

Riginos on Shelley: "Travis made great strides in the fall. Once he got comfortable in our system, he pitched really well. Travis will make an impact in the back end of our bull pen."



18 Carl Buddin

P 6-2 220 Jr. Bats: R Throws: R
Murrells Inlet, SC (Brunswick Community College)

Notes On Buddin

- ♦ Compiled a 2.63 ERA and helped lead Brunswick CC to the JUCO Division 2 World Series

Riginos on Buddin: "Carl is a JUCO pitcher that we brought in to help the back end of the bull pen. He throws from a sub marine slot and has a lot of deception. I think Carl will become a very valuable part of our pen this season."



8 Babe Thomas

OF/C 6-0 195 Fr. Bats: R Throws: R
Mt. Pleasant, SC (Wando H.S.)

Notes On Thomas

- ♦ Was named to the All-State and 4A All-Region teams
- ♦ Lettered in baseball for three years and football for four

Riginos on Thomas: "Babe is one of many first year players that made a great impression on the coaching staff. He will make an impact on the program this year. I look for Babe to Catch, play the outfield and DH."



25 Clif Bryant

1B 5-11 240 Fr. Bats: L Throws: L
Trenton, FL (Trenton H.S.)

Notes On Bryant

- ♦ Was named to the Gainesville Sun's All-Area First Team
- ♦ Was tabbed an Under Armour Preseason H.S. All-American

Riginos on Bryant: "Clif is another one of the first year players that made a great impression on the coaching staff last fall. He is a big strong left-handed hitter who has a chance to drive the ball out of the ballpark."



9 John Menken

OF/C 6-2 200 Jr. Bats: R Throws: R
Bartlett, IL (Elgin Community College)

Notes On Menken

- ♦ Hit .400 with 7 HRs and 50 RBI last season
- ♦ Was named a 2013 All-Region and All-Conference first team selection

Riginos on Menken: "John had an outstanding fall. He is another first year player that made a great impression on the coaching staff. John will hit in the middle of our order and play the outfield. I look for John to have a great year."



27 Zac Goodno

C 6-0 195 Jr. Bats: R Throws: R
Moultrie, GA (Indian River State College)

Notes On Goodno

- ♦ Was rated one of the nation's top JUCO catchers
- ♦ Earned All-Conference honors in 2013 at Indian River

Riginos on Goodno: "Zac has all the skills to play at the next level. He has the ability to shut the opponents running game down. He is going to make an instant impact in our program this spring."



29 Austin Lawrence

P 5-10 175 Jr.-R Bats: R Throws: R
Greer, SC (Spartanburg Methodist College)

Notes On Lawrence

- ◆ Received a medical red-shirt in 2013

Riginos on Lawrence: "Austin is another pitcher that had to battle injury last fall. It looks like he will be 100 percent healthy and ready for the season."



33 Michael Green

P 5-11 185 Jr.-R Bats: R Throws: R
Wake Forest, NC (Brunswick Community College)

Notes On Green

- ◆ Received a medical red-shirt in 2013

Riginos on Green: "Michael has really battled injuries the last two years. He is working extremely hard in his rehab to get healthy. When Michael is healthy, he has one of the better arm on the team and the stuff to be a Friday night guy."



31 Brock Goodling

P 6-1 195 So.-R Bats: R Throws: R
Mount Union, PA (Clemson University)

Notes On Goodling

- ◆ Sat out 2013 as a red-shirt transfer from Clemson

Riginos on Goodling: "Brock had to sit our last year after transferring from Clemson. He had an outstanding fall, I look for Brock to make a major impact on our pitching staff."



38 Justin Pace

P 6-1 190 Fr. Bats: R Throws: R
Gastonia, NC (South Point H.S.)

Notes On Pace

- ◆ Played for the 2011 North Carolina State Championship team
- ◆ Was named a three-time All-Conference selection

Riginos on Pace: "Justin is coming off Tommy John surgery. I believe he will come back bigger and stronger than before the surgery, which is a testament to how hard he worked in rehab. We look for him to be 100 percent ready to pitch."



32 Matt Crohan

P 6-4 200 Fr. Bats: L Throws: L
Jamesport, NY (Riverhead H.S.)

Notes On Crohan

- ◆ Is one of the most decorated recruits signed by Winthrop
- ◆ Pitched in the East Coast Pro Showcase and Team USA U-17 National Development Program

Riginos on Crohan: "Matt comes to us as a highly recruited left-handed pitcher. He has a very bright future in our program. I look for Matt to pitch a lot for us as a freshman."



45 Zach Cook

P 6-1 195 Fr. Bats: R Throws: R
Milford, OH (Milford H.S.)

Notes On Cook

- ◆ Has been picked Big South Preseason Freshman of the Year by College Sports Madness
- ◆ Was tabbed a Top 20 Ohio player and Top 500 Nationally

Riginos on Cook: "Zach is another highly recruited pitcher who has a very bright future in our program. He is a very highly motivated player both on and off the field. Zach has a very good arm and he will be battling for major innings this spring."



2013 Final Season Statistics

Record: 21-33 Home: 12-19 Away: 9-13 Neutral: 0-1 Big South: 9-16

Player	avg	gp-gs	ab	r	h	2b	3b	hr	rbi	tb	slg%	bb	hp	so	gdp	ob%	sf	sh	sb-att	po	a	e	fld%
OLESCZUK, TJ	.333	12-12	45	2	15	3	0	0	8	18	.400	2	1	5	0	.367	1	0	1-2	27	2	0	1.000
DOLAN, C.	.300	52-50	190	30	57	13	0	3	19	79	.416	19	6	12	4	.378	2	2	4-6	68	2	0	1.000
SMITH, C.	.290	46-39	145	14	42	3	0	1	20	48	.331	9	2	26	6	.333	3	4	3-3	35	76	6	.949
ALTMAN, C.	.288	50-48	184	17	53	6	1	1	21	64	.348	7	6	32	8	.332	2	4	0-1	259	17	2	.993
DANIELS, L.	.280	47-44	182	26	51	6	0	0	13	57	.313	14	2	39	5	.337	1	3	2-5	51	122	10	.945
LOBACZ, M.	.270	35-33	126	15	34	5	0	4	21	51	.405	19	3	22	1	.378	0	0	2-3	229	16	2	.992
MALDONADO, L	.269	27-14	52	6	14	1	0	0	5	15	.288	2	2	9	1	.321	0	3	0-1	23	21	1	.978
WHITLEY, J.	.243	50-42	152	25	37	3	1	1	12	45	.296	18	4	41	0	.339	0	6	0-0	74	4	4	.951
LOWRIE, M.	.222	8-3	18	1	4	0	0	0	0	4	.222	1	0	2	2	.263	0	0	0-0	7	14	1	.955
BARBER, A.	.205	46-41	122	11	25	3	1	0	9	30	.246	6	3	33	3	.260	0	7	1-2	260	27	3	.990
BATEMAN, N.	.200	17-10	45	4	9	1	0	1	3	13	.289	1	0	13	0	.217	0	0	1-1	16	0	1	.941
EDWARDS, K.	.199	52-51	171	14	34	6	1	0	9	42	.246	14	2	38	0	.265	2	4	1-2	80	161	21	.920
WALLACE, S.	.185	34-22	81	11	15	3	0	3	9	27	.333	7	1	37	1	.253	2	1	1-1	28	13	3	.932
VOGEL, M.	.171	44-26	111	8	19	2	1	0	11	23	.207	5	3	12	0	.225	1	3	1-2	43	1	0	1.000
BRANDNER, T.	.167	12-3	12	0	2	0	0	0	0	2	.167	4	1	1	0	.412	0	0	0-0	40	1	0	1.000
DRIVER, J.	.158	8-6	19	0	3	0	0	0	2	3	.158	0	1	6	0	.200	0	1	1-2	8	9	3	.850
PATRICK, M.	.149	33-26	94	7	14	4	0	0	12	18	.191	8	0	22	0	.216	0	3	3-4	69	0	2	.972
LANGDALE, R.	.105	20-7	19	1	2	0	0	0	1	2	.105	5	2	6	0	.346	0	0	0-0	77	4	0	1.000
HARDEE, D.	.103	25-6	29	1	3	1	0	0	1	4	.138	1	1	7	1	.161	0	0	2-3	27	0	0	1.000
ASBILL, T.	.100	15-3	20	3	2	0	0	0	0	2	.100	0	1	5	0	.143	0	0	0-0	0	0	0	.000
Totals	.239	54	1817	196	435	60	5	14	176	547	.301	142	41	368	32	.307	14	41	23-38	1449	564	64	.969
Opponents	.270	54	1868	251	505	88	9	20	222	671	.359	146	41	387	31	.334	18	35	113-134	1454	599	62	.971

LOB - Team (405), Opp (410). DPs turned - Team (36), Opp (35). CI - Team (2), BARBER, A. 2. IBB - Team (6), DOLAN, C. 3, WHITLEY, J. 1, WALLACE, S. 1, EDWARDS, K. 1, Opp (7). Picked off - DANIELS, L. 4, WALLACE, S. 1, WHITLEY, J. 1, ALTMAN, C. 1.

(All games Sorted by Earned run avg)

Player	era	w-l	app	gs	cg	sho	sv	ip	h	r	er	bb	so	2b	3b	hr	b/avg	wp	hp	bk	sfa	sha
HEPLER, K.	0.00	0-0	1	0	0	0/0	0	0.2	0	0	0	0	1	0	0	0	.000	0	0	0	0	0
RUTH, E.	0.43	3-0	26	0	0	0/0	9	41.2	25	2	2	13	55	4	0	1	.174	5	1	0	2	2
STRONG, J.	1.86	2-1	19	0	0	0/0	0	29.0	22	9	6	9	20	1	0	2	.218	0	2	1	1	4
PIERPONT, M.	3.38	4-5	13	13	2	0/0	0	90.2	94	38	34	19	80	21	1	4	.267	9	8	0	2	6
KNOX, M.	3.52	1-1	19	2	0	0/0	0	38.1	48	22	15	14	22	9	0	2	.308	5	0	0	3	2
KMIEC, S.	3.56	3-7	21	12	0	0/0	1	78.1	79	40	31	5	57	15	1	1	.265	5	6	0	5	6
STRAIN, J.	3.84	3-5	21	11	0	0/0	0	65.2	71	38	28	21	48	10	2	1	.275	5	3	1	2	6
KLITSCH, T.	4.44	3-9	17	12	1	0/0	0	73.0	93	49	36	18	35	18	2	2	.310	8	8	0	1	4
KEELS, J.	5.24	1-2	17	0	0	0/0	0	22.1	24	15	13	14	23	5	0	1	.276	2	3	0	0	2
HOWELL, S.	5.47	1-1	19	2	0	0/0	0	24.2	26	16	15	17	24	2	1	4	.280	6	0	0	2	2
OWENS, R.	6.00	0-0	4	0	0	0/0	0	3.0	0	2	2	4	2	0	0	0	.000	0	4	0	0	1
SIGHTLER, Z.	9.72	0-0	7	1	0	0/0	0	8.1	10	9	9	7	6	3	1	2	.294	1	4	0	0	0
DRIVER, J.	12.27	0-2	3	1	0	0/0	0	7.1	13	11	10	5	14	0	1	0	.371	0	2	0	0	0
Totals	3.75	21-33	54	54	3	0/0	10	483.0	505	251	201	146	387	88	9	20	.270	46	41	2	18	35
Opponents	2.75	33-21	54	54	7	5/1	13	484.2	435	196	148	142	368	60	5	14	.239	36	41	2	14	41



Sam Kmiec



Joey Strain

2013 Final Season Results



TJ Olezczuk



Clay Altman



Leighton Daniels


Date	Opponent	Score	Inns	Overall	Big South	Pitcher of record	Attend	Time
* Feb 15, 2013	MD-EASTERN SHORE	w 2-1	(10)	1-0-0	1-0-0	KNOX, M. (W 1-0)	558	2:58
* Feb 17, 2013	MD-EASTERN SHORE	L 4-7	(10)	1-1-0	1-1-0	STRAIN, J. (L 0-1)	322	3:12
Feb 20, 2013	at The Citadel	L 4-6	9	1-2-0	1-1-0	KMIEC, S. (L 0-1)	375	2:39
Feb 21, 2013	DELAWARE STATE	w 3-2	9	2-2-0	1-1-0	PIERPONT, M. (W 1-0)	227	3:02
Feb 23, 2013	DELAWARE STATE	L 0-5	6	2-3-0	1-1-0	KLITSCH, T. (L 0-1)	407	1:57
Feb 24, 2013	EASTERN KENTUCKY	L 6-7	9	2-4-0	1-1-0	KNOX, M. (L 1-1)	581	3:02
Feb 24, 2013	DELAWARE STATE	L 5-6	9	2-5-0	1-1-0	DRIVER, J. (L 0-2)	581	3:09
Feb 27, 2013	at Clemson	w 3-2	(11)	3-5-0	1-1-0	RUTH, E. (W 1-0)	4299	2:55
Mar 01, 2013	at UCF	L 0-3	9	3-6-0	1-1-0	PIERPONT, M. (L 1-1)	1235	2:04
Mar 02, 2013	at UCF	L 7-12	9	3-7-0	1-1-0	KLITSCH, T. (L 0-2)	1235	3:26
Mar 03, 2013	at UCF	L 6-7	9	3-8-0	1-1-0	DRIVER, J. (L 0-2)	1157	2:52
Mar 06, 2013	THE CITADEL	L 1-3	9	3-9-0	1-1-0	KMIEC, S. (L 0-2)	325	2:42
Mar 08, 2013	PENNSYLVANIA	L 4-6	9	3-10-0	1-1-0	PIERPONT, M. (L 1-2)	327	3:10
Mar 09, 2013	PENNSYLVANIA	L 0-7	9	3-11-0	1-1-0	STRAIN, J. (L 0-2)	447	2:40
Mar 10, 2013	PENNSYLVANIA	w 5-2	9	4-11-0	1-1-0	KLITSCH, T. (W 1-2)	384	2:45
Mar 12, 2013	at ETSU	w 2-1	9	5-11-0	1-1-0	STRAIN, J. (W 1-2)	368	2:21
Mar 15, 2013	RHODE ISLAND	L 0-4	9	5-12-0	1-1-0	PIERPONT, M. (L 1-3)	350	2:24
Mar 16, 2013	RHODE ISLAND	L 2-4	9	5-13-0	1-1-0	KMIEC, S. (L 0-3)	452	2:38
Mar 17, 2013	RHODE ISLAND	L 1-2	9	5-14-0	1-1-0	KLITSCH, T. (L 1-3)	347	2:41
Mar 20, 2013	ETSU	w 3-2	9	6-14-0	1-1-0	STRONG, J. (W 1-0)	249	2:24
* Mar 22, 2013	PRESBYTERIAN COLLEGE	w 3-1	9	7-14-0	2-1-0	PIERPONT, M. (W 2-3)	289	2:05
* Mar 23, 2013	PRESBYTERIAN COLLEGE-1	L 3-4	(10)	7-15-0	2-2-0	STRAIN, J. (L 1-3)	289	2:29
* Mar 23, 2013	PRESBYTERIAN COLLEGE-2	L 3-9	9	7-16-0	2-3-0	KLITSCH, T. (L 1-4)	350	2:40
Mar 26, 2013	DAVIDSON	w 8-4	9	8-16-0	2-3-0	STRAIN, J. (W 2-3)	244	2:37
Mar 27, 2013	at #1 North Carolina	L 2-6	9	8-17-0	2-3-0	KEELS, J. (L 0-1)	506	2:06
* Mar 29, 2013	GARDNER-WEBB	L 1-5	9	8-18-0	2-4-0	PIERPONT, M. (L 2-4)	378	2:15
* Mar 30, 2013	GARDNER-WEBB-1	L 4-7	9	8-19-0	2-5-0	KLITSCH, T. (L 1-5)	346	2:15
* Mar 30, 2013	GARDNER-WEBB-2	w 4-2	9	9-19-0	3-5-0	KMIEC, S. (W 1-3)	487	1:55
Apr 02, 2013	WOFFORD	w 6-1	9	10-19-0	3-5-0	STRAIN, J. (W 3-3)	446	2:27
* Apr 06, 2013	at Radford-1	L 5-6	(13)	10-20-0	3-6-0	KEELS, J. (L 0-2)	408	4:04
* Apr 06, 2013	at Radford-2	L 7-11	9	10-21-0	3-7-0	KMIEC, S. (L 1-4)	408	2:31
* Apr 07, 2013	at Radford	L 5-7	9	10-22-0	3-8-0	KLITSCH, T. (L 1-6)	426	2:23
Apr 09, 2013	at Charlotte	w 6-5	9	11-22-0	3-8-0	HOWELL, S. (W 1-0)	1243	2:55
Apr 10, 2013	FURMAN UNIVERSITY	w 13-4	9	12-22-0	3-8-0	KEELS, J. (W 1-2)	358	2:41
* Apr 12, 2013	COASTAL CAROLINA	L 2-3	(11)	12-23-0	3-9-0	KMIEC, S. (L 1-5)	438	3:23
* Apr 13, 2013	COASTAL CAROLINA	L 2-13	9	12-24-0	3-10-0	STRAIN, J. (L 3-4)	596	2:45
* Apr 14, 2013	COASTAL CAROLINA	L 3-4	9	12-25-0	3-11-0	KLITSCH, T. (L 1-7)	505	2:42
Apr 16, 2013	at Davidson	w 5-3	9	13-25-0	3-11-0	STRONG, J. (W 2-0)	121	2:27
Apr 17, 2013	CHARLOTTE	w 11-2	9	14-25-0	3-11-0	KMIEC, S. (W 2-5)	446	2:36
* Apr 20, 2013	at LIBERTY-1	w 3-2	9	15-25-0	4-11-0	PIERPONT, M. (W 3-4)	-	2:34
* Apr 20, 2013	at LIBERTY-2	L 1-4	9	15-26-0	4-12-0	KLITSCH, T. (L 1-8)	1088	2:14
* Apr 21, 2013	at LIBERTY	L 1-3	9	15-27-0	4-13-0	KMIEC, S. (L 2-6)	763	2:08
Apr 23, 2013	WAKE FOREST U.	L 2-10	9	15-28-0	4-13-0	HOWELL, S. (L 1-1)	381	2:47
Apr 30, 2013	vs Wofford	L 3-7	9	15-29-0	4-13-0	STRONG, J. (L 2-1)	594	2:35
May 01, 2013	at Furman University	L 1-6	9	15-30-0	4-13-0	KLITSCH, T. (L 1-9)	251	2:33
* May 03, 2013	CHARLESTON SOUTHERN	w 8-3	9	16-30-0	5-13-0	PIERPONT, M. (W 4-4)	579	2:35
* May 04, 2013	CHARLESTON SOUTHERN-1	L 3-6	9	16-31-0	5-14-0	STRAIN, J. (L 3-5)	-	2:15
* May 04, 2013	CHARLESTON SOUTHERN-2	w 3-1	9	17-31-0	6-14-0	KMIEC, S. (W 3-6)	522	2:04
* May 10, 2013	at VMI	w 4-1	9	18-31-0	7-14-0	KLITSCH, T. (W 2-9)	189	2:14
* May 11, 2013	at VMI	L 0-7	9	18-32-0	7-15-0	KMIEC, S. (L 3-7)	160	1:57
* May 12, 2013	at VMI	w 5-4	9	19-32-0	8-15-0	RUTH, E. (W 2-0)	197	2:19
May 14, 2013	at Wake Forest U.	w 5-2	9	20-32-0	8-15-0	KLITSCH, T. (W 3-9)	416	2:28
* May 16, 2013	at UNC Asheville	L 3-7	9	20-33-0	8-16-0	PIERPONT, M. (L 4-5)	169	2:28
* May 17, 2013	at UNC Asheville	w 3-2	(12)	21-33-0	9-16-0	RUTH, E. (W 3-0)	187	2:43



The History & Records


Winthrop Baseball--Through The Years

Opponent	Games	Overall	Home	WU Runs	Opp. Runs	Opponent	Games	Overall	Home	WU Runs	Opp. Runs
Akron	5	3-2	3-2	45	28	East Carolina	5	3-2	2-1	41	39
Alabama	10	4-6	0-0	39	72	East Tennessee	6	6-0	5-0	32	15
Alabama-Birmingham	1	0-1	0-0	4	9	Eastern Illinois	4	4-0	4-0	25	5
Alderson-Broadbuss	19	19-0	19-0	227	42	Eastern Kentucky	6	3-3	3-3	38	24
Allen	12	12-0	6-0	184	20	Eastern Michigan	2	2-0	2-0	25	10
Appalachian State	22	17-5	14-2	146	83	Edinboro	1	1-0	1-0	10	2
Arizona State	4	0-4	0-0	14	46	Elon	19	7-12	5-3	93	117
Armstrong State	4	3-1	0-0	40	37	Erskine	11	9-2	5-0	70	65
Army	1	1-0	0-0	5	2	Evansville	2	2-0	2-0	14	3
Assumption	3	3-0	3-0	39	8	Fairfield	5	5-0	5-0	35	17
Auburn	10	2-8	0-0	53	71	Fairmont State	9	9-0	9-0	112	19
Augusta	20	8-12	5-5	111	127	Florida	11	3-8	0-0	69	104
Baptist	11	5-6	2-1	48	53	Florida Atlantic	5	3-2	3-0	19	26
Baylor	2	0-2	0-0	8	22	Florida State	5	1-4	0-0	9	32
Belmont Abbey	1	1-0	1-0	10	0	Fordham	1	0-1	0-1	2	3
Benedict	24	24-0	12-0	254	19	Francis Marion	15	12-3	7-0	95	63
Birmingham Southern	14	6-8	3-7	67	81	Fresno State	1	1-0	0-0	3	1
Bloomsburg State	2	2-0	2-0	13	0	Furman	23	20-3	10-1	192	97
Bluefield State	2	2-0	2-0	27	5	Gannon	8	8-0	8-0	79	9
Bowling Green	2	0-2	0-0	5	13	Gardner-Webb	43	34-9	22-5	323	154
Brown	2	2-0	2-0	12	7	George Mason	1	1-0	1-0	11	4
Cal St. Northridge	1	1-0	0-0	13	1	George Washington	6	5-1	5-1	74	17
Campbell	41	19-22	13-9	241	239	Georgia	22	7-15	0-1	85	128
Canisius	2	1-1	1-1	4	5	Georgia Southern	12	4-8	3-3	50	63
Central Florida	3	0-3	0-0	13	22	Georgia Tech	19	1-18	0-2	83	180
Charleston Southern	77	52-25	29-7	642	382	Grand Canyon	2	0-2	0-0	6	20
Charlotte	31	1416-1	9-6-1	183	179	Harvard	1	1-0	1-0	12	5
Cincinnati	4	3-1	3-1	18	15	Hawaii	4	3-1	0-0	20	19
The Citadel	44	21-23	11-11	245	264	Hawaii-Hilo	5	4-1	0-0	66	40
Clemson	23	5-18	1-2	94	177	Hawaii-Pacific	3	2-1	0-0	16	14
Cleveland State	7	5-1-1	5-1-1	56	34	High Point	43	31-12	13-9	287	191
Coastal Carolina	120	48-72	24-28	625	695	Holy Cross	3	1-2	1-2	6	9
College of Charleston	13	4-9	2-4	68	102	Howard	2	2-0	2-0	17	1
Columbia	5	2-3	2-3	20	17	Husson	1	1-0	1-0	16	4
Columbus	1	1-0	0-0	10	9	Illinois	4	2-2	2-2	26	21
Concord	4	4-0	4-0	36	7	Illinois State	2	1-0-1	1-0-1	7	6
Coppin State	2	2-0	1-0	12	5	Indiana	2	1-0-1	1-0-1	12	10
Creighton	1	1-0	1-0	4	3	Indiana State	1	0-1	0-0	8	9
Cumberland	2	2-0	1-0	11	7	Jacksonville	5	1-4	0-2	14	44
C.W. Post	2	1-1	1-1	15	13	James Madison	5	3-2	3-2	22	19
Davidson	36	25-10-1	17-5	298	220	Kentucky	3	2-1	2-0	14	10
Davis and Elkins	5	5-0	5-0	54	14	Kent State	29	12-17	12-17	162	221
Dayton	2	1-1	1-1	7	7	La Salle	4	4-0	4-0	47	17
Delaware State	4	1-3	1-3	10	15	Lemoyne	1	1-0	1-0	12	6
Drew	2	2-0	2-0	9	0	Lewis-Clark State	2	0-2	0-0	1	8
Duke	7	3-4	1-2	46	47	Liberty	82	41-41	25-16	461	420



Horace Turbeville

First Winthrop coach who was elected to NAIA, South Carolina and Winthrop Halls of Fame



Joe Hudak

Winthrop's winningest coach who led the Eagles to four NCAA Regional Tournament Appearances

Opponent	Games Overall	Home	WU Runs	Opp. Runs	
Lewis-Clark State	2	0-2	0-0	1	8
Liberty	82	41-41	25-16	461	420
Limestone	8	6-2	6-0	48	34
Lipscomb	4	3-1	3-1	17	13
Longwood	1	1-0	1-0	6	5
Louisiana State	3	0-3	0-0	5	24
Manhattan	1	1-0	1-0	10	3
Marist	2	2-0	2-0	9	13
Marshall	4	3-0-1	3-0-1	37	14
Mars Hill	4	4-0	4-0	43	3
Maryland	7	7-0	7-0	50	16
Maryland-Balt. Co.	19	13-6	7-2	116	73
Maryland E-Shore	2	1-1	1-1	6	8
McNeese State	1	0-1	0-0	1	7
Mercer	7	5-2	3-2	50	31
Methodist	4	2-2	2-0	27	32
Miami (FL)	6	2-4	0-0	21	56
Miami (OH)	3	1-2	1-2	12	16
Michigan	4	2-2	2-2	26	25
Michigan State	4	3-1	3-1	17	12
Minnesota	1	0-1	0-0	4	7
Mississippi State	4	2-2	0-0	19	25
Missouri	2	1-1	1-1	10	14
Morehead State	7	7-0	7-0	63	21
Morris	12	12-0	7-0	131	25
Mount Saint Mary's	5	4-1	4-1	52	14
Newberry	15	10-5	6-1	96	56
New York Inst. Of Tech	3	3-0	3-0	28	10
Norfolk State	3	3-0	3-0	20	6
North Carolina	19	3-16	0-1	82	182
North Carolina A&T	9	9-0	7-0	96	32
N.C. Central	1	1-0	1-0	9	1
North Carolina State	5	2-3	0-1	27	57
N.C. Wesleyan	1	1-0	1-0	7	6
North Greenville	1	1-0	1-0	10	1
North Polk	1	1-0	1-0	9	3
Northeastern	3	0-3	0-3	13	25
Northwestern	1	1-0	1-0	8	4
Northern Illinois	3	2-1	1-1	37	30
Northern Kentucky	1	0-1	0-0	9	10
Notre Dame	3	2-1	2-0	17	23
Oakland	1	1-0	1-0	13	1
Ohio State	7	2-5	2-4	37	35
Oregon State	2	0-2	0-1	6	17
Pennsylvania	3	1-2	1-2	9	15
Penn State	9	5-4	5-4	50	64
Pepperdine	3	1-2	0-0	9	23
Pfeiffer	4	3-1	2-0	34	16
Pittsburgh	3	3-0	3-0	22	10
Prairie View A&M	2	2-0	0-0	31	3

Opponent	Games Overall	Home	WU Runs	Opp. Runs	
Presbyterian	12	8-4	3-3	91	64
Radford	90	52-38	26-19	612	488
Rhode Island	3	0-3	0-3	3	10
Rice	4	0-4	0-0	13	41
Richmond	4	2-2	1-2	20	38
Rider	3	3-0	3-0	14	4
Saint Louis	1	0-1	0-0	2	6
San Diego	1	0-1	0-0	5	7
San Diego State	2	1-1	0-0	15	15
San Francisco	1	0-1	0-0	2	7
Seton Hall	5	3-2	3-2	25	11
SE Oklahoma	1	1-0	0-0	11	10
Shepherd	4	4-0	4-0	43	14
Slippery Rock	5	5-0	5-0	42	16
South Alabama	1	0-1	0-0	2	13
South Carolina	21	6-15	3-3	78	154
South Carolina State	4	4-0	3-0	58	22
South Florida	2	1-1	0-0	8	8
Southern California	7	1-6	0-3	23	59
Spring Arbor	1	1-0	0-0	4	3
St. John's	3	0-3	0-3	5	9
Stony Brook	6	3-3	3-3	50	31
Suffolk	2	2-0	2-0	24	17
Susquehanna	2	2-0	2-0	20	0
Temple	1	0-1	0-1	4	5
Tennessee	4	1-3	1-0	32	24
Tennessee Tech	2	2-0	2-0	12	5
Texas	2	0-2	0-0	2	9
Texas A&M	3	0-3	0-0	5	21
Toledo	3	2-1	1-1	19	14
Towson State	10	10-0	6-0	58	26
Troy	3	3-0	3-0	36	12
Tulane	2	1-1	0-0	16	22
Tusculum	11	11-0	11-0	114	23
UCLA	3	1-2	0-0	12	25
UNC Asheville	89	67-23	32-6	709	397
UNC Greensboro	17	10-7	7-3	94	82
UNC Pembroke	2	1-1	0-0	8	14
UNC Wilmington	6	4-2	1-2	39	27
USC Aiken	24	14-10	6-3	141	103
Valparaiso	1	1-0	1-0	8	6
Virginia Tech	1	1-0	0-0	12	8
VMI	34	24-10	10-3	197	148
Voorhees	11	10-1	5-1	95	22
Wagner	24	20-4	20-4	208	79
Wake Forest	19	8-11	5-5	115	115
Warren Wilson	2	2-0	2-0	22	2
Western Carolina	15	3-12	2-6	69	124
Western Kentucky	1	1-0	1-0	7	6
West Liberty State	3	3-0	2-0	29	10



Tom Riginos


He became just the third head coach in Winthrop baseball history on August 4, 2010.

Opponent	Games Overall	Home	WU Runs	Opp. Runs
Western Michigan	3	2-1	13	11
West Virginia	1	1-0	4	3
West Virginia State	7	7-0	69	18
Westminster	1	1-0	10	7
Wichita State	2	1-1	4	4
William & Mary	5	5-0	39	18
Wingate	17	11-6	112	97
Wofford	24	17-7	172	102
Wright State	3	3-0	21	13
Youngstown State	4	4-0	52	19
Xavier	6	6-0	39	13

Totals
Games 1,826
Overall Record 1,098-722-6
Home Record 710-267-5
Winthrop Runs 12,151
Opponent Runs 9,319



**1980 Winthrop
 First Game
 vs. Furman (Feb. 28)
 at Eagle Field**



**1981 NAIA
 World Series
 runner-up trophy**



**1985
 Big South
 Championship
 Team**

Year-By-Year Results

1980 (NAIA)

Record: 32-6

Coach: Horace Turbeville

2/28	Furman	W, 11-5
2/29	Alderson-Broaddus	W, 13-0
3/1	Alderson-Broaddus	W, 17-7
3/7	Cumberland	W, 6-4
3/10	at Erskine	W, 3-0
3/11	at Benedict	W, 16-0
3/17	at Francis Marion	L, 7-2
3/18	Gardner-Webb	W, 15-5
3/19	at Voorhees	W, 5-0
3/21	Morris	W, 9-0
3/22	Fairmont State	W, 11-2
3/25	at Newberry	W, 11-2
3/27	Allen	W, 18-3
3/31	at Gardner-Webb	W, 16-3
4/1	Wofford	W, 7-0
4/3	at Wingate	W, 2-1
4/4	Coastal Carolina	W, 4-1
4/5	at Allen	W, 9-1
4/7	Davis and Elkins	W, 4-3
4/9	at South Carolina	W, 2-1
4/10	at Morris	W, 15-6
4/11	Francis Marion	W, 4-3
4/15	Newberry	W, 7-5
4/16	at USC-Aiken	L, 4-2
4/17	Charlotte	W, 3-0
4/19	at Coastal Carolina	L, 2-0
4/20	USC-Aiken	W, 10-3
4/21	at Furman	W, 9-8
4/22	Benedict	W, 12-0
4/23	Voorhees	W, 7-0
4/24	at Wofford	W, 17-0
4/25	Davidson	W, 13-9
4/27	Wingate	L, 4-3
4/29	Erskine	W, 5-1
5/2	&Francis Marion	W, 7-2
5/3	&USC-Aiken	W, 7-5
5/4	&Coastal Carolina	L, 4-3
5/4	&Coastal Carolina	L, 13-8

&NAIA District 6 Playoffs – Sumter, SC

1981 (NAIA)

Record: 44-13

Coach: Horace Turbeville

2/28	Gardner-Webb	W, 8-0
3/1	Mars Hill	W, 7-2
3/2	Mars Hill	W, 11-0
3/4	Alderson-Broaddus	W, 21-2
3/5	Benedict	W, 12-1
3/5	Benedict	W, 10-0
3/6	at Allen	W, 11-6
3/7	Alderson-Broaddus	W, 10-0
3/8	Alderson-Broaddus	W, 14-4

3/9	Furman	L, 2-1
3/10	at Wofford	W, 14-6
3/12	Fairmont State	W, 8-2
3/13	Fairmont State	W, 14-4
3/14	Clemson	L, 9-5
3/15	Shepherd	W, 17-2
3/17	at Davidson	W, 11-0
3/24	at Newberry	L, 8-4
3/25	at Wingate	L, 14-8
3/26	Allen	W, 10-0
3/28	at USC-Aiken	L, 11-10
4/1	Wofford	W, 11-2
4/2	at Clemson	L, 6-4
4/4	Coastal Carolina	W, 4-0
4/6	South Carolina	L, 5-4
4/7	USC-Aiken	W, 5-4
4/8	at Gardner-Webb	W, 15-7
4/9	Charlotte	L, 6-1
4/10	Voorhees	W, 9-0
4/11	Francis Marion	W, 3-1
4/14	Newberry	W, 8-5
4/15	at Furman	W, 14-5
4/16	at Voorhees	W, 9-0
4/17	Erskine	W, 18-2
4/18	at Coastal Carolina	L, 9-5
4/20	Charlotte	W, 12-4
4/21	Morris	W, 9-1
4/22	Davidson	W, 13-3
4/23	at Benedict	W, 9-0
4/23	at Benedict	W, 9-0
4/24	at Erskine	W, 8-5
4/26	Wingate	W, 6-3
4/27	at Francis Marion	W, 8-4
4/28	Morris	W, 9-0
5/1	&Newberry	W, 9-2
5/2	&Coastal Carolina	L, 5-3
5/2	&Newberry	W, 9-4
5/3	&Coastal Carolina	W, 4-3
5/3	&Coastal Carolina	W, 7-4
5/8	%Wingate	W, 3-2
5/10	%Cumberland	W, 5-3
5/13	%Wingate	L, 8-6
5/13	%Wingate	W, 7-6
6/2	#Spring Arbor	W, 4-3
6/5	#Liberty Baptist	W, 4-1
6/6	#Grand Canyon	L, 9-2
6/7	#Southeastern Oklahoma	W, 11-10
6/8	#Grand Canyon	L, 11-4

& NAIA District 6 Playoffs – Sumter, SC

% NAIA Area 7 Playoffs – Bluefield, WV

NAIA World Series – Lubbock, TX

1982 (NAIA)

Record: 26-11

Coach: Horace Turbeville

2/28	Alderson-Broaddus	W, 11-3
3/1	Alderson-Broaddus	W, 10-1
3/2	Gardner-Webb	W, 9-1
3/4	at Benedict	W, 12-2
3/8	at Wofford	L, 11-5
3/10	at Wingate	L, 8-7
3/11	Voorhees	W, 10-0
3/12	Fairmont State	W, 18-1
3/13	Fairmont State	W, 4-3
3/14	Shepherd	W, 9-1
3/18	Drew	W, 6-0
3/18	Drew	W, 3-0
3/22	Allen	W, 8-4
3/23	at Newberry	L, 5-4
3/25	at Morris	W, 13-3
3/26	at Francis Marion	L, 4-3
3/28	Clemson	W, 7-6
3/29	at Gardner-Webb	W, 8-7
4/1	Wofford	W, 6-5
4/3	Francis Marion	W, 3-2
4/6	Coastal Carolina	L, 6-2
4/7	at Voorhees	W, 9-0
4/9	at Charlotte	L, 10-9
4/10	Benedict	W, 9-0
4/11	at Allen	W, 14-1
4/12	USC-Aiken	L, 8-7
4/14	Newberry	L, 9-4
4/15	at Erskine	L, 6-2
4/17	at Coastal Carolina	L, 8-4
4/18	at South Carolina	L, 5-0
4/19	Morris	W, 12-3
4/20	at USC-Aiken	W, 8-5
4/22	Davidson	W, 15-5
4/24	Erskine	W, 3-1
4/25	Charlotte	W, 10-2

1983 (NAIA)

Record: 38-6

Coach: Horace Turbeville

2/24	at Clemson	L, 11-2
2/26	Gardner-Webb	W, 8-0
3/1	Morris	W, 4-0
3/5	Mars Hill	W, 11-1
3/6	Mars Hill	W, 14-0
3/8	Bloomsburg State	W, 8-0
3/9	at Allen	W, 21-0
3/10	Bloomsburg State	W, 5-0
3/11	Alderson-Broaddus	W, 5-1
3/12	Alderson-Broaddus	W, 6-5
3/12	Alderson-Broaddus	W, 7-1
3/13	Shepherd	W, 9-7
3/14	Fairmont State	W, 10-4

3/14	Fairmont State	W, 10-0
3/15	West Virginia State	W, 9-0
3/16	West Virginia State	W, 13-0
3/18	Concord	W, 7-1
3/19	Concord	W, 5-2
3/23	at Wofford	W, 12-7
3/28	at Morris	W, 11-4
3/29	Wingate	W, 6-5
3/30	at Newberry	L, 6-4
4/1	at Erskine	W, 4-2
4/4	at Coastal Carolina	W, 4-1
4/6	Charlotte	W, 6-0
4/7	Newberry	W, 3-1
4/10	USC-Aiken	W, 5-2
4/11	at Gardner-Webb	W, 7-2
4/12	Francis Marion	W, 6-4
4/13	Wofford	W, 4-3
4/14	at Furman	W, 8-3
4/16	Allen	W, 11-1
4/20	Benedict	W, 14-1
4/20	Benedict	W, 9-0
4/22	Voorhees	W, 13-8
4/24	at Voorhees	W, 9-0
4/25	at Charlotte	L, 11-2
4/26	at USC-Aiken	L, 9-6
4/27	Coastal Carolina	W, 9-0
4/28	at Benedict	W, 1-0
4/28	at Benedict	W, 11-1
4/29	& USC-Aiken	L, 4-3
4/30	& Francis Marion	W, 10-9
4/30	& Coastal Carolina	L, 11-1

& NAIA District 6 Playoffs – Sumter, SC

1984 (NAIA)

Record: 34-10

Coach: Horace Turbeville

3/2	Tusculum	W, 10-0
3/3	Tusculum	W, 12-2
3/3	Tusculum	W, 1-0
3/4	North Carolina Wesleyan	W, 7-6
3/7	Slippery Rock	W, 9-1
3/8	Slippery Rock	W, 8-2
3/9	Alderson-Broaddus	W, 14-0
3/10	at Allen	W, 18-0
3/11	Alderson-Broaddus	W, 10-0
3/11	Alderson-Broaddus	W, 11-1
3/12	at Wingate	L, 8-2
3/16	Shepherd	W, 8-4
3/19	at Newberry	W, 6-3
3/20	Suffolk	W, 13-7
3/21	at Francis Marion	W, 6-3
3/22	Lemoyne	W, 12-6
3/23	at Augusta	L, 6-4
3/24	Erskine	W, 10-2

3/26	Newberry	W, 13-2
3/27	Furman	W, 10-6
3/28	Morris	W, 11-0
3/29	Voorhees	L, 6-3
3/30	Benedict	W, 10-0
3/30	Benedict	W, 18-0
3/31	Francis Marion	W, 8-2
4/2	at Coastal Carolina	L, 12-10
4/6	at Erskine	W, 8-7
4/7	at USC-Aiken	L, 6-5
4/8	Augusta	W, 12-4
4/11	Wofford	W, 6-5
4/13	Coastal Carolina	W, 6-4
4/15	at Clemson	L, 6-0
4/16	Wingate	W, 2-0
4/17	at Morris	W, 10-4
4/21	at Benedict	W, 9-0
4/21	at Benedict	W, 9-0
4/23	Allen	W, 9-0
4/24	USC-Aiken	L, 5-2
4/26	at Wofford	L, 6-5
4/28	at Gardner-Webb	W, 12-6
5/4	& Wofford	W, 6-4
5/5	& Coastal Carolina	L, 7-3
5/5	& Wofford	W, 7-0
5/6	& Coastal Carolina	L, 12-1

**1985 (Big South)
Record: 47-9**

Coach: Horace Turbeville

2/28	at South Carolina	L, 6-2
3/1	Tusculum	W, 15-4
3/2	Tusculum	W, 6-0
3/3	Tusculum	W, 11-0
3/4	at Voorhees	W, 11-1
3/6	Gardner-Webb	W, 13-3
3/7	Gardner-Webb	W, 18-8
3/8	Davis and Elkins	W, 5-4
3/9	Davis and Elkins	W, 11-1
3/12	UNC Asheville	W, 13-3
3/13	UNC Asheville	W, 15-14
3/14	Allen	W, 22-3
3/15	Slippery Rock	W, 14-4
3/16	West Virginia State	W, 13-6
3/17	Suffolk	W, 11-10
3/18	Campbell	W, 15-5
3/19	Concord	W, 8-3
3/20	at Newberry	L, 3-2
3/21	Concord	W, 16-1
3/23	West Virginia State	W, 3-1
3/24	North Polk	W, 9-3
3/25	at Wofford	W, 11-7
3/26	Voorhees	W, 10-7
3/27	at Francis Marion	L, 8-4
3/28	Radford	W, 11-1
3/28	Radford	W, 11-2
3/29	at Coastal Carolina	L, 13-10

4/1	at Wingate	W, 15-13
4/2	Morris	W, 13-3
4/3	at Allen	W, 33-1
4/4	at Campbell	L, 15-2
4/5	Oakland	W, 13-1
4/6	Francis Marion	W, 5-1
4/7	at Clemson	L, 13-5
4/9	Wofford	W, 5-3
4/10	at Erskine	L, 8-4
4/11	Benedict	W, 11-1
4/11	Benedict	W, 11-5
4/13	at USC-Aiken	W, 5-4
4/15	at Morris	W, 15-1
4/17	Newberry	W, 10-4
4/18	at Benedict	W, 12-2
4/18	at Benedict	W, 5-2
4/20	Coastal Carolina	W, 9-8
4/22	USC-Aiken	W, 9-1
4/23	Wingate	W, 10-9
4/26	Erskine	W, 5-1
5/3	+USC-Aiken	W, 5-4
5/4	+Coastal Carolina	W, 9-1
5/5	+USC-Aiken	W, 5-4
5/9	\$West Liberty State	W, 7-4
5/10	\$Northern Kentucky	L, 10-9
5/10	\$Elon	L, 8-5
5/13	^Columbus	W, 10-9
5/14	^Armstrong State	W, 7-5
5/15	^at Campbell	W, 12-5

^ BSC Tournament – Buies Creek, NC
+ NAIA District Tournament – Sumter, SC
\$ NAIA Area 7 Tournament – Bluefield, WV

**1986 (Big South)
Record: 37-10 (12-5)
Coach: Horace Turbeville**

2/25	at South Carolina	L, 4-1
2/27	Gardner-Webb	L, 7-1
3/1	Tusculum	W, 13-2
3/2	Tusculum	W, 12-1
3/3	Tusculum	W, 15-7
3/4	Assumption	W, 13-4
3/5	Assumption	W, 13-1
3/7	Alderson-Broaddus	W, 13-4
3/8	Alderson-Broaddus	W, 8-5
3/9	at Clemson	L, 9-4
3/10	*at UNC Asheville	W, 6-5
3/11	*at UNC Asheville	W, 11-4
3/11	*at UNC Asheville	W, 13-5
3/12	West Liberty State	W, 6-3
3/17	*at Coastal Carolina	L, 9-0
3/18	Husson	W, 16-4
3/22	West Virginia State	W, 6-3
3/23	West Virginia State	W, 12-2
3/25	Youngstown State	W, 13-3
3/26	Bluefield State	W, 16-4
3/27	Bluefield State	W, 11-1
3/28	West Virginia State	W, 13-6

3/29	*Radford	W, 7-4
3/30	*Radford	W, 5-1
3/30	*Radford	W, 12-2
4/2	*at Campbell	L, 6-4
4/3	*at Campbell	L, 5-3
4/3	*at Campbell	L, 6-5
4/5	at Benedict	W, 11-1
4/5	at Benedict	W, 13-2
4/7	*Coastal Carolina	W, 7-2
4/11	*Campbell	W, 10-3
4/12	*Campbell	W, 5-2
4/12	*Campbell	L, 12-10
4/14	at Wingate	W, 10-6
4/15	Benedict	W, 10-0
4/15	Benedict	W, 11-1
4/16	at Francis Marion	W, 12-2
4/19	*UNC Asheville	W, 14-5
4/20	*UNC Asheville	W, 4-3
4/20	*UNC Asheville	W, 6-0
4/22	at Gardner-Webb	W, 8-2
4/23	Wingate	W, 8-1
5/13	^at Augusta	L, 6-5
5/14	^vs. Campbell	W, 6-4
5/14	^at Augusta	W, 6-2
5/15	^vs. Coastal Carolina	L, 20-2

* BSC Game
^ BSC Tournament – Augusta, GA

**1987 (Big South)
Record: 35-8 (10-5)
Coach: Horace Turbeville**

2/26	Gannon	W, 4-1
3/2	Tusculum	W, 8-1
3/3	Tusculum	W, 11-6
3/5	Gardner-Webb	W, 12-0
3/6	West Liberty State	W, 16-3
3/11	Assumption	W, 13-3
3/12	Alderson-Broaddus	W, 16-0
3/13	Alderson-Broaddus	W, 21-5
3/14	Susquehanna	W, 10-0
3/14	Susquehanna	W, 10-0
3/15	*at Radford	W, 10-3
3/17	Fairmont State	W, 18-1
3/18	Fairmont State	W, 19-2
3/21	Davis and Elkins	W, 17-3
3/22	Davis and Elkins	W, 17-3
3/26	USC-Aiken	W, 11-0
3/27	*Radford	W, 13-1
3/28	*Radford	W, 8-0
4/2	*at Campbell	W, 14-2
4/3	*at Campbell	L, 10-5
4/4	at UNC Pembroke	W, 4-0
4/6	at Gardner-Webb	W, 10-0
4/7	*UNC Asheville	W, 3-2
4/7	*UNC Asheville	L, 11-9
4/8	*at Augusta	W, 14-5
4/9	at Davidson	L, 11-3
4/10	*Campbell	L, 4-3

4/11	*Campbell	W, 15-4
4/14	at Furman	W, 9-4
4/16	at South Carolina	L, 18-5
4/17	*UNC Asheville	W, 5-4
4/18	*UNC Asheville	W, 14-1
4/20	Francis Marion	W, 14-11
4/22	*at Coastal Carolina	L, 7-0
4/25	*Coastal Carolina	W, 17-3
4/26	*Augusta	L, 14-8
4/29	at USC-Aiken	W, 6-3
5/7	Tennessee	W, 22-11
5/14	^vs. Armstrong State	L, 14-8
5/15	^at Campbell	W, 8-1
5/15	^vs. Coastal Carolina	W, 11-7
5/15	^vs. Armstrong State	W, 12-6
5/15	^vs. Armstrong State	W, 13-12

* BSC Game
^ BSC Tournament – Buies Creek, NC

**1988 (Big South)
Record: 22-15 (8-5)
Coach: Horace Turbeville**

2/26	Gannon	W, 14-0
2/27	Gannon	W, 6-3
2/29	at Davidson	W, 12-10
3/3	at Pfeiffer	L, 5-2
3/5	at UNC Pembroke	L, 14-4
3/6	N.C. State	L, 19-4
3/8	at Gardner-Webb	W, 13-3
3/11	at Baptist	L, 11-1
3/12	at Baptist	L, 5-4
3/12	at Baptist	L, 9-5
3/13	Wagner	W, 4-3
3/14	Wagner	L, 4-3
3/15	at N.C. State	L, 17-3
3/16	Warren Wilson	W, 11-1
3/17	Warren Wilson	W, 11-1
3/21	Youngstown State	W, 17-1
3/25	*Campbell	L, 5-2
3/26	*Campbell	W, 3-2
3/26	*Campbell	W, 1-0
3/29	Edinboro	W, 10-2
3/31	The Citadel	W, 14-2
4/1	*at UNC Asheville	W, 7-6
4/2	*at UNC Asheville	W, 4-1
4/3	*at UNC Asheville	W, 19-1
4/5	Davidson	W, 11-10
4/8	*Augusta	W, 10-5
4/9	*Augusta	W, 2-1
4/9	*Augusta	L, 12-2
4/11	Pfeiffer	W, 16-2
4/12	Westminster	W, 10-7
4/13	Gardner-Webb	W, 10-1
4/15	*at Coastal Carolina	L, 8-6
4/16	*at Coastal Carolina	L, 6-3
4/16	*at Coastal Carolina	L, 5-1
4/18	*Radford	W, 10-3
4/21	^at Coastal Carolina	L, 10-4

4/22 ^vs. Baptist L, 6-5
 * BSC Game
 ^ BSC Tournament – Conway, SC

**1989 (Big South)
 Record: 14-19 (5-13)**

Coach: Horace Turbeville

2/22 at South Carolina L, 6-2
 3/1 Gardner-Webb W, 7-2
 3/6 *at Radford L, 7-4
 3/7 *at Radford W, 7-2
 3/7 *at Radford L, 13-7
 3/10 *at Augusta L, 7-6
 3/11 *at Augusta L, 6-5
 3/11 *at Augusta L, 6-0
 3/12 at Pfeiffer W, 10-4
 3/14 Davidson W, 8-5
 3/15 South Carolina L, 17-6
 3/16 Slippery Rock W, 6-5
 3/25 *UNC Asheville L, 3-2
 3/25 *UNC Asheville L, 5-2
 3/26 *UNC Asheville W, 9-6
 3/27 at USC-Aiken L, 5-4
 3/28 at Davidson L, 12-10
 3/31 *at Campbell L, 9-6
 4/1 *at Campbell L, 4-3
 4/1 *at Campbell L, 4-3
 4/3 at Methodist L, 9-3
 4/9 *Coastal Carolina L, 8-6
 4/9 *Coastal Carolina L, 5-1
 4/10 *Coastal Carolina W, 11-0
 4/11 Methodist W, 12-11
 4/12 USC-Aiken W, 9-0
 4/13 at Gardner-Webb W, 6-5
 4/18 Limestone W, 11-3
 4/19 Davidson W, 9-8
 4/21 *Baptist W, 5-3
 4/22 *Baptist W, 13-3
 4/22 *Baptist L, 7-3
 4/24 Davidson L, 8-7
 * BSC Game

1990 (Big South)

Record: 22-28-1 (5-11)

Coach: Horace Turbeville

2/20 at Duke L, 6-2
 2/21 at Davidson T, 4-4
 2/24 Gardner-Webb W, 6-2
 2/25 Mt. St. Mary's W, 15-1
 2/26 Mt. St. Mary's L, 6-3
 2/27 Pfeiffer W, 6-5
 2/28 Davidson L, 13-1
 3/4 Appalachian State W, 10-3
 3/5 Alderson-Broadus W, 9-0
 3/6 Alderson-Broadus W, 11-3
 3/7 Liberty L, 12-3
 3/8 Appalachian State L, 6-5

3/9 *at Baptist W, 2-0
 3/10 *at Baptist L, 3-1
 3/10 *at Baptist W, 6-5
 3/11 Richmond L, 14-1
 3/12 *Campbell W, 8-0
 3/13 *Campbell L, 9-3
 3/13 *Campbell L, 15-5
 3/14 at Western Carolina L, 6-5
 3/20 at Limestone L, 8-2
 3/22 Kent State L, 8-1
 3/23 *Augusta L, 20-10
 3/24 *Augusta L, 4-2
 3/25 *Augusta W, 6-3
 3/26 Duke L, 14-5
 3/27 at Wingate L, 8-5
 3/30 *at Coastal Carolina L, 5-0
 4/1 USC-Aiken L, 6-3
 4/3 at Gardner-Webb W, 6-4
 4/4 Methodist W, 6-3
 4/6 South Carolina State W, 14-1
 4/7 Gannon W, 9-0
 4/8 Gannon W, 9-2
 4/10 Wingate W, 12-1
 4/13 *at UNC Asheville L, 9-4
 4/13 *at UNC Asheville L, 7-6
 4/14 *at UNC Asheville L, 6-1
 4/17 Newberry W, 2-1
 4/18 Limestone W, 3-2
 4/19 at USC-Aiken W, 5-0
 4/21 *Radford W, 7-2
 4/22 *Radford L, 2-0
 4/22 *Radford L, 5-2
 4/23 Wofford L, 6-3
 4/24 at South Carolina L, 7-1
 5/3 East Carolina L, 8-4
 5/12 ^vs. (2) Radford L, 2-1
 5/12 ^vs. (4) Charleston Southern W, 3-1
 5/14 ^vs. (2) Radford W, 8-4
 5/14 ^vs. (5) Campbell L, 2-1
 * BSC Game
 ^ BSC Tournament – Conway, SC

1991 (Big South)

Record: 22-22 (10-8)

Coach: Horace Turbeville

2/19 at Davidson L, 9-8
 2/20 at South Carolina L, 7-0
 2/24 Appalachian State L, 5-3
 (10)
 2/26 Western Carolina L, 5-3
 3/1 at Western Carolina L, 13-4
 3/2 James Madison W, 3-2
 3/5 *Davidson L, 7-4
 3/6 *Davidson W, 7-3
 3/6 *Davidson W, 5-4
 3/9 Richmond L, 11-4
 3/10 Richmond W, 6-5
 3/15 *at Radford L, 8-2

3/16 *at Radford W, 4-3
 3/16 *at Radford W, 7-5
 3/17 UNC Greensboro W, 3-1
 3/17 UNC Greensboro W, 8-4
 3/21 South Carolina State W, 7-6
 3/22 *at Campbell W, 8-7
 3/23 *at Campbell L, 10-3
 3/23 *at Campbell W, 3-2
 3/24 at Methodist L, 9-6
 3/25 C.W. Post W, 12-7
 3/27 Gannon W, 15-3
 4/2 at Duke L, 5-3
 4/6 *Coastal Carolina L, 7-6 (8)
 4/6 *Coastal Carolina L, 3-0
 4/7 *Coastal Carolina L, 4-1
 4/8 at Clemson L, 5-0 (5)
 4/10 Augusta W, 7-1
 4/11 at South Carolina State W, 12-7
 4/12 *Charleston Southern W, 13-9
 4/13 *Charleston Southern W, 9-3
 4/13 *Charleston Southern W, 10-1
 4/17 at UNC Greensboro W, 8-2
 4/20 Duke L, 5-4
 4/22 College of Charleston W, 6-5 (10)
 5/2 *at Augusta L, 8-7 (13)
 5/3 *at Augusta L, 12-0
 5/3 *at Augusta W, 4-2
 5/7 Jacksonville L, 10-2
 5/7 Jacksonville L, 4-2
 5/11 ^vs. (6) UNC Asheville L, 5-0
 5/13 ^vs. (7) Charleston Southern W, 13-3
 5/14 ^at (1) Coastal Carolina L, 3-2 (11)
 * BSC Game
 ^ BSC Tournament – Conway, SC

1992 (Big South)

Record: 29-29 (10-7)

Coach: Joe Hudak

2/13 at USC-Aiken W, 7-4 (11)
 2/16 at UNC Asheville W, 19-8
 2/16 at The Citadel L, 4-2
 2/19 at South Carolina L, 12-5
 2/26 at Jacksonville L, 23-3
 2/26 at Jacksonville L, 5-4 (8)
 2/28 at Limestone L, 10-8
 3/1 Appalachian State W, 5-1
 3/2 UNC Wilmington L, 16-8
 3/3 at Clemson L, 1-0
 3/4 at Georgia L, 11-3
 3/7 Limestone W, 7-2
 3/8 North Carolina W, 11-4
 3/9 C.W. Post L, 6-3
 3/11 at UNC Wilmington W, 7-2
 3/13 Richmond L, 8-6 (10)
 3/14 *Radford L, 7-4
 3/14 *Radford L, 11-1
 3/15 *Radford W, 6-5
 3/21 *Campbell L, 12-3

3/21 *Campbell W, 10-7
 3/22 at Georgia Tech L, 6-5
 3/24 at UNC Greensboro W, 7-4
 3/26 Kent State L, 12-4
 3/28 *at Coastal Carolina L, 5-4 (8)
 3/28 *at Coastal Carolina L, 8-6
 3/29 *at Coastal Carolina W, 5-0
 4/2 at Clemson L, 12-11 (11)
 4/3 at Western Carolina L, 14-5
 4/4 *at UNC Asheville W, 5-2
 4/4 *at UNC Asheville W, 10-5
 4/5 *at UNC Asheville W, 8-6
 4/8 at Appalachian State L, 2-1 (11)
 4/10 Western Carolina L, 9-5
 4/11 *Davidson W, 4-3
 4/11 *Davidson W, 6-5
 4/12 *Davidson L, 7-6 (10)
 4/14 at South Carolina W, 6-5 (10)
 4/15 Furman W, 6-5
 4/17 Liberty W, 14-0
 4/18 Liberty W, 13-4
 4/18 Liberty W, 2-1
 4/19 Gannon W, 11-0
 4/20 Gannon W, 11-0
 4/22 at North Carolina L, 11-2
 4/23 at South Carolina L, 10-3
 4/24 *at Charleston Southern W, 5-4
 4/25 *at Charleston Southern L, 4-3
 4/25 *at Charleston Southern W, 11-4
 4/28 UNC Greensboro W, 13-6
 5/3 Augusta L, 3-1
 5/9 ^ (6) Campbell W, 11-4
 5/9 ^ (6) Campbell W, 8-3
 5/12 at USC-Aiken L, 6-2
 5/14 ^vs. (2) Davidson W, 11-1
 5/15 ^at (1) Coastal Carolina L, 2-1
 5/15 ^vs. (2) Davidson W, 8-4
 5/16 ^at (1) Coastal Carolina L, 16-7
 * BSC Game
 ^ BSC Tournament – Rock Hill, SC/Conway, SC

1993 (Big South)

Record: 27-31 (12-10)

Coach: Joe Hudak

2/13 at Florida State L, 7-2
 2/14 at Florida State L, 8-5
 2/17 at Western Carolina L, 16-5
 2/20 Tennessee Tech W, 3-1
 2/20 Tennessee Tech W, 9-4
 2/23 The Citadel L, 5-2
 2/24 at Clemson L, 11-6
 2/27 Appalachian State W, 8-7
 2/28 South Carolina W, 6-5
 3/5 UNC Wilmington L, 3-0
 3/6 UNC Wilmington W, 5-1
 3/7 at Georgia Southern L, 4-3 (10)
 3/8 at The Citadel L, 4-0
 3/9 at Davidson L, 9-6

3/11	at Charlotte	L, 7-5
3/16	Maryland	W, 8-0
3/17	Maryland	W, 4-1
3/17	Maryland	W, 6-1
3/19	Youngstown State	W, 8-4
3/20	*Towson	W, 5-2
3/20	*Towson	W, 4-3
3/21	*Towson	W, 6-2
3/22	*at Liberty	W, 5-3
3/22	*at Liberty	L, 2-1
3/24	at South Carolina	L, 14-0
3/25	Georgia Southern	L, 3-2
3/27	*Charleston Southern	W, 13-1
3/28	*Charleston Southern	W, 11-4
3/28	*Charleston Southern	W, 8-0
3/29	Georgia Southern	L, 9-3
4/2	*at Campbell	L, 11-10
4/3	*at Campbell	W, 8-3
4/3	*at Campbell	L, 10-3
4/4	South Carolina State	W, 25-8
4/6	at Georgia	L, 3-0
4/7	Charlotte	W, 7-5
4/9	*UMBC	L, 2-1
4/9	*UMBC	L, 3-0
4/12	Davidson	W, 4-3
4/13	Tennessee	L, 5-4
4/14	Tennessee	L, 5-4 (11)
4/17	*at Radford	W, 4-3
4/17	*at Radford	L, 16-8
4/18	*at Radford	L, 20-4
4/20	at Appalachian State	L, 8-1
4/22	Western Carolina	L, 9-3
4/24	*Coastal Carolina	L, 3-2
4/24	*Coastal Carolina	L, 7-6
4/25	*Coastal Carolina	L, 9-6
4/26	at UNC Greensboro	L, 7-1
4/27	UNC Greensboro	W, 5-3
5/2	Clemson	L, 17-1
5/7	*UNC Asheville	W, 16-2
5/8	*UNC Asheville	W, 5-3
5/8	*UNC Asheville	W, 7-4
5/13	^vs. (3) Towson State	W, 7-1 (10)
5/14	^vs. (5) Radford	L, 10-3
5/15	^vs. (2) UMBC	L, 13-2

* BSC Game
 ^ BSC Tournament – Conway, SC

1994 (Big South)
Record: 32-20 (14-12)
Coach: Joe Hudak

2/19	William & Mary	W, 4-3 (7)
2/19	William & Mary	W, 3-2 (7)
2/20	William & Mary	W, 13-3
2/26	Mt. St. Mary's	W, 9-1 (7)
2/26	Mt. St. Mary's	W, 11-4 (7)
2/27	Mt. St. Mary's	W, 14-3
3/1	Western Carolina	L, 9-5 (8)
3/4	*Liberty	W, 5-1

3/5	*Liberty	W, 1-0 (7)
3/5	*Liberty	W, 6-3 (7)
3/8	at The Citadel	W, 4-2
3/12	at Georgia	W, 9-4
3/13	at Georgia	L, 10-0
3/16	Western Carolina	W, 6-4
3/18	Youngstown State	W, 14-11
3/19	*UMBC	L, 2-1 (7)
3/19	*UMBC	W, 12-3 (7)
3/20	*UMBC	L, 13-3
3/22	at South Carolina	L, 3-2
3/24	Georgia Southern	W, 9-3 (7)
3/26	*at UNC Greensboro	L, 3-2 (7)
3/26	*at UNC Greensboro	L, 3-0 (7)
3/29	at Georgia Tech	L, 12-2
3/30	at Georgia Tech	L, 17-8
4/2	*Radford	L, 9-8 (7)
4/2	*Radford	W, 4-2 (7)
4/3	*Radford	L, 9-5
4/5	Troy	W, 8-7
4/6	at Charlotte	W, 9-4 (12)
4/9	*at Coastal Carolina	L, 3-2
4/9	*at Coastal Carolina	L, 7-1 (7)
4/10	*at Coastal Carolina	W, 15-12
4/12	at Western Carolina	L, 4-3 (10)
4/13	Charlotte	L, 10-9
4/15	*at Charleston Southern	W, 18-9
4/16	*at Charleston Southern	L, 16-4 (7)
4/16	*at Charleston Southern	L, 10-7 (7)
4/19	The Citadel	W, 6-4
4/20	Appalachian State	W, 2-1
4/23	*at UNC Asheville	L, 4-2 (7)
4/23	*at UNC Asheville	W, 9-0 (7)
4/24	*at UNC Asheville	W, 8-1
4/25	Davidson	L, 6-1
4/26	South Carolina	W, 5-3
5/1	Belmont-Abbey	W, 10-0
5/6	*Campbell	W, 4-1
5/6	*Campbell	W, 4-1 (7)
5/6	*Campbell	L, 13-4 (7)
5/9	Charlotte	W, 6-3
5/14	*at Towson	W, 13-3 (7)
5/14	*at Towson	W, 3-2 (7)
5/15	*at Towson	W, 9-6

1995 (Big South)
Record: 41-17-2 (18-6)
Coach: Joe Hudak

2/12	East Tennessee State	W, 4-2
2/12	East Tennessee State	W, 8-2
2/14	at The Citadel	L, 6-2
2/19	Wagner	W, 6-4
2/19	Wagner	W, 11-1
2/20	Wagner	W, 5-0
2/21	at Florida State	W, 2-1 (11)
2/22	at Florida State	L, 6-0
2/25	Eastern Kentucky	W, 11-5
2/25	Eastern Kentucky	L, 7-1

2/26	Eastern Kentucky	L, 3-1
3/1	at Georgia	L, 5-4
3/4	Cleveland State	W, 9-5
3/4	Cleveland State	W, 11-0
3/5	Cleveland State	T, 5-5 (11)
3/6	James Madison	L, 5-3 (10)
3/7	at Auburn	W, 11-1
3/10	at Auburn	L, 5-3
3/11	at Mississippi State	L, 10-6
3/12	at Mississippi State	W, 3-0
3/14	at Illinois State	W, 3-2
3/15	at Illinois State	T, 4-4 (10)
3/17	*Charleston Southern	L, 2-1 (11)
3/18	*Charleston Southern	W, 8-6
3/18	*Charleston Southern	W, 3-2
3/22	at Furman	W, 12-10
3/25	*Towson	W, 3-2
3/25	*Towson	W, 4-2
3/26	*Towson	W, 4-3
3/29	North Carolina A&T	W, 5-1
3/31	at North Carolina A&T	W, 12-6
4/1	*at Radford	L, 5-3
4/1	*at Radford	W, 8-0
4/2	*at Radford	L, 8-6
4/4	at Charlotte	L, 11-3
4/8	*at UNC Asheville	W, 9-1
4/8	*at UNC Asheville	W, 14-5
4/9	*at UNC Asheville	W, 24-9
4/11	Davidson	W, 11-5
4/15	*UNC Greensboro	L, 10-7
4/15	*UNC Greensboro	W, 1-0
4/16	*UNC Greensboro	W, 10-9
4/19	The Citadel	W, 6-5
4/22	*Coastal Carolina	W, 9-3
4/22	*Coastal Carolina	W, 20-7
4/23	*Coastal Carolina	W, 7-6
4/30	Limestone	W, 5-2
5/5	*at Liberty	W, 9-5
5/6	*at Liberty	L, 6-2
5/6	*at Liberty	L, 6-4
5/10	at South Carolina	W, 13-1
5/13	*at UMBC	W, 7-5
5/13	*at UMBC	W, 9-2
5/16	*at UMBC	W, 3-0
5/19	% Coppin State	W, 6-3
5/19	% Coppin State	W, 6-2
5/25	\$.vs. (2) Alabama	W, 4-0
5/26	\$.vs. (4) Richmond	W, 9-8
5/27	\$at (1) Clemson	L, 9-5
5/28	\$.vs. (2) Alabama	L, 14-0

* BSC Game
 % NCAA Play-In Series – Rock Hill, SC
 \$ NCAA Regional – Clemson, SC

1996 (Big South)
Record: 41-16-1 (14-5)
Coach: Joe Hudak

2/10	North Greenville	W, 10-1
2/11	South Carolina	W, 4-3
2/13	at Georgia	W, 6-5 (10)
2/18	Penn State	L, 9-4
2/18	Penn State	W, 1-0
2/19	Penn State	L, 12-1
2/20	at Auburn	L, 5-1
2/21	at Auburn	W, 9-8 (13)
2/24	Wright State	W, 3-2
2/24	Wright State	W, 8-7
2/25	Wright State	W, 10-4
2/29	at The Citadel	W, 9-8
3/3	at Hawaii-Hilo	L, 22-12
3/4	at Hawaii-Hilo	W, 23-2
3/4	at Hawaii-Hilo	W, 11-3
3/5	at Hawaii-Hilo	W, 9-7
3/6	at Hawaii-Hilo	W, 11-6
3/8	at Hawaii-Pacific	W, 7-6
3/8	at Hawaii-Pacific	W, 5-3
3/9	at Hawaii-Pacific	L, 5-4
3/12	Marshall	T, 9-9
3/13	East Tennessee State	W, 5-4
3/16	Michigan State	W, 6-2
3/16	Michigan State	W, 2-1
3/17	Michigan State	L, 7-6
3/17	Michigan State	W, 3-2
3/19	at Georgia Tech	L, 10-7
3/20	at Georgia Tech	L, 14-1
3/23	*UMBC	W, 6-5
3/23	*UMBC	W, 5-0
3/24	*UMBC	W, 12-5
3/26	at North Carolina A&T	W, 13-4
3/30	*UNC Asheville	W, 6-1
3/30	*UNC Asheville	W, 5-0
3/31	*UNC Asheville	L, 8-6
4/2	Western Carolina	L, 9-3
4/5	*at Charleston Southern	L, 2-1
4/7	*at Charleston Southern	L, 6-5
4/7	*at Charleston Southern	L, 4-2
4/10	at Western Carolina	L, 6-5
4/12	*Liberty	W, 15-2
4/13	*Liberty	W, 3-0
4/13	*Liberty	W, 17-2
4/16	North Carolina A&T	W, 8-1
4/17	Furman	W, 3-0
4/19	The Citadel	W, 5-4
4/20	*Radford	W, 2-1
4/20	*Radford	W, 3-1
4/21	*Radford	W, 8-7 (11)
4/23	at Davidson	W, 18-5
4/28	Limestone	W, 8-2
5/1	at Wake Forest	W, 11-10
5/2	at Furman	W, 13-5
5/4	at North Carolina	L, 8-4
5/5	*at Coastal Carolina	L, 5-0

5/5	*at Coastal Carolina	W, 8-7
5/6	*at Coastal Carolina	W, 14-6
5/11	*UNC Greensboro	W, 7-5
* BSC Game		
1997 (Big South)		
Record: 27-29-1 (14-9)		
Coach: Joe Hudak		
1/31	at Florida	L, 9-8
2/1	at Florida	L, 15-2
2/2	at Florida	L, 5-3
2/7	at Georgia	W, 8-5
2/8	at Georgia	L, 5-0
2/9	at Georgia	L, 6-4
2/15	George Washington	L, 5-4
2/16	George Washington	W, 15-4
2/16	George Washington	W, 10-1
2/22	Morehead State	W, 10-5
2/22	Morehead State	W, 7-1
2/23	Morehead State	W, 8-1
2/25	at Auburn	L, 5-3
2/26	at Auburn	L, 13-7
3/1	Ohio State	L, 8-3
3/1	Ohio State	L, 3-2
3/2	Ohio State	L, 9-7
3/2	Ohio State	W, 8-0
3/6	James Madison	L, 7-5
3/8	Seton Hall	L, 2-1
3/8	Seton Hall	L, 2-0
3/9	Seton Hall	W, 5-4 (10)
3/11	at Alabama	L, 7-2
3/12	at Alabama	L, 9-7
3/15	Kent State	W, 6-2
3/15	Kent State	W, 5-3
3/16	Kent State	W, 10-7
3/18	The Citadel	L, 16-11
3/22	*Coastal Carolina	W, 17-4
3/22	*Coastal Carolina	L, 7-4
3/23	*Coastal Carolina	W, 7-5
3/29	*at UNC Asheville	W, 5-1
3/29	*at UNC Asheville	W, 6-1
3/30	*at UNC Asheville	W, 11-1
4/4	*Charleston Southern	W, 8-6
4/5	*Charleston Southern	W, 6-1
4/5	*Charleston Southern	L, 12-3
4/8	at Georgia Tech	L, 7-5
4/9	at Georgia Tech	L, 15-2
4/11	*at Liberty	L, 11-8
4/13	*at Liberty	W, 6-1
4/13	*at Liberty	L, 3-2
4/17	at The Citadel	L, 4-3
4/19	*UNC Greensboro	W, 5-4
4/19	*UNC Greensboro	L, 7-6
4/20	*UNC Greensboro	L, 10-8
4/22	Charlotte	T, 0-0
4/26	*at UMBC	W, 16-4
4/26	*at UMBC	L, 6-2
4/27	*at UMBC	W, 12-3
5/4	Limestone	W, 5-4

5/7	at Charlotte	W, 6-2
5/10	*at Radford	W, 8-6
5/10	*at Radford	W, 9-6
5/11	*at Radford	W, 13-11
5/16	^vs. (3) Charleston Southern	L, 10-9 (10)
5/16	^vs. (1) UNC Greensboro	L, 4-3
* BSC Game		
^ BSC Tournament – Fort Mill, SC		

1998 (Big South)
Record: 35-22 (10-8)
Coach: Joe Hudak

2/7	Norfolk State	W, 5-0
2/8	Norfolk State	W, 8-3 (7)
2/8	Norfolk State	W, 7-3
2/10	at Auburn	L, 9-5
2/13	Morehead State	W, 19-3 (7)
2/14	Morehead State	W, 3-0
2/14	Morehead State	W, 4-0 (7)
2/15	Morehead State	W, 12-11
2/20	Kent State	W, 8-7 (10)
2/21	Kent State	L, 3-1
2/21	Kent State	W, 8-3 (7)
2/22	Kent State	L, 19-11 (8)
2/24	at Wofford	W, 6-5
2/25	at Davidson	W, 10-4
2/28	Penn State	L, 6-0
2/28	Penn State	W, 10-9 (7)
3/1	Penn State	W, 8-3
3/3	Furman	W, 7-1
3/4	The Citadel	W, 9-3
3/6	vs. Army	W, 5-2
3/7	vs. UAB	L, 9-4
3/9	vs. Bowling Green	L, 7-3
3/10	vs. Virginia Tech	W, 12-8 (8)
3/11	vs. Indiana State	L, 9-8
3/12	at Fresno State	W, 3-1
3/13	vs. Toledo	W, 10-5 (8)
3/14	vs. Bowling Green	L, 6-2
3/20	*at Charleston Southern	L, 11-2
3/21	*at Charleston Southern	W, 9-3 (7)
3/21	*at Charleston Southern	L, 9-1 (7)
3/24	East Carolina	W, 14-9
3/25	East Carolina	W, 8-5
3/28	*Radford	W, 5-4 (7)
3/28	*Radford	L, 3-0 (7)
3/29	*Radford	W, 12-8
3/31	at Georgia Tech	L, 17-12
4/4	*at Coastal Carolina	W, 6-4 (7)
4/4	*at Coastal Carolina	L, 5-2 (7)
4/5	*at Coastal Carolina	W, 10-2
4/10	*UMBC	W, 5-0
4/11	*UMBC	W, 9-3 (7)
4/11	*UMBC	W, 5-4 (7)
4/15	Wake Forest	L, 4-3
4/18	*at UNC Asheville	L, 13-2 (7)
4/18	*at UNC Asheville	L, 3-2 (7)
4/20	*at UNC Asheville	L, 10-7
4/21	at East Carolina	W, 12-10

4/24	*Liberty	W, 6-5 (10)
4/25	*Liberty	W, 3-1 (7)
4/25	*Liberty	L, 2-0 (7)
4/27	Davidson	W, 7-1
4/28	Wofford	W, 9-1
5/6	at Furman	W, 2-0
5/8	^vs. (1) Liberty	L, 8-5
5/9	^vs. (3) UNC Asheville	L, 5-4
5/12	at Georgia Southern	L, 5-4
5/13	at Georgia Southern	L, 9-2
* BSC Game		
^ BSC Tournament – Fort Mill, SC		

1999 (Big South)
Record: 40-23 (9-6)
Coach: Joe Hudak

2/13	Appalachian State	W, 8-2
2/13	Appalachian State	W, 18-5
2/14	Appalachian State	W, 3-2
2/16	at Wofford	L, 6-5
2/20	Pittsburgh	W, 8-4
2/20	Pittsburgh	W, 6-1
2/21	Pittsburgh	W, 8-5
2/25	at North Carolina	L, 7-5
2/26	Cleveland State	W, 6-4
2/27	Cleveland State	W, 13-6
2/27	Cleveland State	W, 3-2
2/28	Cleveland State	L, 12-9
3/5	Eastern Kentucky	W, 12-2
3/6	William & Mary	W, 6-5
3/6	Akron	W, 10-9
3/7	William & Mary	W, 13-5
3/9	at Florida	W, 4-3
3/10	at Florida	L, 8-7
3/12	Eastern Illinois	W, 7-4
3/13	Eastern Illinois	W, 2-0
3/13	Eastern Illinois	W, 3-1
3/15	Eastern Illinois	W, 13-0
3/16	at Davidson	W, 13-8
3/20	*UNC Asheville	W, 14-6
3/20	*UNC Asheville	W, 4-3
3/21	*UNC Asheville	W, 4-3
3/23	South Carolina	L, 8-5
3/27	*Charleston Southern	W, 4-0
3/27	*Charleston Southern	W, 7-0
3/28	*Charleston Southern	L, 3-2
4/2	*at Liberty	L, 14-11
4/3	*at Liberty	W, 11-7
4/3	*at Liberty	L, 4-3
4/6	at Georgia Tech	L, 2-1
4/10	*at Radford	W, 12-7
4/10	*at Radford	L, 14-5
4/11	*at Radford	L, 7-2
4/13	at The Citadel	L, 4-3 (10)
4/17	*Coastal Carolina	W, 2-0
4/17	*Coastal Carolina	L, 2-1
4/18	*Coastal Carolina	W, 4-3
4/20	at Wake Forest	L, 13-7
4/22	Davidson	W, 10-9

4/23	at Appalachian State	W, 10-1
4/24	Elon	W, 10-2
4/24	Elon	W, 8-7
4/27	The Citadel	L, 18-4
5/7	at Clemson	L, 14-2
5/8	at High Point	W, 19-4
5/8	at High Point	L, 5-2
5/11	at Furman	W, 7-2
5/12	at Jacksonville	W, 3-2
5/13	at Florida Atlantic	L, 7-4
5/14	at Miami	L, 17-1
5/15	at Miami	L, 9-2
5/16	at Miami	L, 8-2
5/20	^vs. (5) Charleston Southern	W, 8-7
5/21	^vs. (4) Liberty	W, 13-0
5/22	^at (1) Coastal Carolina	W, 4-3
5/23	^at (1) Coastal Carolina	W, 6-3
5/28	\$.vs. (1) Tulane	W, 8-7
5/29	\$.at (2) Auburn	L, 8-6
5/29	\$.vs. (1) Tulane	L, 15-8
* BSC Game		
^ BSC Tournament – Conway, SC		
\$. NCAA Regional – Auburn, AL		

2000 (Big South)
Record: 30-33 (7-14)
Coach: Joe Hudak

2/5	at Auburn	L, 6-3
2/6	at Auburn	L, 11-5
2/12	at Mercer	W, 9-2
2/13	at Mercer	W, 13-2
2/16	at Wofford	W, 6-4
2/19	Appalachian State	W, 4-0
2/20	Appalachian State	W, 3-1
2/25	Kent State	L, 7-2
2/26	Kent State	W, 11-10
2/26	Kent State	L, 5-1
3/1	at The Citadel	W, 5-3
3/3	*Liberty	L, 7-1
3/5	*Liberty	L, 10-3
3/5	*Liberty	W, 7-2
3/8	*at Charleston Southern	W, 7-4
3/8	*at Charleston Southern	L, 4-3
3/10	Fairfield	W, 5-2
3/11	Marshall	W, 5-2
3/11	Ohio State	W, 7-2
3/12	Ohio State	L, 7-6
3/14	Fairfield	W, 5-4
3/17	Columbia	W, 3-0
3/17	Columbia	L, 5-2
3/18	Columbia	L, 3-2
3/18	Penn State	L, 4-3
3/19	Penn State	W, 9-8
3/23	Brown	W, 8-4
3/23	Brown	W, 4-3
3/24	Howard	W, 14-0
3/24	Howard	W, 3-1
3/27	vs. Pepperdine	W, 6-5
3/28	at Hawaii	W, 3-2

3/29	vs. Lewis-Clark State	L, 3-0
3/30	vs. Pepperdine	L, 14-2
3/31	at Hawaii	L, 11-2
4/1	vs. Lewis-Clark State	L, 5-1
4/6	at Davidson	L, 15-14
4/9	*at UNC Asheville	L, 5-4 (18)
4/9	*at UNC Asheville	W, 10-0
4/11	at Georgia Southern	W, 6-4
4/15	*at Coastal Carolina	W, 8-3
4/16	*at Coastal Carolina	L, 4-2
4/16	*at Coastal Carolina	L, 1-0
4/19	Wofford	L, 9-4
4/22	*Radford	L, 11-10
4/22	*Radford	L, 3-1
4/23	*Radford	W, 5-4
4/26	The Citadel	L, 11-1
5/2	Georgia Southern	W, 3-1
5/3	at North Carolina	L, 14-3
5/6	*at Elon	L, 16-1
5/6	*at Elon	L, 6-4
5/7	*at Elon	L, 13-3
5/9	*at Charleston Southern	L, 8-4
5/10	Davidson	W, 8-7
5/11	*at UNC Asheville	W, 13-6
5/13	*High Point	L, 6-0
5/13	*High Point	L, 3-1
5/14	*High Point	W, 9-2
5/18	^vs. (3) Radford	W, 7-5
5/18	^vs. (2) Charleston Southern	W, 8-7
5/19	^vs. (1) Liberty	L, 4-2
5/20	^vs. (2) Charleston Southern	L, 9-1

* BSC Game
 ^ BSC Tournament – Conway, SC
2001 (Big South)
Record: 46-14-1 (18-3)
Coach: Joe Hudak

2/10	Mercer	L, 7-5
2/11	Mercer	W, 9-6
2/16	Kentucky	W, 3-0
2/17	Appalachian State	W, 8-1
2/17	Kentucky	W, 10-7
2/18	Appalachian State	W, 6-2
2/20	at Florida	W, 11-7
2/21	at Florida	W, 14-5
2/23	Eastern Kentucky	W, 7-0
2/24	Indiana	W, 8-6
2/24	Wagner	W, 24-1
2/25	Indiana	T, 4-4
2/27	Wofford	W, 11-0
3/4	at Alabama	L, 12-0
3/4	at Alabama	L, 11-5
3/5	at Alabama	W, 4-3
3/9	Stony Brook	L, 2-1
3/10	Fairfield	W, 10-0
3/10	Stony Brook	W, 12-6
3/11	Fairfield	W, 12-9
3/13	at N.C. State	W, 5-3
3/14	Fairfield	W, 3-2

3/16	Western Michigan	W, 4-3
3/17	Western Michigan	L, 7-5
3/18	Western Michigan	W, 4-1
3/23	*Charleston Southern	W, 7-3
3/24	*Charleston Southern	W, 9-0
3/24	*Charleston Southern	W, 7-0
3/28	at North Carolina	W, 3-2
3/31	*at Liberty	W, 12-5
3/31	*at Liberty	W, 5-2
4/2	*at Liberty	W, 12-6
4/5	at Clemson	W, 8-4
4/7	*at Radford	W, 14-3
4/7	*at Radford	W, 14-3
4/8	*at Radford	W, 10-6
4/10	at Georgia	W, 10-5
4/11	at Georgia	L, 5-4
4/13	*Coastal Carolina	W, 7-6
4/14	*Coastal Carolina	L, 5-3
4/14	*Coastal Carolina	W, 5-1
4/17	Davidson	W, 7-0
4/18	at The Citadel	W, 9-7
4/21	*Elon	L, 4-2
4/21	*Elon	W, 12-4
4/22	*Elon	L, 7-4
4/25	The Citadel	L, 7-3
5/1	at Appalachian State	W, 5-0
5/2	at Wofford	L, 4-3
5/5	*at High Point	W, 13-5
5/5	*at High Point	W, 10-5
5/6	*at High Point	W, 9-7
5/8	at Kentucky	L, 3-1
5/11	*at UNC Asheville	W, 7-2
5/11	*at UNC Asheville	W, 4-2
5/12	*at UNC Asheville	W, 13-10
5/16	^vs. (8) Charleston Southern	W, 7-2
5/17	^vs. (4) Elon	W, 3-1
5/19	^vs. (2) Coastal Carolina	W, 2-0
5/19	^vs. (3) Liberty	L, 3-1
5/20	^vs. (2) Coastal Carolina	L, 3-2
5/25	\$vs. (3) South Florida	L, 7-2
5/26	\$vs. (4) UMBC	W, 6-0
5/27	\$vs. (3) South Florida	W, 6-1
5/27	\$vs. (1) East Carolina	L, 7-3

* BSC Game
 ^ BSC Tournament – Danville, VA
 \$ NCAA Regional – Wilson, NC
2002 (Big South)
Record: 29-30 (8-13)
Coach: Joe Hudak

2/9	Marshall	W, 11-3
2/10	Marshall	W, 12-0
2/16	at Florida	L, 12-11
2/17	at Florida	L, 8-4
2/19	at Georgia Southern	L, 7-0
2/22	Wagner	W, 7-0
2/23	Appalachian State	W, 5-3
2/24	Wagner	W, 11-4
2/24	Appalachian State	W, 5-4

3/1	Northern Illinois	W, 13-12
3/3	Akron	L, 10-6
3/3	West Virginia	W, 4-3
3/5	at Texas	L, 2-1
3/6	at Baylor	L, 17-6
3/8	at Georgia Tech	L, 6-4
3/9	at Georgia Tech	L, 7-5
3/10	at Georgia Tech	L, 8-1
3/15	Dayton	W, 4-3
3/16	Birmingham-Southern	W, 3-1
3/16	Dayton	L, 4-3
3/17	Birmingham-Southern	W, 6-2
3/23	*at Elon	L, 6-3
3/23	*at Elon	L, 1-0
3/24	*at Elon	L, 6-3
3/29	Kent State	W, 7-5
3/30	Kent State	W, 8-3
3/30	Kent State	L, 9-2
3/31	Kent State	L, 18-6
4/3	at Clemson	L, 6-4
4/6	*at UNC Asheville	L, 8-6
4/6	*at UNC Asheville	W, 10-6
4/7	*at UNC Asheville	L, 6-0
4/9	at N.C. State	L, 13-7
4/12	*Liberty	L, 12-8
4/13	*Liberty	L, 6-5
4/13	*Liberty	L, 11-8
4/17	at Appalachian State	L, 17-16
4/19	*Charleston Southern	W, 12-11
4/20	*Charleston Southern	W, 7-6
4/20	*Charleston Southern	W, 14-3
4/24	The Citadel	W, 5-0
4/27	Gardner-Webb	W, 7-3
4/28	Gardner-Webb	W, 4-3
5/2	at Appalachian State	W, 12-11
5/5	*High Point	L, 8-4
5/5	*High Point	W, 4-2
5/6	*High Point	L, 10-8
5/7	at The Citadel	W, 2-1
5/11	*Coastal Carolina	L, 7-3
5/11	*Coastal Carolina	L, 8-3
5/12	*Coastal Carolina	L, 3-0
5/14	Western Carolina	W, 3-2
5/17	*Radford	W, 11-2
5/18	*Radford	W, 4-0
5/18	*Radford	W, 7-3
5/22	^(3) Charleston Southern	W, 4-1
5/23	^(2) Elon	W, 9-5
5/24	^(1) Coastal Carolina	L, 4-3
5/25	^(4) Liberty	L, 8-2

* BSC Game
 ^ BSC Tournament – Rock Hill, SC

2003 (Big South) Record: 35-22 (15-4) Coach: Joe Hudak		
2/14	Cincinnati	W, 6-4
2/14	Cincinnati	W, 4-2
2/15	Cincinnati	L, 5-3
2/15	Cincinnati	W, 5-4
2/21	Wagner	W, 28-5
2/23	Delaware State	L, 2-1
2/23	Kent State	W, 8-2
3/1	La Salle	W, 17-6
3/2	La Salle	W, 11-1
3/2	La Salle	W, 6-4
3/3	La Salle	W, 13-6
3/4	at Clemson	L, 5-4
3/7	at LSU	L, 10-2
3/8	at LSU	L, 11-1
3/9	at LSU	L, 3-2
3/12	at Furman	W, 11-8
3/14	Birmingham-Southern	L, 10-3
3/16	Northern Illinois	L, 11-10
3/16	Michigan	L, 8-5
3/21	*Charleston Southern	L, 11-5
3/22	*Charleston Southern	W, 13-3
3/23	*Charleston Southern	W, 12-11
3/25	Charlotte	L, 17-8
3/26	at N.C. State	W, 8-5
3/28	*at Liberty	W, 5-1
3/29	*at Liberty	W, 11-8
3/29	*at Liberty	W, 7-0
4/2	at Georgia Tech	L, 7-5
4/4	*UNC Asheville	W, 11-3
4/5	*UNC Asheville	W, 4-1
4/6	*UNC Asheville	W, 9-3
4/9	at Georgia	L, 5-0
4/9	at Georgia	W, 3-2
4/12	NYIT	W, 9-5
4/12	NYIT	W, 8-1
4/13	NYIT	W, 11-4
4/15	at Charlotte	L, 14-5
4/16	The Citadel	W, 6-5
4/19	*Elon	W, 7-4
4/19	*Elon	W, 8-2
4/23	at The Citadel	L, 10-3
4/26	*Coastal Carolina	L, 12-11
4/26	*Coastal Carolina	L, 4-2
4/27	*Coastal Carolina	W, 12-6
4/30	Furman	W, 15-5
5/3	James Madison	W, 7-3
5/4	James Madison	W, 4-2
5/7	Georgia Southern	L, 11-9
5/9	*at High Point	W, 4-2
5/10	*at High Point	L, 3-2 (10)
5/11	*at High Point	W, 7-1
5/13	at Mississippi State	L, 9-3
5/16	*at Radford	W, 11-1
5/17	*at Radford	W, 15-2
5/23	^(6) Liberty	W, 2-1
5/24	^(4) UNC Asheville	L, 9-1

5/24 ^ (3) Elon L, 8-1
 * BSC Game
 ^ BSC Tournament – Rock Hill, SC

2004 (Big South)
Record: 37-23 (16-8)
Coach: Joe Hudak

2/14 Maryland W, 7-6
 2/19 Akron W, 18-3
 2/20 Akron L, 3-2
 2/21 Stony Brook W, 10-6
 2/21 Appalachian State W, 8-1
 2/27 vs. Notre Dame L, 19-6
 2/28 vs. Minnesota L, 7-4
 2/29 at Florida Atlantic L, 14-4
 3/4 North Carolina A&T W, 4-2
 3/7 Wake Forest W, 3-1
 3/7 Wake Forest L, 4-2
 3/10 Seton Hall W, 8-2
 3/10 Seton Hall W, 11-1
 3/12 at South Alabama L, 13-2
 3/13 vs. McNeese State L, 7-1
 3/14 vs. Ohio State L, 6-4
 3/17 at Charlotte W, 8-6
 3/20 Illinois W, 8-6 (11)
 3/21 Illinois L, 6-3
 3/23 Illinois W, 9-2
 3/24 The Citadel L, 5-4
 3/26 *High Point W, 12-9
 3/27 *High Point W, 8-1
 3/28 *High Point W, 14-2
 3/30 at #25 College of Charleston L, 3-0
 4/2 *at Coastal Carolina L, 13-2
 4/4 *at Coastal Carolina W, 9-5
 4/5 *at Coastal Carolina W, 21-13
 4/7 at Furman W, 11-6
 4/9 *Liberty W, 7-1
 4/9 *Liberty L, 3-2
 4/10 *Liberty W, 6-0
 4/13 at Clemson L, 9-5
 4/16 *at Charleston Southern W, 6-5
 4/17 *at Charleston Southern W, 12-9
 4/17 *at Charleston Southern W, 11-1
 4/20 at Georgia Tech L, 7-6 (13)
 4/23 *at VMI W, 14-3
 4/24 *at VMI L, 5-1
 4/25 *at VMI W, 17-2
 4/28 #24 College of Charleston W, 7-2
 5/1 Florida Atlantic W, 4-3
 5/1 Florida Atlantic W, 3-1
 5/2 Florida Atlantic W, 4-1
 5/5 Furman W, 11-6
 5/7 *Birmingham-Southern L, 4-1
 5/8 *Birmingham-Southern L, 19-10
 5/9 *Birmingham-Southern L, 10-8 (10)
 5/14 *Radford W, 2-1 (11)
 5/15 *Radford L, 8-7
 5/16 *Radford W, 5-4
 5/18 at The Citadel W, 5-2

5/21 *at UNC Asheville W, 13-3
 5/22 *at UNC Asheville L, 10-3
 5/23 *at UNC Asheville W, 6-3
 5/26 ^ (5) UNC Asheville W, 2-1
 5/27 ^ (3) Coastal Carolina L, 8-4
 5/28 ^ (5) UNC Asheville W, 8-1
 5/28 ^ (1) Birmingham-Southern L, 9-7

* BSC Game
 ^ BSC Tournament – Rock Hill, SC

2005 (Big South)
Record: 44-22 (19-5)
Coach: Joe Hudak

2/10 Wake Forest W, 8-0
 2/11 Western Kentucky W, 7-6
 2/12 Maryland W, 8-0
 2/13 Wake Forest W, 10-6
 2/15 Charlotte W, 8-1
 2/17 Missouri W, 7-4
 2/18 Akron W, 9-3
 2/19 Missouri L, 10-3
 2/20 Gardner-Webb W, 5-4
 2/25 Wagner W, 10-3
 2/26 Illinois L, 7-6
 2/27 Kent State L, 11-10
 3/2 at College of Charleston W, 8-6
 3/4 *Charleston Southern W, 3-0
 3/5 *Charleston Southern W, 12-3
 3/6 *Charleston Southern W, 9-2
 3/9 at Clemson W, 8-2
 3/11 at Pepperdine L, 4-1
 3/12 at Cal State Northridge W, 13-1
 3/13 at #23 Oregon State L, 8-2
 3/15 at Hawaii W, 4-3
 3/16 at Hawaii W, 11-3
 3/23 Fordham L, 3-2
 3/25 *at Radford W, 11-7
 3/26 *at Radford W, 8-2
 3/26 *at Radford W, 6-1
 3/29 at North Carolina L, 15-5
 4/2 *at Liberty W, 8-2
 4/3 *at Liberty L, 5-4
 4/4 *at Liberty L, 6-2
 4/6 at Charlotte L, 4-2
 4/8 at #3 Georgia Tech L, 6-1
 4/9 at #3 Georgia Tech W, 12-9
 4/10 at #3 Georgia Tech L, 20-3
 4/15 *UNC Asheville W, 11-0
 4/16 *UNC Asheville W, 8-3
 4/17 *UNC Asheville W, 8-3
 4/19 at Wake Forest L, 7-6
 4/20 at The Citadel W, 6-2
 4/23 *VMI W, 3-0
 4/23 *VMI W, 6-1
 4/24 *VMI W, 5-2
 4/26 College of Charleston L, 4-1
 4/30 Troy W, 17-3
 5/1 Troy W, 11-2
 5/4 The Citadel W, 13-6

5/7 *at High Point W, 9-3
 5/8 *at High Point W, 12-6
 5/9 *at High Point W, 8-2
 5/10 at #8 North Carolina L, 13-5
 5/13 *at Birmingham-Southern L, 3-2
 5/14 *at Birmingham-Southern W, 5-3
 5/15 *at Birmingham-Southern W, 8-3
 5/17 Longwood W, 6-5
 5/18 Georgia L, 10-6
 5/20 *Coastal Carolina W, 4-2
 5/21 *Coastal Carolina L, 7-6
 5/22 *Coastal Carolina L, 6-2
 5/25 ^vs. (5) VMI W, 11-1
 5/26 ^vs. (4) Liberty W, 7-2
 5/27 ^at (1) Coastal Carolina W, 10-4
 5/28 ^at (1) Coastal Carolina L, 4-3
 5/28 ^at (1) Coastal Carolina W, 13-7
 6/3 \$vs. (3) Wichita State W, 2-1
 6/4 \$at (1) Tennessee L, 3-2
 6/5 \$vs. (3) Wichita State L, 3-2
 * BSC Game
 ^ BSC Tournament – Conway, SC
 \$ NCAA Regional – Knoxville, TN

2006 (Big South)
Record: 46-18 (17-7)
Coach: Joe Hudak

2/3 at #16 Miami L, 16-4
 2/5 at #16 Miami W, 8-3
 (10)
 2/5 at #16 Miami W, 4-3
 2/11 at Alabama W, 9-6
 (10)
 2/12 at Alabama L, 7-4
 2/13 at Alabama W, 4-3
 2/17 Maryland W, 10-3
 2/17 Evansville W, 3-2
 2/19 Gardner-Webb W, 11-4
 2/24 Xavier W, 5-1
 2/25 Xavier W, 5-3
 2/26 Xavier W, 15-3
 2/28 North Carolina A&T W, 5-4
 3/3 Kent State L, 7-5
 3/4 Kent State L, 12-0
 3/5 Kent State W, 6-5
 3/10 at Duke W, 13-8
 3/11 at Duke W, 13-8
 3/12 Duke W, 6-1
 3/14 at #1 Florida State L, 10-0
 3/17 Wagner W, 10-0
 3/18 Michigan W, 5-3
 3/19 George Washington W, 16-0
 3/24 *Liberty W, 13-1
 3/25 *Liberty W, 8-7
 3/26 *Liberty W, 10-8
 3/29 at The Citadel W, 7-1
 3/31 *Birmingham-Southern L, 10-6
 4/1 *Birmingham-Southern W, 4-3
 4/2 *Birmingham-Southern L, 3-2

4/4 at College of Charleston L, 8-3
 4/5 Wake Forest W, 5-0
 4/7 *at Coastal Carolina W, 8-0
 4/9 *at Coastal Carolina L, 14-13
 4/9 *at Coastal Carolina W, 8-2
 4/11 College of Charleston L, 5-2
 4/14 *at UNC Asheville W, 11-4
 4/15 *at UNC Asheville W, 13-11
 4/15 *at UNC Asheville W, 15-6
 4/18 at #4 Clemson W, 6-3
 4/21 *Radford W, 15-1
 4/22 *Radford L, 5-2
 4/23 *Radford L, 8-6
 4/29 Stony Brook W, 14-3
 4/30 Stony Brook W, 5-4
 5/3 The Citadel W, 8-2
 5/5 *at Charleston Southern W, 23-6
 5/6 *at Charleston Southern W, 8-5
 5/7 *at Charleston Southern W, 8-6
 5/10 at #1 North Carolina W, 12-8 (11)
 5/12 *High Point W, 6-5
 5/13 *High Point W, 3-1
 5/14 *High Point W, 10-1
 5/19 *at VMI W, 10-5
 5/20 *at VMI L, 10-4
 5/21 *at VMI L, 7-3
 5/24 ^vs. (5) Liberty L, 9-6
 5/25 ^vs. (1) Birmingham-Southern W, 4-3
 5/26 ^at (3) Coastal Carolina W, 4-3 (10)
 5/27 ^vs. (5) Liberty L, 11-7
 6/2 \$vs. (3) UNC Wilmington W, 14-2
 6/3 \$at (1) North Carolina L, 14-4
 6/4 \$vs. (3) UNC Wilmington W, 5-3
 6/4 \$at (1) North Carolina L, 14-2
 * BSC Game
 ^ BSC Tournament – Conway, SC
 \$ NCAA Regional – Chapel Hill, NC

2007 (Big South)
Record: 33-27 (15-6)
Coach: Joe Hudak

2/2 at #13 UCLA L, 2-1
 2/3 at #13 UCLA W, 6-4
 2/4 at #13 UCLA L, 19-5
 2/9 Maryland W, 7-5
 2/10 Creighton W, 4-3 (10)
 2/11 Gardner-Webb W, 6-1
 2/16 Xavier W, 3-2
 2/17 Xavier W, 8-2
 2/18 Xavier W, 3-2
 2/23 Miami (OH) L, 6-5
 2/24 Miami (OH) L, 6-2
 2/24 Miami (OH) W, 5-4 (10)
 2/27 at Georgia L, 7-6
 2/28 at #2 Clemson L, 6-4
 3/2 Temple L, 5-4 (10)
 3/3 Kent State W, 9-1
 3/4 East Tennessee State W, 5-2
 3/9 vs. Mississippi State W, 7-6 (10)

3/10	vs. San Francisco	L, 7-2
3/11	at Baylor	L, 5-2
3/14	at Texas	L, 7-1
3/17	Wagner	W, 11-2
3/17	Wagner	L, 12-7
3/18	Wagner	W, 3-1
3/20	at The Citadel	L, 8-3
3/21	Wake Forest	L, 10-8
3/23	*#30 VMI	W, 4-2
3/24	*#30 VMI	W, 4-2
3/25	*#30 VMI	W, 9-5
3/28	at Wake Forest	W, 15-9
3/30	*UNC Asheville	L, 7-6
3/31	*UNC Asheville	W, 5-2
4/1	*UNC Asheville	W, 8-3
4/3	at Charlotte	L, 8-5
4/6	*at Radford	W, 11-3
4/6	*at Radford	W, 6-1
4/7	*at Radford	W, 11-5
4/13	Northeastern	L, 3-2
4/13	Northeastern	L, 11-2
4/14	Northeastern	L, 5-4
4/18	#30 College of Charleston	L, 11-9 (10)
4/20	*Charleston Southern	W, 5-1
4/21	*Charleston Southern	W, 5-0
4/22	*Charleston Southern	W, 14-7
4/24	North Carolina A&T	W, 22-2
5/2	at #24 College of Charleston	W, 16-14
5/6	*at High Point	W, 11-2
5/7	*at High Point	W, 6-1
5/8	*at High Point	W, 5-4
5/11	*at Liberty	L, 5-4
5/12	*at Liberty	L, 6-5
5/13	*at Liberty	L, 9-6
5/15	at #3 North Carolina	L, 8-7
5/18	*#15 Coastal Carolina	W, 6-2
5/19	*#15 Coastal Carolina	L, 10-5
5/20	*#15 Coastal Carolina	L, 7-2
5/23	^ (5) High Point	W, 6-5
5/24	^ (3) Liberty	W, 4-1
5/25	^ (1) Coastal Carolina	L, 13-4
5/25	^ (3) Liberty	L, 11-0

* BSC Game
^ BSC Tournament – Rock Hill, SC

**2009 (Big South)
Record: 26-34 (11-10)
Coach: Joe Hudak**

2/23	Evansville	W, 11-1
2/24	St. John's	L, 4-3
2/25	Gardner-Webb	W, 17-5
2/26	St. John's	L, 2-0
2/28	#2 North Carolina	L, 6-1
2/29	#24 St. John's	L, 3-2 (10)
3/1	Kent State	L, 5-3
3/2	Kent State	W, 5-0
3/7	Southern California	L, 7-3
3/8	Southern California	L, 9-2
3/9	Southern California	L, 7-1

3/11	at Elon	L, 8-7
3/12	College of Charleston	L, 17-6
3/14	at #9 Rice	L, 10-4
3/15	at #9 Rice	L, 12-2
3/16	at #9 Rice	L, 10-6
3/17	at #11 Rice	L, 9-1
3/19	at Prairie View A&M	W, 15-2
3/19	at Prairie View A&M	W, 16-1
3/21	Wagner	W, 10-6
3/22	Wagner	L, 5-2 (10)
3/23	Wagner	W, 4-1
3/24	Wagner	W, 5-4
3/26	at The Citadel	W, 11-6
3/28	*at VMI	W, 11-3
3/29	*at VMI	L, 5-4
3/30	*at VMI	W, 4-0
4/2	at College of Charleston	L, 5-4
4/4	*at #21 Coastal Carolina	L, 2-1
4/6	*at #21 Coastal Carolina	L, 5-1
4/6	*at #21 Coastal Carolina	W, 8-1
4/8	at #11 Georgia	W, 5-1
4/11	*High Point	L, 4-3
4/12	*High Point	W, 5-4
4/13	*High Point	W, 3-0
4/16	at Wake Forest	L, 10-8
4/18	*at Charleston Southern	L, 9-4
4/19	*at Charleston Southern	L, 13-5
4/19	*at Charleston Southern	W, 21-15
4/23	Elon	L, 9-3
4/25	*Liberty	W, 10-5
4/26	*Liberty	L, 7-6
4/27	*Liberty	W, 8-7
4/29	Charlotte	L, 7-5
5/2	Lipscomb	W, 6-2
5/3	Lipscomb	W, 4-2
5/3	Lipscomb	L, 5-1
5/4	Lipscomb	W, 6-4
5/7	The Citadel	L, 14-7
5/9	*Radford	L, 7-3
5/10	*Radford	L, 8-4
5/10	*Radford	W, 5-3
5/13	at #2 North Carolina	L, 4-1
5/16	*at UNC Asheville	W, 13-12 (10)
5/17	*at UNC Asheville	W, 10-1
5/18	*at UNC Asheville	L, 10-8
5/21	^vs. (3) VMI	W, 7-2
5/22	^vs. (6) Radford	W, 13-9
5/23	^vs. (1) Coastal Carolina	L, 8-6
5/23	^vs. (2) Liberty	L, 15-3

* BSC Game
^ BSC Tournament – Danville, VA

2009 (Big South) Record: 35-25 (18-9) Coach: Joe Hudak		
2/20	Eastern Michigan	W, 17-9
2/21	George Washington	W, 11-5
2/21	Eastern Michigan	W, 8-1
2/22	George Washington	W, 18-2
2/25	North Carolina A&T	W, 10-5
2/27	Wagner	W, 10-4
2/27	Kent State	L, 9-6
3/3	at Georgia Southern	L, 5-4
3/4	East Tennessee State	W, 8-4
3/6	*at High Point	W, 4-3
3/7	*at High Point	W, 3-1
3/8	*at High Point	W, 8-4
3/10	Wake Forest	L, 6-4
3/13	at Southern California	W, 5-2
3/14	at Southern California	L, 12-7
3/15	at Southern California	L, 12-3
3/16	at Southern California	L, 10-2
3/18	Georgia Southern	W, 5-2
3/20	*#10 Coastal Carolina	L, 7-2
3/21	*#10 Coastal Carolina	W, 6-4
3/22	*#10 Coastal Carolina	W, 7-2
3/24	Charlotte	L, 2-0
3/27	*at Radford	W, 12-3
3/28	*at Radford	L, 7-5
3/29	*at Radford	L, 4-3
4/1	at The Citadel	W, 12-9
4/3	Charleston Southern	W, 10-4
4/4	Charleston Southern	W, 7-2
4/5	Charleston Southern	W, 2-1
4/8	at #5 Georgia	W, 7-4
4/8	at #5 Georgia	L, 13-2
4/10	*at Presbyterian College	W, 13-4
4/11	*at Presbyterian College	W, 8-4
4/11	*at Presbyterian College	W, 10-9
4/14	North Carolina A&T	W, 17-7
4/15	at #4 North Carolina	L, 20-4
4/17	*at Liberty	L, 8-5
4/18	*at Liberty	L, 5-3
4/18	*at Liberty	L, 10-5
4/18	at Charlotte	W, 7-2
4/22	The Citadel	L, 16-11
4/24	*VMI	W, 11-10
4/25	*VMI	L, 6-5
4/26	*VMI	L, 6-5
5/1	*UNC Asheville	W, 11-3
5/2	*UNC Asheville	W, 5-4
5/3	*UNC Asheville	W, 15-0
5/5	North Carolina Central	W, 9-1
5/8	at #4 Arizona State	L, 14-3
5/9	at #4 Arizona State	L, 10-9
5/10	at #4 Arizona State	L, 5-0
5/12	at Wake Forest	L, 4-2
5/14	*Gardner-Webb	W, 4-2
5/15	*Gardner-Webb	W, 9-7
5/16	*Gardner-Webb	L, 10-7
5/20	^vs. (6) High Point	L, 7-4

5/21	^vs. (8) VMI	W, 8-4
5/22	^vs. (4) Radford	W, 21-3
5/23	^vs. (3) Liberty	W, 6-1
5/23	^vs. (1) Coastal Carolina	L, 7-1

* BSC Game
^ BSC Tournament – Asheville, NC

**2010 (Big South)
Record: 27-30 (13-14)
Coach: Joe Hudak**

2/19	Northwestern	W, 8-4
2/20	George Mason	W, 11-4
2/21	Marist	W, 19-4
2/22	Marist	W, 10-9
2/26	Wagner	W, 3-2
2/27	Wagner	W, 4-3
2/28	Wagner	W, 16-4
3/5	at Texas A&M	L, 7-0
3/6	at Texas A&M	L, 12-4
3/7	at Texas A&M	L, 2-1
3/11	Toledo	L, 5-4
3/12	Toledo	W, 5-4
3/13	Canisius	W, 3-2
3/14	Canisius	L, 3-1
3/16	Harvard	W, 12-5
3/18	Columbia	L, 4-2
3/19	Columbia	W, 11-5
3/20	Kent State	L, 16-10
3/20	Penn State	W, 14-13 (10)
3/24	at The Citadel	L, 7-3
3/26	*High Point	L, 15-4
3/27	*High Point	L, 15-9
3/27	*High Point	W, 8-4
3/30	at #22 North Carolina	L, 14-5
4/2	*at Gardner-Webb	L, 5-4
4/3	*at Gardner-Webb	L, 3-1
4/3	*at Gardner-Webb	L, 4-3
4/7	The Citadel	L, 10-8 (11)
4/9	*at Charleston Southern	L, 7-5
4/10	*at Charleston Southern	W, 2-1
4/11	*at Charleston Southern	W, 7-3
4/14	at Charlotte	L, 16-5
4/16	*at UNC Asheville	W, 12-11 (13)
4/17	*at UNC Asheville	W, 15-3
4/18	*at UNC Asheville	W, 10-8
4/21	at Georgia	L, 4-2
4/23	*Radford	L, 15-9
4/25	*Radford	W, 8-5
4/25	*Radford	L, 9-4
5/1	*Presbyterian College	W, 15-12
5/1	*Presbyterian College	W, 4-0
5/2	*Presbyterian College	L, 8-7 (13)
5/5	at #4 South Carolina	L, 14-6
5/8	*at #4 Coastal Carolina	L, 20-3
5/9	*at #4 Coastal Carolina	L, 11-7
5/10	*at #4 Coastal Carolina	L, 10-4
5/14	*at VMI	W, 6-5
5/15	*at VMI	W, 8-2
5/16	*at VMI	L, 7-5

5/18	The Citadel	L, 10-4
5/20	*Liberty	L, 8-2
5/21	*Liberty	W, 11-2
5/22	*Liberty	W, 8-5
5/25	^ (8) Gardner-Webb	W, 4-3
5/26	^at (2) Liberty	L, 7-2
5/27	^ (6) VMI	W, 11-6
5/28	^at (2) Liberty	L, 9-7

* BSC Game
 ^ BSC Tournament – Rock Hill, SC

2011 (Big South)

Record: 27-30 (15-12)

Coach: Tom Riginos

2/18	at San Diego State	W, 14-9
2/19	at #28 San Diego	L, 7-5
2/20	at San Diego State	L, 6-1
2/25	Wagner	W, 9-2
2/26	Kent State	L, 13-0
2/26	Wagner	L, 8-5
2/27	Kent State	L, 8-6
3/4	Notre Dame	W, 4-2
3/4	Manhattan	W, 10-3
3/5	Notre Dame	W, 7-2
3/11	Michigan	W, 8-5
3/12	Stony Brook	L, 4-3
3/12	Michigan	L, 9-8
3/13	Stony Brook	L, 10-9
3/16	at The Citadel	W, 3-1
3/18	*VMI	W, 2-1
3/19	*VMI	W, 7-6 (10)
3/20	*VMI	L, 10-2
3/22	at #1 Florida	L, 22-5
3/23	at #1 Florida	L, 10-0
3/25	*at Liberty	L, 5-2
3/25	*at Liberty	W, 2-1
3/26	*at Liberty	L, 16-7
3/29	Furman	W, 10-0
4/1	*at High Point	W, 7-3
4/2	*at High Point	W, 7-5
4/3	*at High Point	W, 10-8
4/5	at #7 North Carolina	L, 12-6
4/6	The Citadel	W, 9-0
4/8	*UNC Asheville	W, 5-4
4/9	*UNC Asheville	W, 10-2
4/10	*UNC Asheville	L, 2-1
4/12	at Furman	L, 4-3
4/13	Wake Forest	W, 6-5 (10)
4/15	*at Radford	L, 9-6
4/17	*at Radford	L, 7-4
4/17	*at Radford	L, 5-4
4/19	at Wake Forest	L, 9-8 (11)
4/22	*Charleston Southern	W, 3-2 (10)
4/23	*Charleston Southern	L, 7-6
4/23	*Charleston Southern	L, 7-3
4/26	#25 Charlotte	L, 4-3
4/30	Mercer	L, 5-1
4/30	Mercer	W, 6-3
5/1	Mercer	W, 7-6

5/4	at The Citadel	L, 7-4
5/6	*at Presbyterian College	W, 15-1
5/7	*at Presbyterian College	W, 7-6
5/8	*at Presbyterian College	L, 6-3
5/13	*#24 Coastal Carolina	W, 3-2 (10)
5/14	*#24 Coastal Carolina	W, 6-5 (13)
5/15	*#24 Coastal Carolina	L, 5-0
5/19	*Gardner-Webb	W, 9-2
5/20	*Gardner-Webb	W, 4-1
5/21	*Gardner-Webb	L, 6-1
5/25	^vs. (3) Charleston Southern	L, 9-3
5/26	^vs. (1) Coastal Carolina	L, 10-6

* BSC Game
 ^ BSC Tournament – Lexington, VA

2012

Record: 17-35 (9-14)

Coach: Tom Riginos

2/17	#9 Georgia Tech	L, 5-0
2/18	Kent State	L, 11-3
2/18	#9 Georgia Tech	L, 5-3
2/21	Western Carolina	L, 13-3
2/24	at #9 Georgia	L, 13-5
2/25	at #9 Georgia	L, 2-1
2/26	at #9 Georgia	L, 3-0
2/28	Charlotte	L, 7-1
3/1	vs. Northern Illinois	W, 14-7
3/2	vs. #24 Oregon State	L, 9-4
3/3	vs. #11 Arizona State	L, 17-2
3/4	vs. Saint Louis	L, 6-2
3/7	College of Charleston	L, 6-3
3/9	Holy Cross	L, 3-0
3/10	Holy Cross	W, 3-2
3/11	Holy Cross	L, 4-3 (10)
3/12	Valparaiso	W, 8-6
3/14	at The Citadel	L, 9-2
3/16	Rider	W, 4-0
3/17	Rider	W, 5-2
3/18	Rider	W, 5-2
3/21	at Charlotte	L, 7-4
3/23	*Campbell	L, 8-0
3/24	*Campbell	L, 7-6 (12)
3/24	*Campbell	L, 6-4
3/28	Furman	W, 5-2
3/30	*at Gardner-Webb	W, 4-1
3/31	*at Gardner-Webb	L, 5-1
4/1	*at Gardner-Webb	W, 5-3
4/3	at Clemson	L, 11-0
4/6	*at VMI	L, 10-4
4/7	*at VMI	W, 6-5
4/7	*at VMI	W, 7-4
4/10	at College of Charleston	L, 16-3
4/13	*Liberty	L, 7-0
4/14	*Liberty	W, 6-5
4/15	*Liberty	L, 11-1
4/17	The Citadel	L, 10-3
4/20	*Radford	L, 7-1
4/20	*Radford	W, 9-8 (10)
4/21	*Radford	L, 9-0

4/24	Wake Forest	L, 5-2
5/2	at #10 North Carolina	L, 2-0
5/4	*at Charleston Southern	L, 5-4
5/5	*at Charleston Southern	L, 6-2
5/6	*at Charleston Southern	W, 2-1
5/11	*at #29 Coastal Carolina	L, 4-1
5/12	*at #29 Coastal Carolina	W, 6-5
5/15	at Western Carolina	W, 11-5
5/17	*High Point	W, 8-3
5/18	*High Point	L, 7-0
5/19	*High Point	L, 4-2

* BSC Game

2013

Record: 21-33 (9-16)

Coach: Tom Riginos

2/15	Maryland Eastern-Shore	W, 2-1 (10)
2/17	Maryland Eastern-Shore	L, 7-4 (10)
2/20	at The Citadel	L, 6-4
2/21	Delaware State	W, 3-2
2/23	Delaware State	L, 5-0
2/24	Eastern Kentucky	L, 7-6
2/24	Delaware State	L, 6-5
2/27	at Clemson	W, 3-2 (11)
3/1	at UCF	L, 3-0
3/2	at UCF	L, 12-7
3/3	at UCF	L, 7-6
3/6	The Citadel	L, 3-1
3/8	Penn	L, 6-4
3/9	Penn	L, 7-0
3/10	Penn	W, 5-2
3/12	at East Tennessee	W, 2-1
3/15	Rhode Island	L, 4-0
3/16	Rhode Island	L, 4-2
3/17	Rhode Island	L, 2-1
3/17	Rider	W, 5-2
3/20	East Tennessee	W, 3-2
3/22	*Presbyterian College	L, 9-3
3/23	*Presbyterian College	L, 4-3 (10)
3/23	*Presbyterian College	L, 9-3
3/26	Davidson	W, 8-4
3/27	at #1 North Carolina	L, 6-2
3/29	*Gardner-Webb	L, 5-1
3/30	*Gardner-Webb	L, 5-1
4/30	*Gardner-Webb	W, 4-2
4/2	Wofford	W, 6-1
4/6	*at Radford	L, 6-5 (13)
4/6	*at Radford	L, 11-7
4/7	*at Radford	L, 7-5
4/9	at Charlotte	W, 6-5
4/10	Furman	W, 13-4
4/12	*Coastal Carolina	L, 3-2
4/13	*Coastal Carolina	L, 13-2
4/14	*Coastal Carolina	L, 4-3
4/16	at Davidson	W, 5-3
4/17	Charlotte	W, 11-2
4/20	*Liberty	W, 3-2
4/20	*Liberty	L, 4-1
4/21	*Liberty	L, 3-1

4/23	Wake Forest	L, 10-2
4/30	at Wofford	L, 7-3
5/1	at Furman	L, 6-1
5/3	*Charleston Southern	W, 8-3
5/4	*Charleston Southern	L, 6-3
5/4	*Charleston Southern	W, 3-1
5/10	*at VMI	W, 4-1
5/11	*at VMI	L, 7-0
5/12	*at VMI	W, 5-4
5/14	at Wake Forest	W, 5-2
5/16	*at UNC Asheville	L, 7-3
5/17	*at UNC Asheville	W, 3-2

* BSC Game

Yearly Leaders

HITTING

Batting Avg.

1980	.390 – Tommy Nagel
1981	.398 – Brian Brangi
1982	.412 – Danny Poole
1983	.364 – Scott Swarm
1984	.363 – Jimmy Malseed
1985	.413 – Scott Goins
1986	.445 – Jeff Dodig
1987	.515 – Scott Goins
1988	.386 – Art Inabinet
1989	.363 – Ryan Scott
1990	.351 – Morrall Clyburn
1991	.339 – Donald Gilbert
1992	.349 – Dwight Hottle
1993	.317 – Heyward Bracey
1994	.341 – Jeff Cisar
1995	.370 – Tony Costantino
1996	.396 – Jeremy Keller
1997	.370 – Jeff Cisar
1998	.373 – Joe Colameco
1999	.349 – Todd Leathers
2000	.345 – Jason Colson
2001	.360 – Todd Leathers
2002	.360 – Todd Friedman
2003	.377 – Matt Matkovich
2004	.351 – Grant Neidenfeuhr
2005	.362 – Jacob Dempsey
2006	.403 – Jacob Dempsey
2007	.336 – John Murrian
2008	.340 – Eddie Tisdale
2009	.393 – Eddie Tisdale
2010	.361 – Tyler Cook
2011	.342 – Eddie Rohan
2012	.279 – TJ Olesczuk
2013	.300 -- Cody Dolan

Slugging Pct.

1980	.638 – Tommy Nagel
1981	.577 – Brian Brangi
1982	.672 – Eddie Eargle
1983	.538 – Scott Swarm
1984	.670 – Jimmy Malseed
1985	.623 – Jeff Dodig
1986	.685 – Jeff Dodig
1987	.836 – Scott Goins
1988	.758 – Art Inabinet
1989	.582 – Brian Kallestad
1990	.518 – Morrall Clyburn

1991	.561 – Donald Gilbert
1992	.550 – Brian Adams
1993	.619 – Heyward Bracey
1994	.535 – Jeremy Keller
1995	.612 – Jeremy Keller
1996	.706 – Jeremy Keller
1997	.635 – Jeff Cisar
1998	.659 – Rick Kobsik
1999	.592 – Jason Colson
2000	.621 – Jason Colson
2001	.622 – Todd Leathers
2002	.618 – Bennett Stapf
2003	.623 – Daniel Carte
2004	.551 – Jacob Dempsey
2005	.637 – Daniel Carte
2006	.738 – Jacob Dempsey
2007	.503 – Billy Froehlich
2008	.536 – Eddie Rohan
2009	.612 – Eddie Rohan
2010	.635 – Chas Crane
2011	.492 – Eddie Rohan
2012	.447 – Patrick Gamblin
2013	.416 -- Cody Dolan

On-Base Pct.

1980	.473 – Tommy Nagel
1981	.516 – Brian Brangi
1982	.429 – Eddie Eargle
1983	.476 – Scott Swarm
1984	.492 – Jimmy Malseed
1985	.493 – Scott Goins
1986	.538 – Jeff Dodig
1987	.554 – Scott Goins
1988	.455 – Art Inabinet
1989	.434 – Brian Kallestad
1990	.418 – Donald Gilbert
1991	.401 – Brian Adams
1992	.432 – Jay Nelson
1993	.426 – Jay Ostermeyer
1994	.437 – Garret Zohner
1995	.463 – Jeremy Keller
1996	.496 – Jeremy Keller
1997	.456 – Tony Costantino
1998	.452 – Joe Colameco
1999	.470 – Jordan Webb
2000	.440 – Jason Colson
2001	.439 – Todd Leathers
2002	.436 – Todd Friedman
2003	.502 – Matt Matkovich

2004	.436 – Daniel Carte
2005	.447 – Chris Carrara
2006	.492 – Jacob Dempsey
2007	.413 – Chris Carrara
2008	.398 – Billy Froehlich
2009	.479 – Kevin Nolan
2010	.436 – Tyler Cook
2011	.442 – Eddie Rohan
2012	.378 – Chas Crane
2013	.378 -- Cody Dolan -- Matt Lobacz

At-Bats

1980	152 – Eddie Eargle
1981	213 – Eddie Eargle
1982	137 – Eddie Eargle
1983	158 – Stan Loyd
1984	156 – Jim Thrift
1985	210 – Ricky Burkett
1986	160 – Jay Perez
1987	171 – Scott Goins
1988	138 – Jeff Garbett
1989	125 – Carey Killian
1990	194 – Donald Gilbert
1991	171 – Donald Gilbert
1992	218 – Brian Adams
1993	204 – Chris Bevil
1994	185 – Jeff Cisar
1995	230 – Tony Costantino
1996	215 – Jeff Cisar
1997	219 – Jeff Cisar
1998	209 – Joe Colameco
1999	240 – Jason Colson
2000	245 – Todd Leathers
2001	267 – Todd Leathers
2002	214 – Stas Swerdzewski
2003	231 – Kyle Roberson
2004	242 – David Scoggin
2005	270 – Daniel Carte
2006	269 – Chris Carrara
2007	235 – Chris Carrara
2008	248 – Kevin Nolan
2009	242 – Eddie Tisdale
2010	233 – Sean Sullivan
2011	212 – Adam Gliebe
2012	205 – Matt Lobacz
2013	190 -- Cody Dolan

Runs Scored

1980	48 – Brian Brangi
1981	66 – Brian Brangi
1982	41 – Steve Kirby
1983	49 – Stan Loyd
1984	45 – Jim Thrift
1985	72 – Jimmy Malseed
1986	60 – Jeff Dodig
1987	71 – Scott Goins
1988	39 – Jimmy Huestess
1989	30 – Steve Oaks
1990	35 – Donald Gilbert
1991	34 – Donald Gilbert
1992	50 – Jay Nelson
1993	52 – Heyward Bracey
1994	53 – Tony Costantino
1995	55 – Tony Costantino
1996	62 – Tony Costantino
1997	64 – Tony Costantino
1998	61 – Joe Colameco
1999	60 – Jordan Webb
2000	48 – Jason Colson
2001	69 – Todd Leathers
2002	50 – Todd Leathers
2003	57 – Daniel Carte
2004	54 – Daniel Carte
2005	72 – Chris Carrara
2006	73 – Chris Carrara
2007	55 – Chris Carrara
2008	50 – Billy Froehlich
2009	61 – Eddie Tisdale
2010	51 – Matt Thielepape
2011	37 – Chas Crane 37 – Patrick Gamblin
2012	30 – Jason Driver
2013	30 -- Cody Dolan

Hits

1980	55 – Tommy Nagel
1981	80 – Brian Brangi
1982	55 – Eddie Eargle
1983	53 – Danny Poole
1984	47 – Jim Thrift 47 – Scott Swarm
1985	82 – Jeff Dodig
1986	65 – Jeff Dodig
1987	88 – Scott Goins
1988	51 – Art Inabinet

1989	42 – Donald Gilbert
1990	67 – Donald Gilbert
1991	58 – Donald Gilbert
1992	73 – Brian Adams
1993	60 – Heyward Bracey
1994	63 – Jeff Cisar
1995	85 – Tony Costantino
1996	78 – Jeremy Keller
1997	81 – Jeff Cisar
1998	78 – Joe Colameco
1999	82 – Jordan Webb
2000	81 – Jason Colson
2001	96 – Todd Leathers
2002	71 – Stas Swerdzewski
2003	75 – Kyle Roberson
2004	82 – David Scoggin
2005	93 – Daniel Carte
2006	100- Jacob Dempsey
2007	69 – Chris Carrara
2008	80 – Eddie Tisdale
2009	95 – Eddie Tisdale
2010	74 – Tyler Cook
2011	68 – Eddie Rohan
2012	56 – TJ Olesczuk
2013	57 -- Cody Dolan

Runs Batted In

1980	47 – Eddie Eargle
1981	57 – Eddie Eargle
1982	45 – Eddie Eargle
1983	31 – Stan Loyd 31 – Danny Poole 31 – Scott Swarm
1984	34 – Phil Blankstein
1985	58 – Len Herd
1986	43 – Jimmy Malseed
1987	48 – Scott Goins 48 – Drew Hummel
1988	48 – Art Inabinet
1989	36 – Donald Gilbert
1990	33 – Carey Killian
1991	24 – Tim Sheriff
1992	50 – Chris Bevil
1993	47 – Heyward Bracey
1994	37 – Jeremy Keller
1995	54 – Jeremy Keller
1996	58 – Jeremy Keller
1997	61 – Jeff Cisar

1998	66 – Rick Kobsik
1999	59 – Brett Busha
2000	58 – Jason Colson
2001	64 – Todd Leathers
2002	57 – Bennett Stapf
2003	65 – David Scoggin
2004	54 – Daniel Carte
2005	74 – Daniel Carte
2006	78 – Jacob Dempsey
2007	41 – Tommy Lentz
2008	43 – Bryn Henderson
2009	53 – Eddie Tisdale
	53 – Eddie Rohan
2010	45 – Chas Crane
2011	38 – Adam Gliebe
	38 – Eddie Rohan
2012	31 – Matt Lobacz
2013	21 -- Clay Altman
	21 -- Matt Lobacz

Doubles

1980	16 – Brian Brangi
1981	15 – Brian Brangi
1982	15 – Eddie Eargle
1983	11 – Steve Kirby
1984	7 – Mark Cannon
1985	18 – Jeff Dodig
1986	16 – Jimmy Malseed
1987	21 – Scott Goins
1988	14 – Jeff Garbett
1989	14 – Steve Oaks
1990	10 – Donald Gilbert
1991	11 – Donald Gilbert
1992	16 – Brian Adams
1993	14 – Heyward Bracey
	14 – Dwight Hottle
1994	12 – Travis Hollingsworth
	12 – Jeff Cisar
1995	21 – Jeff Cisar
1996	21 – Tom Derwin
1997	17 – Tony Costantino
1998	20 – Joe Colameco
1999	18 – Jason Colson
2000	25 – Todd Leathers
2001	28 – Todd Leathers
2002	16 – Todd Friedman
2003	20 – Daniel Carte
2004	22 – Jacob Dempsey
2005	20 – Tommy Lentz
2006	28 – Jacob Dempsey
2007	15 – Billy Froehlich
	15 – Tommy Lentz

2008	18 – Billy Froehlich
	18 – Kevin Nolan
2009	21 – Bryn Henderson
2010	18 – Chas Crane
2011	17 – Patrick Gamblin
2012	13 – Jason Driver
2013	13 -- Cody Dolan

Triples

1980	7 – Tommy Nagel
1981	6 – Tommy Nagel
1982	9 – Steve Kirby
1983	5 – Steve Kirby
1984	2 – Phil Blankstein
	2 – Jeff Cisco
	2 – Jim Thrift
	2 – Jimmy Malseed
1985	3 – Jeff Dodig
1986	4 – Drew Hummel
1987	4 – Jimmy Malseed
1988	6 – Ken Woody
1989	2 – Ryan Scott
	2 – Steve Oaks
1990	5 – Morrall Clyburn
1991	3 – Donald Gilbert
1992	2 – Brian Adams
	2 – Scott Saunders
1993	4 – Jeremy Keller
1994	5 – Jeff Cisar
1995	3 – Joe Colameco
1996	3 – John Coble
	3 – Jeff Cisar
1997	2 – Joe Colameco
1998	2 – Darryl Craig
1999	2 – Jason Tarasuik
	2 – Josh Ury
	2 – Todd Leathers
	2 – Ben Sullivan
2000	3 – Luc Riopel
2001	3 – Jordan Webb
	3 – Todd Leathers
2002	2 – Kyle Roberson
	2 – Bennett Stapf
2003	2 – Matt Matkovich
2004	4 – Jacob Dempsey
2005	3 – Heath Rollins
	3 – Daniel Carte
2006	5 – Heath Rollins
	5 – Chris Carrara
2007	4 – Chris Carrara
	4 – Kevin Nolan
2008	2 – Kevin Nolan

2009	1 – Eddie Tisdale
	1 – Tyler McBride
	1 – Garrett Koster
	1 – John Murrrian
	1 – Bryn Henderson
2010	3 – Adam Gliebe
	3 – Tyler McBride
	3 – Eddie Rohan
2011	3 – TJ Olesczuk
	3 – Adam Gliebe
2012	2 – TJ Olesczuk
2013	1 -- Five players

Home Runs

1980	3 – Tommy Nagel
	3 – Eddie Eargle
1981	7 – Chris Williams
1982	6 – Eddie Eargle
1983	7 – Stan Loyd
1984	8 – Scott Swarm
	8 – Jim Thrift
1985	13 – Jimmy Malseed
1986	6 – Jimmy Malseed
	6 – Jeff Dodig
1987	11 – Drew Hummel
1988	11 – Art Inabinet
1989	7 – Brian Kallestad
1990	5 – Carey Killian
1991	7 – Donald Gilbert
1992	9 – Brian Adams
1993	13 – Heyward Bracey
1994	9 – Jeremy Keller
1995	10 – Jeremy Keller
1996	14 – Jeremy Keller
1997	15 – Jeff Cisar
1998	18 – Rick Kobsik
1999	15 – Jason Colson
2000	15 – Jason Colson
2001	12 – Stas Swerdzewski
	12 – Jason Colson
	12 – Todd Leathers
2002	17 – Bennett Stapf
2003	13 – Daniel Carte
2004	11 – David Scoggin
2005	19 – Daniel Carte
2006	17 – Jacob Dempsey
2007	8 – Tommy Lentz
2008	13 – Eddie Rohan
2009	14 – Eddie Rohan
2010	15 – Eddie Rohan
2011	5 – Eddie Rohan

2012	5 – Patrick Gamblin
2013	4 -- Matt Lobacz

Total Bases

1980	90 – Tommy Nagel
1981	116 – Brian Brangi
1982	92 – Eddie Eargle
1983	79 – Stan Loyd
1984	80 – Jim Thrift
1985	124 – Jeff Dodig
1986	100 – Jeff Dodig
1987	143 – Scott Goins
1988	100 – Art Inabinet
1989	63 – Donald Gilbert
	63 – Steve Oaks
1990	87 – Morrall Clyburn
1991	96 – Donald Gilbert
1992	120 – Brian Adams
1993	117 – Heyward Bracey
1994	85 – Jeff Cisar
1995	128 – Jeremy Keller
1996	139 – Jeremy Keller
1997	139 – Jeff Cisar
1998	135 – Rick Kobsik
1999	142 – Jason Colson
2000	146 – Jason Colson
2001	166 – Todd Leathers
2002	126 – Bennett Stapf
2003	134 – Daniel Carte
2004	132 – David Scoggin
2005	172 – Daniel Carte
2006	183 – Jacob Dempsey
2007	106 – Tommy Lentz
2008	112 – Eddie Rohan
2009	139 – Eddie Rohan
2010	132 – Chas Crane
2011	98 – Eddie Rohan
2012	76 – TJ Olesczuk
2013	79 -- Cody Dolan

Walks

1980	31 – Brian Brangi
1981	46 – Brian Brangi
1982	26 – Phil Blankstein
1983	38 – Scott Swarm
1984	30 – Phil Blankstein
1985	39 – Ricky Burkett
1986	29 – Jeff Dodig
	29 – Scott Goins
1987	32 – Jimmy Malseed
1988	17 – Art Inabinet
	17 – Ken Woody

1992	42 – Jay Ostermeyer
1993	51 – Jay Ostermeyer
1994	32 – Tony Costantino
1995	49 – Tom Derwin
1996	47 – Tony Costantino
1997	36 – Tony Costantino
1998	38 – Jason Tarasuik
1999	52 – Jordan Webb
2000	31 – Jason Colson
2001	38 – Jason Colson
2002	30 – Stas Swerdzewski
2003	40 – Matt Matkovich
2004	34 – Daniel Carte
2005	50 – Chris Carrara
2006	49 – Jacob Dempsey
2007	32 – Chris Carrara
2008	24 – Billy Froehlich
2009	38 – Kevin Nolan
2010	38 – Chas Crane
2011	44 – Chas Crane
2012	26 – Chas Crane
2013	19 -- Cody Dolan
	19 -- Matt Lobacz

Strikeouts

1980	33 – Russell Gaddy
1981	27 – Steve Davis
1982	19 – Bob Richards
1983	16 – Scott Swarm
1984	16 – Jim Thrift
1985	37 – Len Herd
1986	25 – Art Inabinet
1987	21 – Drew Hummel
	21 – Art Inabinet
1988	29 – Jeff Garbett
1989	18 – Carey Killian
1990	33 – Jeff Garbett
1991	33 – Jeff Lane
1992	47 – Scott Saunders
1993	44 – Brett Scheiden
1994	33 – Jeff Cisar
1995	44 – Jeff Cisar
1996	49 – John Coble
1997	56 – Rick Kobsik
1998	60 – Craig Plappert
1999	49 – Dustin Bowman
2000	58 – Conrad Funk
	58 – Jordan Webb
2001	53 – Bennett Stapf
2002	47 – Bennett Stapf
2003	59 – Bennett Stapf

2004	49 – Daniel Carte
	49 – Bennett Stapf
2005	71 – Kyle Roberson
2006	49 – Alan Robbins
2007	32 – Louis Ullrich
2008	50 – Eddie Rohan
2009	38 – Eddie Rohan
2010	55 – Chas Crane
2011	47 – Chas Crane
2012	46 – TJ Olesczuk
2013	41 -- Jayce Whitley

Stolen Bases

1980	19 – Brian Brangi
1981	24 – Steve Davis
1982	21 – Russell Gaddy
1983	39 – Steve Kirby
1984	21 – Jeff Lester
1985	23 – Jeff Dodig
1986	44 – Jeff Dodig
1987	15 – Jeff Dodig
1988	10 – Dave Hanoka
1989	5 – Steve Oaks
1990	13 – Jeff Garbett
1991	5 – Morrall Clyburn
	5 – Donald Gilbert
1992	12 – Jay Ostermeyer
	12 – Jay Nelson
1993	17 – Jay Ostermeyer
1994	26 – Tony Costantino
1995	26 – Tony Costantino
1996	31 – Tony Costantino
1997	33 – Tony Costantino
1998	30 – Joe Colameco
1999	20 – Jordan Webb
2000	16 – Jordan Webb
2001	9 – Jordan Webb
2002	12 – Carlos de la Rionda
2003	17 – Kyle Roberson
2004	16 – Daniel Carte
2005	29 – Heath Rollins
2006	33 – Chris Carrara
2007	29 – Chris Carrara
2008	11 – Kevin Nolan
2009	13 – Sean Sullivan
2010	9 – Tyler McBride
2011	15 – Patrick Gamblin
2012	12 – Patrick Gamblin
2013	4 -- Cody Dolan

PITCHING

Earned Run Avg.

1980	1.19 – Buddy Thompson
1981	1.52 – Mike Elliott
1982	2.05 – Cam Frostick
1983	1.56 – Ricky Burkett
1984	2.66 – Waine Shipman
1985	2.44 – Tony McKinney
1986	3.15 – Tad Powers
1987	2.25 – Mark Hetrick
1988	3.20 – Bryan Maley
1989	3.31 – Matt Lawton
1990	2.30 – John Lewis
1991	2.52 – Jeff Myers
1992	3.07 – Jeff Myers
1993	3.39 – Bryan Link
1994	2.82 – Carl Dale
1995	1.74 – Bryan Link
1996	1.37 – Mark Richards
1997	1.86 – Aaron Sundsmo
1998	3.21 – David Steffler
1999	2.43 – Aaron Sundsmo
2000	2.41 – Ben Thurmond
2001	2.41 – Jeff Reeves
2002	3.20 – Jeff Reeves
2003	2.75 – Jeremy Plexico
2004	1.88 – Jon Wilson
2005	2.18 – Kevin Slowey
2006	3.24 – Jonathan Settle
2007	2.51 – Alex Wilson
2008	3.56 – Ryan Mullins
2009	3.09 – Matteo D'Angelo
2010	3.86 – Tyler Mizenko
2011	3.29 – Mitchell Knox
2012	3.32 – Tyler Klitsch
2013	0.43 -- Eric Ruth

Innings Pitched

1980	112.1 – Bob Steer
1981	125.1 – Bob Steer
1982	60.2 – Randy Gregory
1983	72.0 – Mark Beaver
1984	71.0 – Mark Beaver
1985	87.0 – Waine Shipman
1986	66.0 – Waine Shipman
1987	75.2 – Tad Powers
1988	80.0 – Robbie Wood
1989	54.1 – Matt Lawton
1990	86.1 – Erik Violette
1991	94.1 – Erik Violette
1992	84.1 – Carl Dale
1993	97.0 – Carl Dale

1994	99.0 – Carl Dale
1995	134.1 – Bryan Link
1996	106.2 – Jeff Santa
1997	101.1 – Jeff Santa
1998	103.2 – David Steffler
1999	124.2 – Matt Koziara
2000	89.2 – Ben Thurmond
2001	150.0 – Ben Thurmond
2002	109.1 – Jeremy Plexico
2003	117.2 – Jeremy Plexico
2004	119.2 – Kevin Slowey
2005	136.1 – Kevin Slowey
2006	138.0 – Alex Wilson
2007	112.0 – Jason Franzblau
2008	88.2 – Hamilton Bennett
2009	84.1 – Matteo D'Angelo
2010	94.1 – Matteo D'Angelo
2011	90.1 – Tyler Mizenko
2012	93.2 – Matt Pierpont
2013	90.2 -- Matt Pierpont

Hits Allowed

1980	90 – Bob Steer
1981	142 – Bob Steer
1982	54 – Jamie Holt
1983	55 – Mark Beaver
1984	61 – Mark Beaver
1985	78 – Waine Shipman
1986	66 – Waine Shipman
1987	78 – Tad Powers
1988	84 – Robbie Wood
1989	64 – Brian Fizel
	64 – Matt Lawton
1990	88 – Erik Violette
1991	96 – Erik Violette
1992	105 – Carl Dale
1993	103 – Carl Dale
1994	85 – Bryan Link
1995	98 – Mike Condon
1996	103 – Jeff Santa
1997	103 – Jeff Santa
1998	100 – David Steffler
1999	134 – David Steffler
2000	97 – Keith Pawlish
2001	132 – Ben Thurmond
2002	126 – Jeremy Plexico
2003	98 – Kevin Slowey
2004	120 – Kevin Slowey
2005	112 – Heath Rollins
2006	127 – Alex Wilson
2007	109 – Jason Franzblau
2008	92 – Hamilton Bennett

2009	96 – Robert Lake
2010	105 – Robert Lake
2011	111 – Robert Lake
2012	106 – Matt Pierpont
2013	94 -- Matt Pierpont

Runs Allowed

1980	28 – Todd Lewis
1981	68 – Bob Steer
1982	29 – Buddy Thompson
1983	30 – Mark Beaver
1984	31 – Mark Beaver
1985	44 – Waine Shipman
1986	36 – Mark Hetrick
1987	42 – Tad Powers
1988	43 – John Lewis
1989	48 – Brian Fizel
1990	43 – Erik Violette
1991	46 – Erik Violette
1992	73 – Robbie Hammond
1993	66 – Carl Dale
1994	44 – Jim Abbott
1995	50 – Ryan Lambert
	50 – Mike Condon
1996	58 – Jeff Santa
1997	58 – Jeff Santa
1998	51 – Darryl Craig
1999	75 – David Pawlish
2000	60 – Keith Pawlish
2001	59 – Jeremy Herauf
2002	65 – Jeremy Plexico
2003	54 – Kevin Slowey
2004	52 – Kevin Slowey
2005	55 – Heath Rollins
2006	68 – Heath Rollins
2007	51 – Jason Franzblau
2008	71 – Hamilton Bennett
2009	60 – Robert Lake
2010	65 – Robert Lake
2011	51 – Robert Lake
2012	58 – Matt Pierpont
2013	49 -- Tyler Klitsch

Earned Runs Allowed

1980	21 – Bob Steer
1981	52 – Bob Steer
1982	24 – Buddy Thompson
1983	22 – Mark Beaver
1984	23 – Mark Beaver
1985	35 – Waine Shipman
1986	31 – Waine Shipman
1987	33 – Tad Powers

1988	38 – Robbie Wood
1989	40 – Brian Fizel
1990	28 – Erik Violette
1991	38 – Eric Wroldsen
1992	61 – Robbie Hammond
1993	45 – Carl Dale
1994	38 – Jim Abbott
1995	45 – Mike Condon
1996	47 – Jeff Santa
1997	40 – Jeff Santa
1998	42 – Matt Koziara
	42 – Darryl Craig
1999	60 – David Steffler
2000	52 – Keith Pawlish
2001	53 – Jeremy Herauf
2002	53 – Jeremy Plexico
2003	46 – Kevin Slowey
2004	43 – Kevin Slowey
2005	48 – Heath Rollins
2006	58 – Alex Wilson
2007	39 – Jason Franzblau
	39 – Josh McDonald
2008	57 – Hamilton Bennett
2009	57 – Robert Lake
2010	53 – Robert Lake
2011	48 – Robert Lake
2012	52 – Matt Pierpont
2013	36 -- Tyler Klitsch

Walks

1980	26 – Todd Lewis
1981	31 – Mike Elliot
1982	27 – Cam Frostick
1983	32 – Ricky Burkett
1984	36 – Ricky Burkett
1985	37 – Waine Shipman
1986	23 – Mark Hetrick
1987	20 – Tad Powers
1988	21 – Bradley Todt
	21 – John Lewis
1989	20 – Brian Frizel
1990	40 – Robbie Hammond
1991	48 – Eric Wroldsen
1992	57 – Robbie Hammond
1993	47 – Carl Dale
1994	52 – Carl Dale
1995	42 – Mike Condon
1996	40 – Mike Condon
1997	43 – Jeff Santa
1998	50 – Terry Krossschell
1999	62 – Terry Krossschell

2000	35 – Jeremy Herauf
	35 – Ben Thurmond
2001	42 – Ben Thurmond
2002	46 – Chris Carter
2003	37 – Mike Honce
2004	29 – Jeff Reeves
2005	41 – Mike Honce
2006	50 – Alex Wilson
2007	39 – Alex Wilson
2008	27 – Ryan Schwartz
2009	30 – Wade Newman
2010	23 – Robert Lake
2011	19 – Robert Lake
	19 – Tyler Mizenko
2012	34 – Preston Johnson
2013	21 -- Joey Strain

Strikeouts

1980	47 – Buddy Thompson
1981	80 – Buddy Thompson
1982	65 – Mike Elliott
1983	80 – Mark Beaver
1984	70 – Ricky Burkett
1985	50 – Waine Shipman
1986	58 – Tad Powers
1987	67 – Tab Powers
1988	63 – Robbie Wood
1989	50 – Matt Lawton
1990	65 – Erik Violette
1991	82 – Erik Violette
1992	57 – Carl Dale
1993	78 – Carl Dale
1994	101 – Carl Dale
1995	135 – Bryan Link
1996	99 – Jeff Santa
1997	90 – Jeff Santa
1998	97 – David Steffler
1999	103 – Matt Koziara
2000	78 – Ben Thurmond
2001	148 – Ben Thurmond
2002	72 – Jeremy Plexico
2003	106 – Jeremy Plexico
2004	104 – Kevin Slowey
2005	134 – Kevin Slowey
2006	143 – Heath Rollins
	143 – Alex Wilson
2007	97 – Alex Wilson
2008	78 – Hamilton Bennett
2009	60 – Matteo D'Angelo
2010	76 – Matteo D'Angelo
2011	65 – Tyler Mizenko
2012	75 – Eric Ruth
2013	80 -- Matt Pierpont

Wins	
1980	11 – Bob Steer
1981	10 – Mike Elliott
1982	6 – Jamie Holt
	6 – Mike Elliott
1983	8 – Mitch Walters
1984	7 – Mitch Walters
1985	10 – Mark Hetrick
1986	7 – Waine Shipman
	7 – Tony McKinney
1987	8 – Mark Hetrick
	8 – Tad Powers
1988	6 – Robbie Wood
1989	4 – John Lewis
	4 – Matt Lawton
1990	5 – Robbie Hammond
	5 – Erik Violette
	5 – John Lewis
1991	7 – Erik Violette
1992	7 – Jeff Myers
1993	6 – Mark Wells
1994	11 – Carl Dale
1995	12 – Bryan Link
1996	9 – Jeff Santa
1997	10 – Jeff Santa
1998	11 – David Steffler
1999	12 – Matt Koziara
2000	6 – Dave Patterson
2001	14 – Ben Thurmond
2002	9 – Jeremy Plexico
2003	12 – Jeremy Plexico
2004	11 – Jon Wilson
2005	14 – Kevin Slowey
2006	13 – Heath Rollins
	13 – Alex Wilson
2007	8 – Jason Franzblau
2008	7 – Ryan Mullins
2009	8 – Matteo D'Angelo
2010	8 – Matteo D'Angelo
2011	6 – Eric Ruth
2012	4 – Matt Pierpont
	4 – Tyler Klitsch
2013	4 -- Matt Pierpont

Losses

1980	2 – Bob Steer
	2 – Buddy Thompson
1981	3 – Bob Steer
	3 – Jamie Holt
1982	4 – Cam Frostick
1983	2 – Mitch Walters
	2 – Mark Beaver
	2 – Mark Beeson

1984	3 – Mark Beaver
1985	2 – Waine Shipman
	2 – Ricky Burkett
1986	2 – Waine Shipman
	2 – Tony McKinney
	2 – Mark Hetrick
1987	4 – Tad Powers
1988	4 – Robbie Wood
1989	6 – Brian Fizel
1990	6 – Brent Brady
1991	5 – Eric Wroldsen
1992	8 – Robbie Hammond
1993	7 – Carl Dale
1994	4 – Carl Dale
	4 – Bryan Link
1995	5 – Mike Condon
1996	4 – Ryan Lambert
1997	6 – Ryan Richards
1998	6 – Matt Koziara
1999	5 – Terry Krossschell
2000	8 – Jeremy Herauf
2001	4 – Jason Colson
2002	5 – Jeremy Plexico
2003	4 – Chase Edwards
2004	5 – Mike Honce
2005	6 – Heath Rollins
2006	4 – Heath Rollins
2007	5 – Ryan Mullins
2008	9 – Hamilton Bennett
2009	5 – Kenny Monteith
2010	5 – Robert Lake
	5 – Matteo D'Angelo
	5 – Dominic Patterozzi
2011	8 – Matteo D'Angelo
2012	8 – Matt Pierpont
2013	9 -- Tyler Klitsch

Saves

1980	2 – Bob Steer
1981	3 – Mike Elliot
1982	4 – Mike Elliot
1983	5 – Jim Flood
1984	3 – Greg White
1985	4 – Ricky Burkett
1986	6 – Derrick Quinn
1987	1 – Mark Hetrick
	1 – Derrick Quinn
1988	1 – Robbie Wood
	1 – Ed Ponte
	1 – Jesse Rhodes
	1 – Brad Richardson
1989	1 – Brad Richardson

1990	2 – Bobby Price
1991	3 – Erik Violette
1992	2 – Robbie Hammond
	2 – Jeff Myers
1993	7 – Jeff Myers
1994	8 – Jeff Myers
1995	6 – Jim Abbott
1996	8 – Mark Richards
1997	4 – Aaron Sundsmo
1998	5 – Aaron Sundsmo
1999	11 – Aaron Sundsmo
2000	7 – Jason Colson
2001	5 – Jason Horner
2002	2 – Jason Horner
	2 – Ryan Chenard

2003	2 – Mike Honce
2004	6 – Jon Wilson
2005	5 – Jon Wilson
2006	9 – Jonathan Settle
2007	3 – Jonathan Settle
	3 – Ryan Mullins
2008	7 – Josh McDonald
2009	14 – Tyler Mizenko
2010	6 – Tyler Mizenko
2011	4 – Tommy Lawrence
	4 – Eric Ruth
2012	3 – Preston Johnson
	3 – Austin Stuart
2013	9 -- Eric Ruth

Appearances

1980	15 – Bob Steer
1981	24 – Mike Elliott
1982	20 – Mike Elliott
1983	15 – Ricky Burkett
1984	13 – Greg White
1985	18 – Mark Hetrick
1986	20 – Derrick Quinn
1987	14 – Tad Powers
1988	15 – Robbie Wood
1989	12 – Eric Wroldsen
1990	18 – Erik Violette
1991	21 – Erik Violette
1992	30 – Jeff Myers
1993	30 – Jeff Myers
1994	26 – Jeff Myers
1995	22 – Jim Abbott
1996	24 – Mark Richards
1997	28 – Aaron Sundsmo
1998	31 – Josh Rush
1999	35 – Aaron Sundsmo
2000	31 – Ryan Chenard

2001	26 – Jason Horner
2002	28 – Jason Horner
2003	20 – Ryan Chenard
2004	34 – Jon Wilson
2005	34 – Jon Wilson
2006	29 – Jonathan Settle
2007	33 – Ryan Mullins
2008	27 – Josh McDonald
2009	30 – Tyler Mizenko
2010	33 – Greg Hough
2011	24 – Eric Ruth
2012	23 – Austin Stuart
2013	26 -- Eric Ruth

Games Started

1980	12 – Bob Steer
1981	16 – Bob Steer
1982	10 – Randy Gregory
1983	11 – Mark Beaver
1984	9 – Mark Beaver
	9 – Waine Shipman
1985	11 – Waine Shipman
1986	11 – Waine Shipman
1987	10 – Tad Powers
1988	12 – Robbie Wood
1989	9 – John Lewis
	9 – Brian Fizel
1990	11 – John Lewis
1991	11 – Eric Wroldsen
	11 – Erik Violette
1992	14 – Robbie Hammond
1993	14 – Mark Wells
	14 – Carl Dale
1994	14 – Carl Dale
1995	17 – Bryan Link
1996	15 – Jeff Santa
	15 – Mike Condon
1997	16 – Jeff Santa
1998	17 – David Steffler
1999	16 – Matt Koziara
	16 – David Steffler
2000	16 – Jeremy Herauf
2001	18 – Ben Thurmond
2002	13 – Jeremy Plexico
2003	16 – Jeremy Plexico
2004	15 – Kevin Slowey
2005	17 – Heath Rollins
	17 – Kevin Slowey
2006	19 – Alex Wilson
2007	16 – Alex Wilson
	16 – Jason Franzblau
2008	14 – Ryan Schwartz
	14 – Hamilton Bennett

2009 14 – Wade Newman
 2010 15 – Robert Lake
 15 – Matteo D'Angelo
 2011 15 – Tyler Mizenko
 2012 13 – Matt Pierpont
 13 – Eric Ruth
 2013 13 -- Matt Pierpont

Complete Games

1980 9 – Bob Steer
 1981 6 – Buddy Thompson
 6 – Jamie Holt
 1982 2 – Jamie Holt
 2 – Cam Frostick
 2 – Randy Gregory
 1983 4 – Mark Beeson
 4 – Ricky Burkett
 4 – Mark Beaver
 1984 4 – Mark Beaver
 4 – Mitch Walters
 1985 5 – Waine Shipman
 1986 4 – Tony McKinney
 1987 2 – Tad Powers
 2 – George Arnold
 2 – Mark Hetrick
 1988 5 – Bryan Maley
 1989 3 – Matt Lawton
 1990 4 – John Lewis
 1991 8 – Erik Violette
 1992 7 – Marc Adkisson
 1993 6 – Carl Dale
 1994 9 – Carl Dale
 1995 10 – Bryan Link
 1996 5 – Mike Condon
 1997 3 – Jeff Santa
 1998 7 – David Steffler
 1999 6 – David Steffler
 2000 3 – Christian Tomsich
 2001 12 – Ben Thurmond
 2002 6 – Jeremy Plexico
 2003 6 – Jeremy Plexico
 2004 4 – Kevin Slowey
 2005 7 – Kevin Slowey
 2006 2 – Heath Rollins
 2007 4 – Jason Franzblau
 4 – Alex Wilson
 2008 1 – Hamilton Bennett
 1 – Ryan Schwartz
 2009 1 – Robert Lake
 2010 2 – Robert Lake
 2011 1 – Robert Lake
 2012 2 – Matt Pierpont
 2 – Tyler Klitsch

2013 2 -- Matt Pierpont

Doubles Allowed

1980 9 – Buddy Thompson
 1981 16 – Bob Steer
 1982 10 – Buddy Thompson
 10 – Jamie Holt
 1983 11 – Mark Beaver
 1984 12 – Mitch Walters
 1985 12 – Waine Shipman
 1986 16 – Waine Shipman
 1987 20 – Tad Powers
 1988 14 – Robbie Wood
 1989 16 – Brian Fizel
 1990 16 – John Lewis
 1991 22 – Erik Violette
 1992 25 – Jeff Myers
 1993 21 – Mark Wells
 1994 16 – Jim Abbott
 16 – Bryan Link
 16 – Mark Wells
 1995 21- Ryan Lambert
 1996 20 – Jeff Santa
 1997 19 – David Steffler
 1998 20 – David Steffler
 1999 25 – David Steffler
 2000 21 – Jeremy Herauf
 2001 30 – Ben Thurmond
 2002 30 – Jeremy Plexico
 2003 25 – Kevin Slowey
 2004 28 – Kevin Slowey
 2005 24 – Heath Rollins
 2006 25 – Alex Wilson
 2007 22 – Jason Franzblau
 2008 19 – Ryan Schwartz
 2009 26 – Matteo D'Angelo
 2010 23 – Robert Lake
 2011 23 – Matteo D'Angelo
 2012 23 – Matt Pierpont
 2013 21 --Matt Pierpont

Triples Allowed

1980 4 – Buddy Thompson
 1981 8 – Bob Steer
 1982 2 – Buddy Thompson
 1983 2 – Mark Beaver
 1984 2 – Waine Shipman
 2 – Mark Beaver
 1985 3 – Mark Hetrick
 3 – Tony McKinney
 1986 4 – Tony McKinney
 1987 3 – Rob Tumolo
 1988 4 – Robbie Wood

1989 3 – Robbie Wood
 3 – Brian Fizel
 1990 3 – Brent Brady
 3 – John Lewis
 2 – Erik Violette
 1991 5 – Carl Dale
 1992 5 – Carl Dale
 1993 3 – Carl Dale
 3 – Paul Rehkow
 1994 6 – Bryan Link
 1995 6 – Mike Condon
 1996 3 – Ryan Lambert
 1997 3 – Joel Garton
 1998 3 – Matt Koziara
 3 – Darryl Craig
 3 – David Steffler
 1999 3 – Matt Koziara
 3 – David Steffler
 2000 5 – Jeff Reeves
 2001 4 – Ben Thurmond
 2002 5 – Jeremy Plexico
 2003 4 – Chase Edwards
 4 – Kevin Slowey
 2004 3 – Kevin Slowey
 2005 4 – Heath Rollins
 2006 4 – Heath Rollins
 2007 5 – Josh McDonald
 5 – Alex Wilson
 2008 3 – Hamilton Bennett
 3 – Matteo D'Angelo
 2009 5 – Wade Newman
 2010 4 – Dominic Patterozzi
 2011 4 – Wade Newman
 2012 2 – Steven Howell
 2 – Josh Strong
 2 – Matt Pierpont
 2013 2 --Joey Strain
 2 -- Tyler Klitsch

Home Runs Allowed

1980 2 – Buddy Thompson
 2 – Jamie Holt
 1981 9 – Bob Steer
 1982 3 – Randy Gregory
 3 – Mike Elliot
 1983 5 – Mark Beaver
 1984 4 – Ricky Burkett
 1985 10 – Greg Utz
 1986 10 – Tad Powers
 1987 9 – Tad Powers
 1988 8 – Robbie Wood
 1989 8 – Brian Fizel
 8 – Robbie Wood
 1990 10 – Brad Richardson

1991 10 – Brent Brady
 1992 8 – Robbie Hammond
 1993 6 – Jeff Myers
 6 – Bryan Link
 1994 5 – Mark Wells
 5 – Jeff Myers
 1995 8 – Mike Condon
 1996 13 – Ryan Lambert
 1997 11 – Jeff Santa
 1998 10 – Darryl Craig
 1999 14 – David Steffler
 2000 8 – Keith Pawlish
 2001 13 – Jeremy Herauf
 2002 9 – Ben Thurmond
 2003 12 – Kevin Slowey
 2004 8 – Kevin Slowey
 8 – Jason Terry
 2005 8 – Kevin Slowey
 8 – Heath Rollins
 2006 8 – Alex Wilson
 2007 7 – Josh McDonald
 2008 10 – Hamilton Bennett
 2009 9 – Tyler McBride
 2010 12 – Matteo D'Angelo
 2011 9 – Robert Lake
 2012 7 – Mitchell Knox
 2013 4 --Matt Pierpont
 4 --Stephen Howell

FIELDING

Chances

1980 370 – Eddie Eargle
 1981 522 – Eddie Eargle
 1982 345 – Eddie Eargle
 1983 397 – Phil Blankstein
 1984 382 – Jim Thrift
 1985 499 – Ricky Burkett
 1986 355 – Drew Hummel
 1987 340 – Drew Hummel
 1988 274 – Steve Scalameiro
 1989 306 – Carey Killian
 1990 530 – Carey Killian
 1991 450 – Brian Adams
 1992 384 – Dwight Hottle
 1993 467 – Dwight Hottle
 1994 260 – Jeremy Keller
 1995 561 – Jeremy Keller
 1996 445 – Jeremy Keller
 1997 509 – Rick Kobsik
 1998 536 – Rick Kobsik
 1999 449 – Josh Ury
 2000 568 – Josh Ury
 2001 516 – Stas Swerdzewski

2002 487 – Bennett Stapf
 2003 416 – Bennett Stapf
 2004 344 – Bennett Stapf
 2005 567 – Alan Robbins
 2006 491 – Alan Robbins
 2007 490 – Eddie Tisdale
 2008 540 – Eddie Tisdale
 2009 552 – Eddie Tisdale
 2010 458 – Matt Thielepape
 2011 391 – Matt Lobacz
 2012 492 – Matt Lobacz
 2013 290 -- Austen Barber

Putouts

1980 344 – Eddie Eargle
 1981 491 – Eddie Eargle
 1982 327 – Eddie Eargle
 1983 378 – Phil Blankstein
 1984 355 – Jim Thrift
 1985 475 – Ricky Burkett
 1986 332 – Drew Hummel
 1987 319 – Drew Hummel
 1988 266 – Steve Scalameiro
 1989 289 – Carey Killian
 1990 508 – Carey Killian
 1991 422 – Brian Adams
 1992 351 – Dwight Hottle
 1993 424 – Dwight Hottle
 1994 246 – Jeremy Keller
 1995 527 – Jeremy Keller
 1996 413 – Jeremy Keller
 1997 481 – Rick Kobsik
 1998 502 – Rick Kobsik
 1999 421 – Josh Ury
 2000 521 – Josh Ury
 2001 478 – Stas Swerdzewski
 2002 445 – Bennett Stapf
 2003 371 – Bennett Stapf
 2004 306 – Bennett Stapf
 2005 499 – Alan Robbins
 2006 429 – Alan Robbins
 2007 452 – Eddie Tisdale
 2008 515 – Eddie Tisdale
 2009 516 – Eddie Tisdale
 2010 414 – Matt Thielepape
 2011 361 – Matt Lobacz
 2012 460 – Matt Lobacz
 2013 260 -- Austen Barber

Assists

1980	100 – Tommy Nagel
1981	159 – Don Skorup
1982	87 – Joe Gober
1983	117 – Scott Swarm
1984	123 – Scott Swarm
1985	181 – Dave Patterson
1986	110 – Jimmy Huestess
1987	103 – Scott Goins
1988	98 – Pat McGuire
1989	68 – Steve Oaks
1990	113 – Donald Gilbert
	113 – Tim Sheriff
1991	135 – Tim Sheriff
1992	139 – Jay Nelson
1993	151 – Jay Ostermeyer
1994	114 – Jeff Cisar
1995	144 – Jeff Cisar
1996	151 – Jeff Cisar
1997	136 – Jason Tarasuik
1998	128 – Jason Tarasuik
1999	195 – Jordan Webb
2000	191 – Jordan Webb
2001	162 – Jordan Webb
2002	140 – Brian Haney
2003	160 – Matt Repec
2004	160 – Matt Repec
2005	182 – Chris Carrara
2006	184 – Chris Carrara
2007	165 – Chris Carrara
2008	161 – Kevin Nolan
2009	176 – Kevin Nolan
2010	155 – Adam Gliebe
2011	177 – Adam Gliebe
2012	143 – Jason Driver
2013	161 -- Kyle Edwards

Errors

1980	16 – Don Skorup
1981	13 – Don Skorup
1982	19 – Joe Gober
1983	16 – Stan Loyd
1984	19 – Scott Swarm
1985	20 – Dave Patterson
1986	16 – Jimmy Huestess
1987	21 – Robert Tucker
1988	11 – Jimmy Huestess
1989	12 – Donald Gilbert
1990	22 – Ron Schick
1991	17 – Tim Sheriff
1992	17 – Brian Adams
1993	20 – Jay Ostermeyer
1994	21 – Jeff Cisar

1995	22 – Jeff Cisar
	22 – Travis Hollingsworth
1996	19 – Johnny Poss
1997	19 – Brett Busha
	19 – Jeff Cisar
1998	17 – Jason Tarasuik
1999	18 – Jason Tarasuik
2000	30 – Jordan Webb
2001	19 – Jason Colson
2002	17 – Brian Haney
2003	16 – David Scoggin
2004	17 – Matt Repec
2005	15 – Matt Repec
2006	15 – Matt Repec
	15 – Ben Ehrlich
2007	13 – Bryn Henderson
2008	15 – Kevin Nolan
2009	20 – Kevin Nolan
2010	11 – Adam Gliebe
	11 – Chas Crane
2011	11 – Adam Gliebe
2012	13 – Jason Driver
2013	21 -- Kyle Edwards

Big South All-Conference

1986	Waine Shipman (P)	
1986	Jeff Dodig (OF)	
1987	Drew Hummel (1B)	
1987	Scott Goins (2B)	
1987	Mark Hetrick (P)	
1988	Art Inabinet (3B)	
1991	Donald Gilbert (3B)	
1991	Tim Sheriff (SS)	
1991	Erik Violette (P)	
1992	Marc Adkisson (P)	
1993	Heyward Bracey (3B)	
1994	Carl Dale (P)	1st Team
1995	Bryan Link (P)	1st Team
1995	Tony Costantino (OF)	2nd Team
1995	Jeremy Keller (1B)	2nd Team
1996	Jeremy Keller (1B)	1st Team
1996	Mike Condon (P)	1st Team
1996	Mark Richards (P)	2nd Team
1996	Tom Derwin (2B)	2nd Team
1996	Joe Colameco (OF)	2nd Team
1997	Tony Costantino (OF)	1st Team
1997	Joe Colameco (OF)	1st Team
1997	Jeff Cisar (SS)	2nd Team
1997	Jeff Santa (P)	2nd Team
1998	Joe Colameco (OF)	1st Team
1998	Rick Kobsik (1B)	1st Team
1998	David Steffler (P)	1st Team
1999	Jordan Webb (2B)	1st Team
1999	Jason Colson (3B)	1st Team
1999	Jason Tarasuik (SS)	1st Team
1999	Brett Busha (OF)	2nd Team
1999	Josh Ury (1B)	2nd Team
1999	Todd Leathers (DH)	2nd Team
1999	Matt Koziara (P)	2nd Team
2000	Jason Colson (3B)	1st Team
2001	Jason Colson (3B)	1st Team
2001	Todd Leathers (OF)	1st Team
2001	Stas Swerdzewski (C)	1st Team
2001	Ben Thurmond (P)	1st Team
2001	Jeremy Herauf (P)	1st Team
2001	Bennett Stapf (1B)	2nd Team
2002	Todd Leathers (3B)	2nd Team
2002	Stas Swerdzewski (C)	2nd Team
2003	Bennett Stapf (1B)	2nd Team
2003	Daniel Carte (OF)	1st Team
2003	Matt Matkovich (2B)	1st Team
2003	David Scoggin (3B)	1st Team
2003	Jeremy Plexico (P)	1st Team

Postseason Honors

2003	Kyle Roberson (OF)	2nd Team
2004	Daniel Carte (OF)	1st Team
2004	David Scoggin	1st Team
2004	Matt Repec (SS)	1st Team
2004	Jacob Dempsey (OF)	2nd Team
2004	Jon Wilson (P)	2nd Team
2004	Kevin Slowey (P)	2nd Team
2005	Daniel Carte (OF)	1st Team
2005	Kyle Roberson (OF)	2nd Team
2005	Matt Repec (SS)	2nd Team
2005	Jacob Dempsey (DH)	1st Team
2005	Kevin Slowey (P)	1st Team
2005	Alan Robbins (C)	1st Team
2005	Chris Carrara (2B)	2nd Team
2005	Heath Rollins (P)	2nd Team
2006	Matt Repec (SS)	1st Team
2006	Jacob Dempsey (OF)	1st Team
2006	Chris Carrara (2B)	1st Team
2006	Heath Rollins (P)	1st Team
2006	Heath Rollins (1B)	1st Team
2006	Tommy Lentz (OF)	1st Team
2006	Alex Wilson (P)	1st Team
2007	Chris Carrara (2B)	2nd Team
2007	Tommy Lentz (OF)	2nd Team
2007	Alex Wilson (P)	1st Team
2007	Jason Franzblau (P)	1st Team
2008	Eddie Rohan (DH)	2nd Team
2008	Billy Froehlich (OF)	2nd Team
2009	Eddie Rohan (DH)	1st Team
2009	Matteo D'Angelo (P)	2nd Team
2009	Tyler Mizenko (P)	2nd Team
2009	Bryn Henderson (2B)	2nd Team
2009	Kevin Nolan (SS)	2nd Team
2010	Eddie Rohan (DH)	2nd Team
2010	Matteo D'Angelo (P)	2nd Team
2011	Eddie Rohan (C)	2nd Team
2011	Tyler Mizenko (P)	2nd Team

Big South All-Tournament Team

1985	Jeff Dodig (co-MVP)
1985	Scott Goins
1985	Dave Patterson
1985	Waine Shipman
1986	Scott Goins
1986	Neal Clatterbuck
1987	Scott Goins
1987	Art Inabinet
1987	Jimmy Huestess
1987	Jeff Garbett
1987	Jimmy Malseed
1987	Robert Tucker
1987	Mark Hetrick
1987	Dave Murray
1988	Robert Tucker
1990	Carey Killian
1991	Donald Gilbert
1991	Tim Sheriff
1991	Erik Violette
1992	Tim Sheriff
1992	Jeff Myers
1992	Chris Bevil
1992	Dwight Hottle
1992	Jay Nelson
1992	Brian Adams
1992	Heyward Bracey
1997	Tony Costantino
1998	Darryl Craig
1999	Matt Koziara (MVP)
1999	Jason Colson
1999	Jason Tarasuik
1999	Josh Ury
1999	Todd Leathers
2000	Josh Ury
2000	Todd Leathers
2001	Todd Leathers
2001	Jeremy Herauf
2001	Stas Swerdzewski
2001	Jordan Webb
2002	Bennett Stapf
2002	Ben Thurmond
2004	Daniel Carte
2004	Grant Neidenfeuhr
2005	Daniel Carte (MVP)
2005	Chris Carrara
2005	Alan Robbins
2005	Jacob Dempsey
2005	Heath Rollins
2006	Matt Repec
2006	Phil Carey
2007	Phil Carey

2007	Jonathan Settle
2008	Bryn Henderson
2008	John Murrian
2008	Ryan Mullins
2009	Bryn Henderson
2009	Eddie Tisdale
2009	Sean Sullivan
2009	Eddie Rohan
2009	Robert Lake
2010	Eddie Rohan
2010	Chas Crane

Big South All-Academic Team

1999	David Steffler
2000	Christian Tomsich
2001	Christian Tomsich
2002	Jeff Reeves
2003	Jeremy Plexico
2004	Jeff Reeves
2005	Kevin Slowey
2006	Tommy Lentz
2007	Tommy Lentz
2008	Billy Tinsley
2009	Bryn Henderson
2010	Matt Thielepape
2011	Matteo D'Angelo
2012	Max Vogel
2013	

Big South Most Valuable Player

1987	Scott Goins
1995	Bryan Link
1996	Jeremy Keller
2001	Jason Colson
2006	Heath Rollins

Big South Scholar-Athlete Of The Year

1995	Bryan Link
1998	David Steffler
1999	David Steffler
2003	Jeremy Plexico
2004	Jeff Reeves
2005	Kevin Slowey

Big South Rookie Of The Year

2001	Jon Gore
2003	Daniel Carte
2006	Alex Wilson

Big South Coach Of The Year

1991	Horace Turbeville
1992	Joe Hudak
1995	Joe Hudak
2001	Joe Hudak

Big South Player Of The Week

Jeremy Keller	Mar. 13, 1995
Jeff Cisar	Apr. 10, 1995
Travis Hollingsworth	Apr. 17, 1995
Tony Costantino	May 8, 1995
Tom Derwin	Mar. 10, 1996
Jeff Cisar	Mar. 3, 1997
Joe Colameco	Mar. 31, 1997
Joe Colameco	Mar. 9, 1998
Jason Tarasuik	Mar. 30, 1998
Brett Busha	Mar. 15, 1999
Jason Colson	Mar. 22, 1999
Todd Leathers	Apr. 19, 2000
Todd Leathers	Apr. 10, 2001
Todd Leathers	Apr. 17, 2001
Stas Swerdzewski	May 8, 2001
Todd Friedman	Apr. 22, 2002
Bennett Stapf	May 20, 2002
Daniel Carte	Feb. 26, 2003
Kyle Roberson	Apr. 1, 2003
Daniel Carte	Apr. 9, 2003
David Scoggin	Apr. 22, 2003
Bennett Stapf	May 19, 2003
David Scoggin	Apr. 5, 2004
Daniel Carte	Apr. 20, 2004
David Scoggin	May 3, 2004
Heath Rollins	Mar. 7, 2005
Kyle Roberson	Mar. 28, 2005
Chris Carrara	May 2, 2005
Heath Rollins	May 9, 2005
Mike Konstanty	Feb. 14, 2006
Jacob Dempsey	Mar. 14, 2006
Chris Carrara	Mar. 27, 2006
Tommy Lentz	Apr. 10, 2006
Jacob Dempsey	May 9, 2006
Tommy Lentz	Feb. 7, 2007
Chris Carrara	Mar. 5, 2007
Tommy Lentz	Apr. 23, 2007
Tommy Lentz	May 7, 2007
Bryn Henderson	May 19, 2008
John Murrian	Feb. 23, 2009
Eddie Rohan	Mar. 23, 2009
Matt Thielepape	Apr. 13, 2009
Sean Sullivan	Mar. 22, 2010
Adam Gliebe	Apr. 4, 2011

Big South Pitcher Of The Week

Mike Condon	Mar. 6, 1995
Bryan Link	Mar. 13, 1995
Bryan Link	May 18, 1995
Mark Richards	Mar. 3, 1996
Jeff Santa	Mar. 31, 1996
Mark Richards	Apr. 21, 1996
Ryan Lambert	Mar. 3, 1997
David Steffler	Apr. 28, 1997
David Steffler	Apr. 13, 1998
David Steffler	Mar. 8, 1999
David Steffler	Mar. 29, 1999
David Steffler	Apr. 16, 1999
Terry Krosschell	Apr. 23, 1999
Matt Koziara	May 17, 1999
Ryan Chenard	Mar. 27, 2000
Ben Thurmond	Apr. 10, 2000
Ben Thurmond	Mar. 19, 2001
Ben Thurmond	Mar. 26, 2001
Keith Pawlish	Mar. 13, 2001
Jason Colson	Apr. 2, 2001
Jason Terry	Apr. 29, 2002
Jeff Reeves	May 20, 2002
Mike Honce	Apr. 1, 2003
Jeremy Plexico	Apr. 22, 2003
Jon Wilson	Apr. 28, 2003
Jeremy Plexico	May 12, 2003
Mike Honce	Feb. 24, 2004
Kevin Slowey	Mar. 29, 2004
Kevin Slowey	Apr. 13, 2004
Jon Wilson	May 3, 2004
Kevin Slowey	Mar. 7, 2005
Heath Rollins	Apr. 11, 2005
Kevin Slowey	Apr. 18, 2005
Kevin Slowey	Apr. 25, 2005
Mike Honce	May 16, 2005
Kevin Slowey	May 23, 2005
Alex Wilson	Feb. 14, 2006
Heath Rollins	Feb. 21, 2006
Alex Wilson	Mar. 27, 2006
Heath Rollins	Apr. 10, 2006
Alex Wilson	May 16, 2006
Jason Franzblau	Feb. 14, 2007
Alex Wilson	Mar. 26, 2007
Jason Franzblau	Apr. 23, 2007
Alex Wilson	May 21, 2007
Ryan Mullins	Apr. 14, 2008
Dominic Patterozzi	Mar. 16, 2009
Tyler McBride	Apr. 6, 2009
Robert Lake	Feb. 23, 2010
Matteo D'Angelo	May 3, 2010
Robert Lake	Mar. 28, 2011

ABCA All-American

2004	Jon Wilson	2nd Team
2005	Kevin Slowey	1st Team
2005	Daniel Carte	2nd Team
2006	Jacob Dempsey	1st Team
2006	Chris Carrara	2nd Team

Baseball America All-American

1995	Bryan Link	3rd Team
2005	Daniel Carte	2nd Team
2005	Kevin Slowey	3rd Team
2006	Jacob Dempsey	2nd Team

Collegiate Baseball All-American

2001	Jeremy Herauf	3rd Team
2003	Jeremy Plexico	3rd Team
2004	Jon Wilson	2nd Team
2005	Kevin Slowey	2nd Team
2006	Heath Rollins	3rd Team
2006	Alex Wilson	3rd Team
2006	Jacob Dempsey	3rd Team

NCBWA All-American

2001	Todd Leathers	3rd Team
2003	Jeremy Plexico	3rd Team
2005	Daniel Carte	2nd Team
2005	Kevin Slowey	2nd Team
2006	Jacob Dempsey	1st Team
2006	Alex Wilson	3rd Team
2009	Tyler Mizenko	3rd Team

CollegeBaseballInsider.com All-American

2004	Jon Wilson	1st Team
------	------------	----------

Rivals.com All-American

2006	Jacob Dempsey	1st Team
2006	Heath Rollins	Honorable Mention

NAIA All-American

1980	Bob Steer	2nd Team
------	-----------	----------

All-NAIA Area 7

1980	Bob Steer
1980	Tommy Nagel
1981	Don Skorup
1985	Waine Shipman

All-NAIA World Series

1981 Mike Elliott
1981 Danny Poole

**Baseball America
Freshman All-American**

2003 Daniel Carte 1st Team

**Collegiate Baseball
Freshman All-American**

1998 Jason Colson Honorable
Mention
2000 Ben Thurmond Honorable
Mention
2001 Bennett Stapf Honorable
Mention
2001 Jon Gore Honorable
Mention
2003 Daniel Carte 1st Team
2006 Alex Wilson
2008 Eddie Rohan
2009 Tyler Mizenko

NCBWA Freshman All-American

2009 Tyler Mizenko 2nd Team

Rivals.com**Freshman All-American**

2006 Alex Wilson

**Ping! Baseball All-Ping!
Freshman Team**

2008 Eddie Rohan
2009 Tyler Mizenko

**Collegiate Baseball Freshman
Pitcher Of The Year**

2006 Alex Wilson

ABCA All-Region

1999 Matt Koziara 2nd Team
1999 Aaron Sundsmo 2nd Team
2004 David Scoggin 1st Team
2004 Jon Wilson 1st Team
2004 Daniel Carte 2nd Team
2005 Daniel Carte 1st Team
2005 Kevin Slowey 1st Team
2006 Chris Carrara 1st Team
2006 Jacob Dempsey 1st Team
2006 Alex Wilson 2nd Team

**NCAA All-Regional
Tournament Team**

1995 Bryan Link East
1995 Jeremy Keller East
1995 Joe Colameco East
2001 Ben Thurmond Wilson
2005 Kevin Slowey Knoxville
2006 Heath Rollins Chapel Hill
2006 Chris Carrara Chapel Hill

**Collegiate Baseball
National Player Of The Week**

Kevin Slowey Apr. 14, 2003
Jon Wilson May 3, 2004
Tommy Lentz May 7, 2007

**NCBWA National
Player/Pitcher Of The Week**

Keith Pawlish Feb. 26, 2001
Jacob Dempsey May 11, 2006

**CollegeBaseballInsider.com South-
east Region Player Of The Week**

Mike Honce May 18, 2005
Jacob Dempsey May 11, 2006

**CollegeBaseballInsider.com South-
east Region Pitcher Of The Week**

Robert Lake Feb. 24, 2010
Matteo D'Angelo May 5, 2010

**College Baseball Foundation
National Honors Team**

2005 Kevin Slowey
2006 Heath Rollins

**ABCA Rawlings
Gold Glove Award**

2007 Tommy Lentz

USA Baseball National Team

2001 Ben Thurmond

Dick Howser Trophy Watch List

2005 Daniel Carte (Semifinalist)

**USA Baseball Golden Spikes
Award Watch List**

2005 Daniel Carte

**Johnny Bench Away Watch
List**

2009 John Murrrian (Midseason
addition)

**Roger Clemens Award
Watch List**

2005 Jon Wilson
2006 Heath Rollins
2006 Alex Wilson
2007 Alex Wilson

**NCBWA Stopper Of The Year
Watch List**

2005 Jon Wilson
2007 Jonathan Settle
2009 Tyler Mizenko (Midseason
addition)
2010 Tyler Mizenko

**Brooks Wallace Award Watch
List**

2005 Daniel Carte
2005 Kevin Slowey
2006 Heath Rollins
2007 Alex Wilson
2010 Matt Pierpont

**CollegeBaseballInsider.com
Southeast Region
Team Of The Week**

May 17, 2011

Academic All-American

1984 Phil Blankstein
1984 Chris Kahler

CoSIDA Academic All-American

1995 Bryan Link 1st Team

CoSIDA Academic All-District


2004 Jeff Reeves 1st Team
2006 Tommy Lentz 2nd Team

**NCAA Postgraduate
Scholarship Recipient**


2004 Jeff Reeves



Outfielder Daniel Carte advanced to Triple A level with the Colorado Rockies after being drafted in 2005 2nd round



Tommy Lentz received the ABCA Golden Glove Award in 2007



Heath Rollins was a dual role player for the Eagles before being drafted as a pitcher in 2008 by Tampa Bay

Game Records

INDIVIDUAL BATTING – GAME

Most At-Bats/9 Inn.

7 – Jeremy Keller vs. UNC Asheville – 4/9/95
 7 – Joe Colameco vs. UNC Asheville – 4/9/95
 7 – Johnny Poss vs. Auburn – 2/21/96
 7 – Kyle Roberson vs. Hawaii – 3/15/05
 7 – Chris Carrara vs. North Carolina A&T – 4/24/07
 7 – Bryn Henderson vs. Charleston Southern – 4/19/08
 7 – Kevin Nolan vs. Charleston Southern – 4/19/08
 7 – Eddie Tisdale vs. Charleston Southern – 4/19/08

Most Hits/9 Inn.

5 – Todd Friedman vs. Charleston Southern – 4/17/02
 vs. Appalachian State – 4/19/02
 5 – Bryn Henderson vs. Radford – 5/22/09
 5 – Patrick Gamblin vs. Presbyterian – 5/1/10
 5 – Sean Sullivan vs. UNC Asheville – 4/17/10
 5 – Cam Walters vs. High Point – 4/3/11
 5 – Craig Rogers vs. South Carolina State – 4/14/94
 5 – Tony Costantino vs. Coastal Carolina – 4/22/95
 5 – Daniel Carte vs. Wagner – 2/21/03
 5 – Tommy Lentz vs. Charleston Southern – 4/22/07
 5 – Eddie Tisdale vs. Charleston Southern – 4/19/08

Most Runs Scored

5 – Bryn Henderson vs. Radford – 5/22/09
 5 – Don Skorup vs. Furman – 4/21/80
 5 – Scott Goins vs. Augusta – 4/8/87
 5 – Matt Matkovich vs. Wagner – 2/21/03
 5 – Kyle Roberson vs. Wagner – 2/21/03
 5 – Tommy Lentz vs. Troy – 4/30/05
 vs. North Carolina A&T – 4/24/07

Most Singles

5 – Danny Poole vs. Charlotte – 4/9/82
 vs. Allen – 4/11/82
 5 – Eddie Tisdale vs. Charleston Southern – 4/19/08

Most Doubles

3 – Todd Friedman vs. Appalachian State – 4/19/02
 3 – Sean Sullivan vs. UNC Asheville – 4/17/10
 3 – Patrick Gamblin vs. Radford – 4/15/11
 3 – Garret Zohner vs. UNC Asheville – 4/9/95
 3 – Rick Kobsik vs. Hawaii-Hilo – 3/4/96
 3 – John Coble vs. UMBC – 4/26/97
 3 – Daniel Carte vs. Wagner – 2/21/03
 3 – Eddie Tisdale vs. North Carolina – 2/28/08

Most Triples

2 – Tommy Nagel vs. USC-Aiken – 4/20/80
 2 – Phil Carey vs. Stony Brook – 4/29/06

Most Home Runs

3 – Scott Goins vs. Tennessee – 5/7/87
 3 – Ryan Scott vs. Gardner-Webb – 4/13/89
 3 – Joe Colameco vs. UMBC – 4/11/98

Most Total Bases

12 – Scott Goins vs. Tennessee – 5/7/87
 12 – Craig Rogers vs. South Carolina State – 4/14/94

Most Runs Batted In

9 – Jeff Cisar vs. Hawaii-Hilo – 3/4/96

Most Stolen Bases

4 – Steve Kirby vs. Gardner-Webb – 2/26/83
 4 – Stan Loyd vs. Gardner-Webb – 2/26/83
 4 – Jeff Dodig vs. Tusculum – 3/3/86
 vs. West Virginia State – 3/23/86
 vs. Benedict – 4/15/86
 4 – Chris Carrara vs. High Point – 5/13/06
 vs. Temple – 3/2/07

Most Walks

5 – Joe Gober vs. West Virginia State – 3/19/82
 5 – Baron Frith vs. Wofford – 4/23/90

TEAM BATTING – GAME

Most At-Bats

64 vs. UNC Asheville – 4/9/00

Most Runs

32 vs. Allen – 4/3/85

Most Hits

27 vs. UNC Asheville – 4/9/95
 vs. Marist – 2/21/10

Most Singles

20 vs. Augusta – 3/23/90
 vs. Radford – 5/22/09

Most Doubles

10 vs. Hawaii-Hilo – 3/4/96

Most Triples

5 vs. Shepherd – 3/15/81

Most Home Runs

8 vs. Tennessee – 5/7/87

Most Total Bases

47 vs. Augusta – 4/8/87
 vs. Tennessee – 5/7/87

Most Runs Batted In

32 vs. Allen – 4/3/85

Most Walks

19 vs. Cleveland State – 3/5/95

Most Times Hit By Pitch

6 vs. High Point – 4/2/11

Most Strikeouts

19 vs. Auburn – 2/26/97

Most Stolen Bases

13 vs. Benedict – 4/15/86

Most Sacrifices

7 vs. Davis and Elkins – 4/7/80
 vs. High Point – 5/6/07

Most Left On Base

18 vs. Cleveland State – 3/5/95

INDIVIDUAL PITCHING – GAME

Most Strikeouts

19 – Kevin Slowey vs. NYIT – 4/12/03

No-Hitters

1 – Mark Beeson vs. Gardner-Webb – 2/26/93
 1 – Mike Condon vs. Cleveland State – 3/5/95
 1 – Keith Pawlish vs. Eastern Kentucky – 2/23/01

INDIVIDUAL FIELDING – GAME

Most Assists

10 – Art Inabinet vs. Campbell – 4/11/86

Most Errors

4 – Stan Loyd vs. Clemson – 2/24/84
 4 – Don Skorup vs. Coastal Carolina – 4/19/80

TEAM FIELDING – GAME

Most Putouts

53 vs. UNC Asheville – 4/9/00

Most Assists

21 vs. Hawaii – 3/15/05
 vs. UNC Asheville – 4/16/10

Most Errors

9 vs. Radford – 4/18/93

Most Double Plays

5 vs. Grand Canyon – 6/8/81

Single Season Individual Records

HITTING

Highest Batting Avg. (min. 90 AB)

- .505 – Scott Goins (88-171) – 1987
- .445 – Jeff Dodig (65-146) – 1986
- .413 – Scott Goins (50-121) – 1985
- .412 – Danny Poole (54-131) – 1982
- .412 – Jeff Dodig (82-199) – 1985
- .411 – Drew Hummel (58-141) – 1987
- .403 – Jacob Dempsey (100-248) – 2006
- .403 – Jimmy Malseed (58-144) – 1987
- .401 – Eddie Eargle (55-137) – 1982
- .398 – Brian Brangi (80-201) – 1981

Highest Slugging Pct. (min. 90 AB)

- .836 – Scott Goins (171 AB) – 1987
- .758 – Art Inabinet (132 AB) – 1988
- .738 – Jacob Dempsey (248 AB) – 2006
- .738 – Drew Hummel (141 AB) – 1987
- .715 – Jimmy Malseed (144 AB) – 1987
- .706 – Jeremy Keller (197 AB) – 1996
- .685 – Jeff Dodig (146 AB) – 1986
- .672 – Eddie Eargle (137 AB) – 1982
- .670 – Jimmy Malseed (91 AB) – 1984
- .659 – Rick Kobsik (205 AB) – 1998

Highest On-Base Pct. (min. 90 AB)

- .554 – Scott Goins (171 AB) – 1987
- .538 – Jeff Dodig (146 AB) – 1986
- .516 – Brian Brangi (201 AB) – 1981
- .502 – Matt Matkovich (191 AB) – 2003
- .496 – Jeremy Keller (197 AB) – 1996
- .495 – Jimmy Malseed (144 AB) – 1987
- .494 – Drew Hummel (141 AB) – 1987
- .493 – Scott Goins (121 AB) – 1985
- .492 – Jimmy Malseed (91 AB) – 1984
- .492 – Jacob Dempsey (248 AB) – 2006

Highest Stolen Base Pct. (min. 15 att.)

- 1.000 – Russell Gaddy (15-15) – 1981
- .975 – Steve Kirby (39-40) – 1983
- .970 – Stan Loyd (32-33) – 1983
- .960 – Steve Davis (24-25) – 1981
- .955 – Russell Gaddy (21-22) – 1982
- .950 – Brian Brangi (19-20) – 1980
- .944 – Ron Knox (17-18) – 1994
- .941 – Jimmy Malseed (16-17) – 1986
- .917 – Jeff Dodig (44-48) – 1986
- .909 – Jeff Lester (20-22) – 1985

Most Games Played

- 66 – Daniel Carte – 2005
- 66 – Heath Rollins – 2005
- 66 – Chris Carrara – 2005
- 66 – Matt Repec – 2005
- 66 – Alan Robbins – 2005

- 65 – Todd Leathers – 2001
- 65 – Kyle Roberson – 2005
- 65 – Josh Ury – 2001
- 64 – Jacob Dempsey – 2006
- 64 – Chris Carrara – 2006
- 64 – Matt Repec – 2006
- 64 – Stas Swerdzewski – 2001
- 64 – Alan Robbins – 2006
- 64 – Jason Colson – 2001

Most Games Started

- 66 – Daniel Carte – 2005
- 66 – Matt Repec – 2005
- 66 – Alan Robbins – 2005
- 66 – Heath Rollins – 2005
- 65 – Todd Leathers – 2001
- 65 – Chris Carrara – 2005
- 65 – Kyle Roberson – 2005
- 64 – Alan Robbins – 2006
- 64 – Chris Carrara – 2006
- 64 – Matt Repec – 2006
- 64 – Jason Colson – 2001
- 64 – Jacob Dempsey – 2006
- 64 – Josh Ury – 2001
- 64 – Stas Swerdzewski – 2001

Most At-Bats

- 270 – Daniel Carte – 2005
- 269 – Chris Carrara – 2006
- 267 – Todd Leathers – 2001
- 260 – Kyle Roberson – 2005
- 257 – Josh Ury – 2001
- 257 – Chris Carrara – 2005
- 255 – Matt Repec – 2006
- 249 – Heath Rollins – 2005
- 248 – Jacob Dempsey – 2006
- 248 – Kevin Nolan – 2008

Most Runs Scored

- 73 – Chris Carrara – 2006
- 72 – Chris Carrara – 2005
- 72 – Jimmy Malseed – 1985
- 71 – Jacob Dempsey – 2006
- 71 – Scott Goins – 1987
- 69 – Todd Leathers – 2001
- 66 – Brian Brangi – 1981
- 65 – Jeff Dodig – 1985
- 64 – Tony Costantino – 1997
- 64 – Heath Rollins – 2006

Most Hits

- 100 – Jacob Dempsey – 2006
- 98 – Chris Carrara – 2006
- 96 – Todd Leathers – 2001
- 95 – Eddie Tisdale – 2009

- 93 – Daniel Carte – 2005
- 88 – Scott Goins – 1987
- 88 – Tommy Lentz – 2006
- 87 – Kevin Nolan – 2009
- 87 – Matt Repec – 2006
- 85 – Tony Costantino – 1995
- 85 – Heath Rollins – 2005

Most Doubles

- 28 – Jacob Dempsey – 2006
- 28 – Todd Leathers – 2001
- 25 – Todd Leathers – 2000
- 22 – Jacob Dempsey – 2004
- 21 – Matt Repec – 2006
- 21 – Bryn Henderson – 2009
- 21 – Josh Ury – 2001
- 21 – Scott Goins – 1987
- 21 – Jeff Cisar – 1995
- 21 – Tom Derwin – 1996

Most Triples

- 9 – Steve Kirby – 1982
- 7 – Tommy Nagel – 1980
- 6 – Tommy Nagel – 1981
- 6 – Ken Woody – 1988
- 5 – Jeff Cisar – 1994
- 5 – Steve Kirby – 1983
- 5 – Morrall Clyburn – 1990
- 5 – Chris Carrara – 2006
- 5 – Heath Rollins – 2006
- 5 – Dave Hanoka – 1988

Most Home Runs

- 19 – Daniel Carte – 2005
- 18 – Rick Kobsik – 1998
- 17 – Bennett Stapf – 2002
- 17 – Jacob Dempsey – 2006
- 15 – Jason Colson – 1999
- 15 – Jeff Cisar – 1997
- 15 – Eddie Rohan – 2010
- 15 – Jason Colson – 2000
- 14 – Eddie Rohan – 2009
- 14 – Chas Crane – 2010
- 14 – Jeremy Keller – 1996

Most Runs Batted In

- 78 – Jacob Dempsey – 2006
- 74 – Daniel Carte – 2005
- 67 – Matt Repec – 2006
- 66 – Rick Kobsik – 1998
- 65 – David Scoggin – 2003
- 64 – Todd Leathers – 2001
- 63 – Jason Colson – 2001
- 61 – Jeff Cisar – 1997
- 60 – Stas Swerdzewski – 2001

- 59 – Brett Busha – 1999

Most Total Bases

- 183 – Jacob Dempsey – 2006
- 172 – Daniel Carte – 2005
- 166 – Todd Leathers – 2001
- 146 – Jason Colson – 2000
- 143 – Scott Goins – 1987
- 142 – Jason Colson – 1999
- 142 – Chris Carrara – 2006
- 139 – Eddie Rohan – 2009
- 139 – Jeremy Keller – 1996
- 139 – Jeff Cisar – 1997

Most Walks

- 52 – Jordan Webb – 1999
- 51 – Jay Ostermeyer – 1993
- 50 – Chris Carrara – 2005
- 49 – Tom Derwin – 1995
- 49 – Jacob Dempsey – 2006
- 47 – Tony Costantino – 1996
- 46 – Brian Brangi – 1981
- 44 – Tony Costantino – 1995
- 44 – Chas Crane – 2011
- 42 – Jay Ostermeyer – 1992

Most Times Hit By Pitch

- 18 – Chris Carrara – 2007
- 17 – Bennett Stapf – 2001
- 14 – Daniel Carte – 2003
- 13 – Tyler Cook – 2011
- 13 – Eddie Rohan – 2010
- 12 – Bennett Stapf – 2002
- 12 – Eddie Rohan – 2011
- 12 – Patrick Gamblin – 2012
- 12 – Eddie Rohan – 2009
- 11 – Bennett Stapf – 2003
- 11 – Todd Friedman – 2002
- 11 – Tommy Lentz – 2007
- 11 – Eddie Rohan – 2008

Most Times Struck Out

- 71 – Kyle Roberson – 2005
- 60 – Daniel Carte – 2005
- 60 – Craig Plappert – 1998
- 59 – Bennett Stapf – 2003
- 58 – Jordan Webb – 2000
- 58 – Conrad Funk – 2000
- 56 – Rick Kobsik – 1997
- 55 – Chas Crane – 2010
- 54 – Jeff Cisar – 1997
- 53 – Bennett Stapf – 2001

Most Stolen Bases

- 44 – Jeff Dodig (44-48) – 1986
- 39 – Steve Kirby (39-40) – 1983
- 33 – Chris Carrara (33-39) – 2006
- 33 – Tony Costantino (33-40) – 1997
- 32 – Stan Loyd (32-33) – 1983
- 31 – Tony Costantino (31-37) – 1996
- 30 – Joe Colameco (30-34) – 1998
- 29 – Heath Rollins (29-34) – 2005
- 29 – Chris Carrara (29-33) – 2007
- 28 – Chris Carrara (28-36) – 2005

Most Times Caught Stealing

- 17 – Brian Brangi (16-33) – 1981
- 15 – Jeff Cisar (9-24) – 1996
- 8 – Todd Friedman (2-10) – 1999
- 8 – Chris Carrara (28-36) – 2005
- 8 – Adam Gliebe (3-11) – 2010
- 8 – Kyle Roberson (12-20) – 2005
- 7 – Brett Busha (8-15) – 1999
- 7 – Joe Colameco (4-11) – 1995
- 7 – Tony Costantino (26-33) – 1994
- 7 – Tony Costantino (33-40) – 1997

Most Stolen Base Attempts

- 48 – Jeff Dodig (44-48) – 1986
- 40 – Steve Kirby (39-40) – 1983
- 40 – Tony Costantino (33-40) – 1997
- 39 – Chris Carrara (33-39) – 2006
- 37 – Tony Costantino (31-37) – 1996
- 36 – Chris Carrara (28-36) – 2005
- 34 – Joe Colameco (30-34) – 1998
- 34 – Heath Rollins (29-34) – 2005
- 33 – Tony Costantino (26-33) – 1994
- 33 – Brian Brangi (16-33) – 1981
- 33 – Chris Carrara (29-33) – 2007
- 33 – Stan Loyd (32-33) – 1983

**PITCHING****Lowest Earned Run Avg. (min. 35 IP)**

1. 1.19 – Buddy Thompson (68.0 IP)–1980
2. 1.37 – Mark Richards (39.1 IP) – 1996
3. 1.52 – Mike Elliott (71.0 IP) – 1981
4. 1.56 – Ricky Burkett (57.2 IP) – 1983
5. 1.68 – Bob Steer (112.1 IP) – 1980
6. 1.74 – Bryan Link (134.1 IP) – 1995
7. 1.86 – Aaron Sundsmo (48.1 IP) – 1997
8. 1.88 – Jon Wilson (67.0 IP) – 2004
9. 2.05 – Cam Frostick (44.0 IP) – 1982
10. 2.18 – Kevin Slowey (136.1 IP) – 2005

Lowest Opp. Batting Avg. (min. 35 IP)

1. .188 – Kevin Slowey (136.1 IP) – 2005
2. .202 – Jon Wilson (67.0 IP) – 2004
3. .204 – Tad Powers (60.0 IP) – 1986
4. .207 – Alex Wilson (111.1 IP) – 2007
5. .224 – Robbie Hammond (66.1 IP) 1990
5. .224 – Eric Wroldsen (35.2 IP) – 1989
7. .225 – John Lewis (57.1 IP) – 1988
8. .228 – Heath Rollins (129.2 IP) – 2005
9. .229 – Heath Rollins (123.0 IP) – 2006
10. .231 – George Arnold (45.0 IP) – 1987

Fewest Walks Allowed/9 Inn. Game (min. 35 IP)

1. 0.75 – Kevin Slowey (119.2 IP) – 2004
2. 0.86 – Kevin Slowey (136.1 IP) – 2005
3. 0.99 – Matt Lewton (54.1 IP) – 1989
4. 1.16 – Matteo D'Angelo (77.1 IP) – 2011
5. 1.20 – Bob Steer (112.1 IP) – 1980
6. 1.24 – Robbie Wood (80.0 IP) – 1988
7. 1.41 – Mitchell Knox (38.1 IP) – 2011
8. 1.56 – David Steffler (103.2 IP) – 1998
9. 1.60 – George Arnold (45.0 IP) – 1987
10. 1.61 – Rob Tumolo (50.1 IP) – 1987

Most Strikeouts/9 Inn. Game (min. 35 IP)

1. 11.48 – Jon Wilson (53.1 IP) – 2005
2. 10.74 – Ricky Burkett (58.2 IP) – 1984
3. 10.61 – Ricky Burkett (57.2 IP) – 1983
4. 10.61 – Jon Wilson (67.0 IP) – 2004
5. 10.57 – Mike Elliott (55.1 IP) – 1982
6. 10.54 – Jeff Reeves (41.0 IP) – 2001
7. 10.46 – Heath Rollins (123.0 IP) – 2006
8. 10.23 – Cam Frostick (44.0 IP) – 1982
9. 10.00 – Mark Beaver (72.0 IP) – 1983
10. 9.88 – Matteo D'Angelo (37.1 IP) 2008

Most Wins

1. 14 – Kevin Slowey (14-2) – 2005
1. 14 – Ben Thurmond (14-3) – 2001
3. 13 – Alex Wilson (13-3) – 2006
3. 13 – Heath Rollins (13-4) – 2006
5. 12 – Jeremy Herauf (12-2) – 2001
5. 12 – Jeremy Plexico (12-3) – 2003
5. 12 – Bryan Link (12-3) – 1995

5. 12 – Matt Koziara (12-2) – 1999
9. 11 – Bob Steer (11-2) – 1980
9. 11 – Heath Rollins (11-6) – 2005
9. 11 – David Steffler (11-3) – 1998
9. 11 – Carl Dale (11-4) – 1994
9. 11 – Jon Wilson (11-0) – 2004

Most Losses

1. 9 – Hamilton Bennett (1-9) – 2008
2. 8 – Robbie Hammond (1-8) – 1992
2. 8 – Matt Pierpont (4-8) – 2012
2. 8 – Jeremy Herauf (3-8) – 2000
2. 8 – Matteo D'Angelo (4-8) – 2011
6. 7 – Carl Dale (5-7) – 1993
6. 7 – Preston Johnson (2-7) – 2012
6. 7 – Keith Pawlish (4-7) – 2000
6. 7 – Ryan Schwartz (6-7) – 2008
6. 7 – Tyler Klietsch (3-7) – 2012

Most Saves

1. 14 – Tyler Mizenko – 2009
2. 11 – Aaron Sundsmo – 1999
3. 9 – Jonathan Settle – 2006
3. 9 -- Eric Ruth -- 2013
5. 8 – Jeff Myers – 1994
5. 8 – Mark Richards – 1996
7. 7 – Jeff Myers – 1993
7. 7 – Josh McDonald – 2008
7. 7 – Jason Colson – 2000
10. 6 – Derrick Quinn – 1986
10. 6 – Tyler Mizenko – 2010
10. 6 – Jim Abbott – 1995
10. 6 – Jon Wilson – 2004

Most Appearances

1. 35 – Aaron Sundsmo – 1999
2. 34 – Jon Wilson – 2005
2. 34 – Jon Wilson – 2004
4. 33 – Ryan Mullins – 2007
4. 33 – Greg Hough – 2010
6. 31 – Josh Rush – 1998
6. 31 – Ryan Chenard – 2000
8. 30 – Jeff Myers – 1992
8. 30 – Jeff Myers – 1993
8. 30 – Tyler Mizenko – 2009

Most Games Started

1. 19 – Alex Wilson – 2006
2. 18 – Ben Thurmond – 2001
3. 17 – Kevin Slowey – 2005
3. 17 – David Steffler – 1998
3. 17 – Heath Rollins – 2005
3. 17 – Heath Rollins – 2006
3. 17 – Bryan Link – 1995
3. 17 – Jeremy Herauf – 2001
9. 16 – Jeremy Plexico – 2003
9. 16 – Jeremy Herauf – 2000
9. 16 – Alex Wilson – 2007

9. 16 – Jeff Santa – 1997
9. 16 – Bob Steer – 1981
9. 16 – Jason Franzblau – 2007
9. 16 – Matt Koziara – 1999
9. 16 – David Steffler – 1999
9. 16 Matt Koziara – 1998

Most Complete Games

1. 12 – Ben Thurmond – 2001
2. 10 – Bryan Link – 1995
3. 9 – Mike Condon – 1995
3. 9 – Bob Steer – 1980
3. 9 – Carl Dale – 1994
6. 8 – Erik Violette – 1991
7. 7 – Marc Adkisson – 1992
7. 7 – Bryan Link – 1994
7. 7 – Kevin Slowey – 2005
7. 7 – David Steffler – 1998

Most Games Finished

1. 31 – Jon Wilson – 2005
2. 26 – Tyler Mizenko – 2009
3. 23 – Jonathan Settle – 2006
3. 23 – Josh McDonald – 2008
5. 20 – Jon Wilson – 2004
6. 18 – Jonathan Settle – 2007
7. 17 – Eric Ruth – 2011
8. 16 – Chris Leroux – 2004
8. 16 – Tommy Lawrence – 2011
8. 16 – Austin Stuart – 2012

Most Innings Pitched

1. 150.0 – Ben Thurmond – 2001
2. 138.0 – Alex Wilson – 2006
3. 136.1 – Kevin Slowey – 2005
4. 134.1 – Bryan Link – 1995
5. 130.1 – Jeremy Herauf – 2001
6. 129.2 – Heath Rollins – 2005
7. 125.1 – Bob Steer – 1981
8. 124.2 – Matt Koziara – 1999
9. 123.0 – Heath Rollins – 2006
10. 119.2 – Kevin Slowey – 2004

Most Hits Allowed

1. 142 – Bob Steer – 1981
2. 134 – David Steffler – 1999
3. 132 – Ben Thurmond – 2001
4. 127 – Alex Wilson – 2006
5. 126 – Jeremy Plexico – 2002
6. 121 – Jeremy Herauf – 2001
7. 120 – Kevin Slowey – 2004
8. 112 – Heath Rollins – 2005
9. 111 – Robert Lake – 2011
10. 110 – Matt Koziara – 1999

Most Runs Allowed

1. 75 – David Steffler – 1999
2. 73 – Robbie Hammond – 1992

3. 71 – Hamilton Bennett – 2008
4. 68 – Bob Steer – 1981
4. 68 – Heath Rollins – 2006
6. 66 – Carl Dale – 1993
6. 66 – Terry Krossschell – 1999
6. 66 – Carl Dale – 1992
9. 65 – Robert Lake – 2010
9. 65 – Jeremy Plexico – 2002

Most Earned Runs Allowed

1. 61 – Robbie Hammond – 1992
2. 60 – David Steffler – 1999
3. 58 – Alex Wilson – 2006
4. 57 – Hamilton Bennett – 2008
4. 57 – Robert Lake – 2009
6. 53 – Jeremy Herauf – 2001
6. 53 – Jeremy Plexico – 2002
6. 53 – Robert Lake – 2010
9. 52 – Matt Pierpont – 2012
9. 52 – Bob Steer – 1981
9. 52 – Keith Pawlish – 2000

Most Walks Allowed

1. 62 – Terry Krossschell – 1999
2. 57 – Robbie Hammond – 1992
3. 52 – Carl Dale – 1994
4. 50 – Terry Krossschell – 1998
4. 50 – Alex Wilson – 2006
6. 48 – Matt Koziara – 1999
6. 48 – Eric Wroldsen – 1991
8. 47 – Carl Dale – 1993
9. 46 – Heath Rollins – 2006
9. 46 – Chris Carter – 2002

Most Strikeouts

1. 148 – Ben Thurmond – 2001
2. 143 – Heath Rollins – 2006
2. 143 – Alex Wilson – 2006
4. 135 – Bryan Link – 1995
5. 134 – Kevin Slowey – 2005
6. 120 – Jeremy Herauf – 2001
7. 114 – Heath Rollins – 2005
8. 106 – Jeremy Plexico – 2003
9. 104 – Kevin Slowey – 2004
10. 103 – Matt Koziara – 1999

Most Doubles Allowed

1. 30 – Jeremy Plexico – 2002
1. 30 – Ben Thurmond – 2001
3. 28 – Kevin Slowey – 2004
4. 26 – Matteo D'Angelo – 2009
5. 25 – Jeff Myers – 1992
5. 25 – Kevin Slowey – 2003
5. 25 – Alex Wilson – 2006
5. 25 – David Steffler – 1999
9. 24 – Carl Dale – 1992

Most Triples Allowed

1. 8 – Bob Steer – 1981
2. 6 – Mike Condon – 1995
2. 6 – Bryan Link – 1994
2. 6 – Buddy Thompson – 1981
5. 5 – Jeremy Plexico – 2002
5. 5 – Jeff Reeves – 2000
5. 5 – Jeff Myers – 1994
5. 5 – Josh McDonald – 2007
5. 5 – Alex Wilson – 2007
5. 5 – Carl Dale – 1992
5. 5 – Wade Newman – 2009

Most Home Runs Allowed

1. 14 – David Steffler – 1999
2. 13 – Jeremy Herauf – 2001
2. 13 – Ryan Lambert – 1996
4. 12 – Matteo D'Angelo – 2010
4. 12 – Kevin Slowey – 2003
6. 11 – Jeff Santa – 1997
7. 10 – Robert Lake – 2010
7. 10 – Brent Brady – 1991
7. 10 – Greg Utz – 1985
7. 10 – Jeremy Plexico – 2003
7. 10 – Darryl Craig – 1998
7. 10 – Tad Powers – 1986
7. 10 – Brad Richardson – 1990
7. 10 – Hamilton Bennett – 2008

Most Batters Faced

1. 589 – Alex Wilson – 2006
2. 542 – Bob Steer – 1981
3. 541 – Heath Rollins – 2005
4. 540 – Heath Rollins – 2006
5. 509 – Kevin Slowey – 2005
6. 486 – Kevin Slowey – 2004
7. 460 – Jason Franzblau – 2007
8. 459 – Jeff Santa – 1996
9. 454 – Alex Wilson – 2007
10. 443 – Bob Steer – 1980

Most Wild Pitches

1. 18 – Terry Krossschell – 1999
2. 16 – Heath Rollins – 2006
2. 16 – Robbie Hammond – 1992
4. 14 – Mike Honce – 2003
5. 13 – Carl Dale – 1993
6. 12 – Matt Pierpont – 2012
7. 11 – Eric Wroldsen – 1991
7. 11 – Terry Krossschell – 1998
7. 11 – Waine Shipman – 1985
10. 10 – Carl Dale – 1994

FIELDING**Highest Fielding Pct. (min. 250 chances)**

- .998 – Jeremy Keller (413-31-1) – 1996
- .997 – Eddie Eargle (327-17-1) – 1982
- .997 – Carey Killian (289-16-1) – 1989
- .996 – Clay Altman (259-17-1) – 2013
- .996 – Eddie Rohan (248-21-1) – 2011
- .995 – Matt Lobacz (361-28-2) – 2011
- .994 – Jeff Cisco (292-32-2) – 1984
- .993 – Steve Scalameiro (266-6-2) 1988
- .993 – Eddie Tisdale (515-21-4) – 2008
- .992 – Matt Lobacz (460-28-4) – 2012
- .991 – Eddie Tisdale (516-31-5) – 2009

Most Chances

- 568 – Josh Ury – 2000
- 567 – Alan Robbins – 2005
- 561 – Jeremy Keller – 1995
- 552 – Eddie Tisdale – 2009
- 540 – Eddie Tisdale – 2008
- 536 – Rick Kobsik – 1998
- 530 – Carey Killian – 1990
- 522 – Eddie Eargle – 1981
- 516 – Stas Swerdzewski – 2001
- 509 – Rick Kobsik – 1997

Most Putouts

- 527 – Jeremy Keller – 1995
- 521 – Josh Ury – 2000
- 516 – Eddie Tisdale – 2009
- 515 – Eddie Tisdale – 2008
- 508 – Carey Killian – 1990
- 502 – Rick Kobsik – 1998
- 499 – Alan Robbins – 2005
- 491 – Eddie Eargle – 1981
- 481 – Rick Kobsik – 1997
- 478 – Stas Swerdzewski – 2001

Most Assists

- 195 – Jordan Webb – 1999
- 191 – Jordan Webb – 2000
- 187 – Jason Tarasuik – 1999
- 184 – Chris Carrara – 2006
- 182 – Chris Carrara – 2005
- 181 – Dave Patterson – 1985
- 177 – Adam Gliebe – 2011
- 176 – Kevin Nolan – 2009
- 172 – Matt Repec – 2005
- 165 – Chris Carrara – 2007

Most Errors

- 30 – Jordan Webb – 2000
- 22 – Travis Hollingsworth – 1995
- 22 – Jeff Cisar – 1995
- 22 – Ron Schick – 1990
- 21 – Kyle Edwards – 2013
- 21 – Jeff Cisar – 1994
- 21 – Robert Tucker – 1987
- 20 – Kevin Nolan – 2009

HITTING**Highest Batting Avg. (min. 200 AB)**

- .428 – Scott Goins (191-446) – 1985-87
- .413 – Jeff Dodig (207-501) – 1985-87
- .386 – Tommy Nagel (124-321) – 1980-81
- .385 – Drew Hummel (112-291) – 1986-87
- .379 – Jimmy Malseed (223-588) – 1984-87
- .374 – Brian Brangi (128-342) – 1980-81
- .360 – Greg Hamm (153-425) – 1983-86
- .356 – Jacob Dempsey (291-817) – 2003-06
- .355 – Art Inabinet (204-575) – 1985-88
- .351 – Eddie Tisdale (242-689) – 2006-09

Highest Slugging Pct. (min. 200 AB)

- .653 – Jimmy Malseed (588 AB) – 1984-87
- .653 – Drew Hummel (291 AB) – 1986-87
- .632 – Scott Goins (446 AB) – 1985-87
- .628 – Jacob Dempsey (817 AB) – 2003-06
- .625 – Jeff Dodig (501 AB) – 1985-87
- .604 – Daniel Carte (715 AB) – 2003-05
- .598 – Tommy Nagel (321 AB) – 1980-81
- .571 – Jeremy Keller (694 AB) – 1993-96
- .566 – Jason Colson (914 AB) – 1998-01
- .565 – Eddie Rohan (850 AB) – 2008-11

Highest On-Base Pct. (min. 200 AB)

- .496 – Scott Goins (446 AB) – 1985-97
- .492 – Brian Brangi (342 AB) – 1980-81
- .489 – Jeff Dodig (501 AB) – 1985-87
- .476 – Tommy Nagel (321 AB) – 1980-81
- .473 – Jimmy Malseed (588 AB) – 1984-87
- .464 – Drew Hummel (291 AB) – 1986-87
- .447 – Scott Swarm (278 AB) – 1983-84
- .446 – Tony Costantino (823 AB) – 1994-97
- .444 – Jacob Dempsey (817 AB) – 2003-06
- .433 – Heath Rollins (481 AB) – 2005-06

Highest Stolen Base Pct. (min. 25 attempts)

- .979 – Russell Gaddy (46-47) – 1980-82
- .960 – Steve Davis (24-25) – 1981
- .951 – Stan Loyd (39-41) – 1982-83
- .925 – Jimmy Malseed (49-53) – 1984-87
- .921 – Steve Kirby (58-63) – 1980, 82-83
- .902 – Jimmy Huestess (37-41) – 1985-88
- .896 – Scott Goins (43-48) – 1985-87
- .891 – Jeff Dodig (82-92) – 1985-87
- .871 – Ron Knox (27-31) – 1992-94
- .854 – Jeff Lester (41-48) – 1984-85

Most Games Played

- 247 – Jason Colson – 1998-01
- 247 – Matt Repec – 2003-06
- 242 – Chris Carrara – 2004-07
- 242 – Tommy Lentz – 2004-07
- 232 – Todd Leathers – 1999-02

Career Individual Records

- 231 – Jacob Dempsey – 2003-06
- 229 – Josh Ury – 1998-01
- 227 – Jordan Webb – 1998-01
- 227 – Jeff Cisar – 1994-97
- 226 – Tony Costantino – 1994-97
- 226 – Eddie Rohan – 2008-11

Most Games Started

- 247 – Matt Repec – 2003-06
- 243 – Jason Colson – 1998-01
- 236 – Chris Carrara – 2004-07
- 234 – Tommy Lentz – 2004-07
- 227 – Todd Leathers – 1999-02
- 222 – Eddie Rohan – 2008-11
- 216 – Jacob Dempsey – 2003-06
- 209 – Josh Ury – 1998-01
- 208 – Jordan Webb – 1998-01
- 201 – Bennett Stapf – 2001-04

Most At-Bats

- 945 – Chris Carrara – 2004-07
- 930 – Matt Repec – 2003-06
- 914 – Jason Colson – 1998-01
- 897 – Todd Leathers – 1999-02
- 883 – Tommy Lentz – 2004-07
- 850 – Eddie Rohan – 2008-11
- 847 – Jeff Cisar – 1994-97
- 823 – Tony Costantino – 1994-97
- 817 – Jacob Dempsey – 2003-06
- 804 – Josh Ury – 1998-01

Most Runs Scored

- 247 – Chris Carrara – 2004-07
- 234 – Tony Costantino – 1994-97
- 206 – Jimmy Malseed – 1984-87
- 202 – Jacob Dempsey – 2003-06
- 196 – Jason Colson – 1998-01
- 193 – Todd Leathers – 1999-02
- 191 – Joe Colameco – 1995-98
- 190 – Jeff Cisar – 1994-97
- 185 – Tommy Lentz – 2004-07
- 180 – Scott Goins – 1985-87

Most Hits

- 310 – Chris Carrara – 2004-07
- 301 – Todd Leathers – 1999-02
- 293 – Matt Repec – 2003-06
- 292 – Jason Colson – 1998-01
- 291 – Jacob Dempsey – 2003-06
- 288 – Tommy Lentz – 2004-07
- 275 – Jeff Cisar – 1994-97
- 274 – Eddie Rohan – 2008-11
- 273 – Tony Costantino – 1994-97
- 265 – Joe Colameco – 1995-98

Most Doubles

- 78 – Jacob Dempsey – 2003-06
- 75 – Todd Leathers – 1999-02
- 64 – Tommy Lentz – 2004-07
- 59 – Matt Repec – 2003-06
- 58 – Jason Colson – 1998-01
- 57 – Joe Colameco – 1995-98
- 55 – Eddie Rohan – 2008-11
- 54 – Jeff Cisar – 1994-97
- 51 – Jeremy Keller – 1993-96
- 50 – Daniel Carte – 2003-06

Most Triples

- 16 – Steve Kirby – 1980, 82-83
- 13 – Tommy Nagel – 1980-81
- 11 – Jeff Cisar – 1994-97
- 9 – Jeremy Keller – 1993-96
- 9 – Jimmy Malseed – 1984-87
- 9 – Jacob Dempsey – 2003-06
- 9 – Chris Carrara – 2004-07
- 8 – Heath Rollins – 2005-06
- 8 – Jeff Dodig – 1985-97
- 7 – Tommy Helms – 1980-81
- 7 – Eddie Eargle – 1980-82
- 7 – Danny Poole – 1980-83
- 7 – Ken Woody – 1988-89

Most Home Runs

- 53 – Jason Colson – 1998-01
- 47 – Eddie Rohan – 2008-11
- 42 – Daniel Carte – 2003-05
- 42 – Jacob Dempsey – 2003-06
- 38 – Bennett Stapf – 2001-04
- 37 – Todd Leathers – 1999-02
- 34 – Jimmy Malseed – 1984-87
- 33 – Jeremy Keller – 1993-96
- 31 – Joe Colameco – 1995-98
- 31 – Rick Kobsik – 1995-98

Most Runs Batted In

- 216 – Jason Colson – 1998-01
- 209 – Jacob Dempsey – 2003-06
- 199 – Matt Repec – 2003-06
- 190 – Todd Leathers – 1999-02
- 183 – Joe Colameco – 1995-98
- 182 – Daniel Carte – 2003-05
- 181 – Jeff Cisar – 1994-97
- 177 – Tommy Lentz – 2004-07
- 173 – Eddie Rohan – 2008-11
- 167 – Bennett Stapf – 2001-04
- 167 – Jeremy Keller – 1993-96

Most Total Bases

- 517 – Jason Colson – 1998-01
- 513 – Jacob Dempsey – 2003-06
- 499 – Todd Leathers – 1999-02

- 480 – Eddie Rohan – 2008-11
- 432 – Daniel Carte – 2003-05
- 429 – Jeff Cisar – 1994-97
- 427 – Joe Colameco – 1995-98
- 426 – Matt Repec – 2003-06
- 425 – Tommy Lentz – 2004-07
- 421 – Chris Carrara – 2004-07

Most Walks

- 159 – Tony Costantino – 1994-97
- 143 – Chris Carrara – 2004-07
- 133 – Jacob Dempsey – 2003-06
- 127 – Jason Colson – 1998-01
- 121 – Jordan Webb – 1998-01
- 116 – Chas Crane – 2009-12
- 116 – Joe Colameco – 1995-98
- 116 – Jimmy Malseed – 1984-87
- 114 – Jeremy Keller – 1993-96
- 108 – Matt Repec – 2003-06

Most Times Hit By Pitch

- 48 – Eddie Rohan – 2008-11
- 44 – Bennett Stapf – 2001-04
- 39 – Chris Carrara – 2004-07
- 31 – Tommy Lentz – 2004-07
- 31 – Daniel Carte – 2003-05
- 22 – Patrick Gamblin – 2010-12
- 22 – Todd Friedman – 1999-02
- 21 – Todd Leathers – 1999-02
- 19 – Tom Derwin – 1993-96
- 19 – Tyler Cook – 2010-11
- 19 – Jason Colson – 1998-01

Most Stolen Bases

- 116 – Tony Costantino – 1994-97
- 103 – Chris Carrara – 2004-07
- 82 – Jeff Dodig – 1985-87
- 64 – Joe Colameco – 1995-98
- 58 – Steve Kirby – 1980, 82-83
- 54 – Heath Rollins – 2005-06
- 49 – Jordan Webb – 1998-01
- 49 – Jimmy Malseed – 1998-01
- 46 – Russell Gaddy – 1980-82
- 44 – Tom Derwin – 1993-96
- 44 – Kyle Roberson – 2002-05

Most Stolen Base Attempts

- 142 – Tony Costantino – 1994-97
- 126 – Chris Carrara – 2004-07
- 92 – Jeff Dodig – 1985-87
- 82 – Joe Colameco – 1995-98
- 65 – Jordan Webb – 1998-01
- 64 – Heath Rollins – 2005-06
- 63 – Kyle Roberson – 2002-05
- 63 – Steve Kirby – 1980, 82-83
- 57 – Tom Derwin – 1993-96

PITCHING**Lowest Earned Run Avg. (min. 75 IP)**

- 1.99 – Mike Elliott (126.1 IP) – 1981-82
- 2.50 – Ricky Burkett (144.0) – 1983-85
- 2.70 – Buddy Thompson (200.0 IP) – 1980-82
- 2.76 – Bob Steer (237.2 IP) – 1980-81
- 2.83 – Mark Beaver (143.0 IP) – 1983-84
- 2.87 – Ben Thurmond (303.2 IP) – 2000-02
- 2.98 – Tony McKinney (108.2 IP) – 1985-86
- 3.00 – Bryan Link (336.1 IP) – 1992-95
- 3.09 – Erik Violette (180.2 IP) – 1990-91
- 3.15 – Kevin Slowey (349.0 IP) – 2003-05

Lowest Opponent Batting Avg. (min. 75 IP)

- .229 – Heath Rollins (252.2 IP) – 2005-06
- .229 – Alex Wilson (249.1 IP) – 2006-07
- .234 – Tad Powers (135.2 IP) – 1986-87
- .246 – John Lewis (201.2 IP) – 1987-90
- .259 – Tyler Mizenko (184.2 IP) – 2009-11
- .259 – Jason Franzblau (174.2 IP) – 2006-07
- .260 – Robbie Wood (120.0 IP) – 1988-89
- .262 – Brad Richardson (76.0 IP) – 1988-90
- .264 – Rob Tumolo (78.2 IP) – 1986-87
- .269 – Hamilton Bennett (88.2 IP) – 2008

Fewest Walks Allowed/9 Inn. Game (min. 75 IP)

- 1.06 – Kevin Slowey (349.0 IP) – 2003-05
- 1.63 – Bob Steer (237.2 IP) – 1980-81
- 1.77 – Tyler Klitsch (86.2 IP) – 2012-Present
- 1.80 – Robbie Wood (120.0 IP) – 1988-89
- 1.81 – Matteo D'Angelo (293.1 IP) – 2008-11
- 1.86 – Jeremy Plexico (227.0 IP) – 2002-03
- 1.99 – Erik Violette (180.2 IP) – 1990-91
- 2.01 – David Steffler (278.0 IP) – 1997-99
- 2.06 – Rob Tumolo (78.2 IP) – 1986-87
- 2.26 – Tad Powers (135.2 IP) – 1986-87

Most Strikeouts/9 Inn. Game (min. 75 IP)

- 10.75 – Ricky Burkett (144.0 IP) – 1983-85
- 9.99 – Jon Wilson (155.0 IP) – 2002-05
- 9.97 – Mike Elliott (126.1 IP) – 1981-82
- 9.61 – Jason Colson (122.2 IP) – 1998-01
- 9.15 – Heath Rollins (252.2 IP) – 2005-06
- 9.13 – Mark Beaver (143.0 IP) – 1983-84
- 9.06 – Jeff Reeves (202.2 IP) – 2000-04
- 8.74 – Aaron Sundsmo (163.2 IP) – 1996-99
- 8.69 – Darryl Craig (107.2 IP) – 1997-98
- 8.66 – Alex Wilson (249.1 IP) – 2006-07

Most Wins

- 29 – Kevin Slowey (29-9) – 2003-05
- 27 – Bryan Link (27-14) – 1992-95
- 24 – Heath Rollins (24-10) – 2005-06
- 24 – Mark Hetrick (24-3) – 1985-87
- 24 – Wayne Shipman (24-5) – 1983-86
- 22 – Ben Thurmond (22-9) – 2000-02
- 22 – Carl Dale (22-14) – 1992-94
- 21 – David Steffler (21-12) – 1997-99
- 21 – Jeremy Plexico (21-8) – 2002-03

- 20 – Matteo D'Angelo (20-18) – 2008-11
- 20 – Bob Steer (20-5) – 1980-81

Most Losses

- 19 – Matt Pierpont (12-19) – 2010-13
- 18 – Matteo D'Angelo (20-18) – 2008-11
- 15 – Jeremy Herauf (16-15) – 1998-01
- 14 – Carl Dale (22-14) – 1992-94
- 14 – Bryan Link (27-14) – 1992-95
- 14 – Jeff Reeves (7-14) – 2000-02, 2004
- 13 – Wade Newman (13-13) – 2007-11
- 12 – David Steffler (21-12) – 1997-99
- 12 – Robert Lake (17-12) – 2008-11
- 12 – Aaron Sundsmo (17-12) – 1996-99
- 12 – Terry Krossschell (19-12) – 1996-99
- 12 – Mark Wells (14-12) – 1992-94

Most Saves

- 20 – Tyler Mizenko – 2009-11
- 20 – Aaron Sundsmo – 1996-99
- 17 – Jeff Myers – 1991-94
- 13 --Eric Ruth -- 2010-13
- 12 – Jon Wilson – 2002-05
- 12 – Jonathan Settle – 2004-07
- 10 – Ryan Chenard – 2000-03
- 9 – Mark Richards – 1996-97
- 9 – Josh McDonald – 2006-08
- 7 – Derrick Quinn – 1986-87
- 7 – Jason Horner – 1999-02
- 7 – Jason Colson – 1998-01
- 7 – Mike Elliott – 1981-82

Most Appearances

- 106 – Aaron Sundsmo – 1996-99
- 100 – Jonathan Settle – 2004-07
- 98 – Ryan Chenard – 2000-03
- 98 – Jeff Myers – 1991-94
- 94 – Eric Ruth – 2010-13
- 89 – Jon Wilson – 2002-05
- 83 – Jason Horner – 1999-02
- 72 – Matteo D'Angelo – 2008-11
- 68 – Tyler Mizenko – 2009-11
- 68 – Robert Lake – 2008-11

Most Games Started

- 46 – Bryan Link – 1992-95
- 44 – Jeremy Herauf – 1998-01
- 44 – David Steffler – 1997-99
- 42 – Matteo D'Angelo – 2008-11
- 41 – Robert Lake – 2008-11
- 41 – Kevin Slowey – 2003-05
- 41 – Ryan Lambert – 1995-97
- 40 – Terry Krossschell – 1996-99
- 39 – Mike Condon – 1994-97
- 39 – Carl Dale – 1992-94

Most Complete Games

- 22 – Bryan Link – 1992-95
- 20 – Carl Dale – 1992-94

- 16 – Ben Thurmond – 2000-02
- 15 – Mike Condon – 1994-97
- 14 – Bob Steer – 1980-81
- 13 – David Steffler – 1997-99
- 13 – Kevin Slowey – 2003-05
- 12 – Buddy Thompson – 1980-82
- 12 – Jeremy Plexico – 2002-03
- 11 – Wayne Shipman – 1983-86
- 11 – Erik Violette – 1990-91

Most Shutouts

- 7 – Bryan Link – 1992-95
- 6 – David Steffler – 1997-99
- 5 – Mike Condon – 1994-97
- 5 – Bob Steer – 1980-81
- 4 – Buddy Thompson – 1980-82
- 4 – Wayne Shipman – 1983-86
- 4 – Matt Koziara – 1998-99
- 4 – Jamie Holt – 1980-82
- 3 – Carl Dale – 1992-94
- 3 – Ben Thurmond – 2000-02
- 3 – Ricky Burkett – 1983-85
- 3 – Mark Beeson – 1983
- 3 – John Lewis – 1987-90
- 3 – Mitch Walters – 1983-85

Most Innings Pitched

- 349.0 – Kevin Slowey – 2003-05
- 336.1 – Bryan Link – 1992-95
- 303.2 – Ben Thurmond – 2000-02
- 303.1 – Robert Lake – 2008-11
- 293.1 – Matteo D'Angelo – 2008-11
- 292.2 – Jeremy Herauf – 1998-01
- 280.1 – Carl Dale – 1992-94
- 278.0 – David Steffler – 1997-99
- 268.1 – Terry Krossschell – 1996-99
- 258.1 -- Matt Pierpont -- 2010-13

Most Hits Allowed

- 369 – Robert Lake – 2008-11
- 323 – Matteo D'Angelo – 2008-11
- 309 – Kevin Slowey – 2003-05
- 306 – David Steffler – 1997-99
- 295 – Jeremy Herauf – 1998-01
- 292 -- Matt Pierpont -- 2010-13
- 288 – Bryan Link – 1992-95
- 276 – Carl Dale – 1992-94Z
- 254 – Mike Condon – 1994-97
- 250 – Wade Newman – 2007-11

Most Runs Allowed

- 203 – Robert Lake – 2008-11
- 179 – Terry Krossschell – 1996-99
- 172 – Carl Dale – 1992-94
- 167 – Jeremy Herauf – 1998-01
- 163 – Wade Newman – 2007-11
- 159 -- Matt Pierpont -- 2010-13
- 158 – David Steffler – 1997-99
- 154 – Matteo D'Angelo – 2008-11

- 149 – Mike Condon – 1994-97
- 142 – Ryan Lambert – 1995-97

Most Earned Runs Allowed

- 181 – Robert Lake – 2008-11
- 144 – Wade Newman – 2007-11
- 143 -- Matt Pierpont -- 2010-13
- 140 – Terry Krossschell – 1996-99
- 135 – Jeremy Herauf – 1998-01
- 133 – Matteo D'Angelo – 2008-11
- 130 – David Steffler – 1997-99
- 127 – Mike Condon – 1994-97
- 127 – Carl Dale – 1992-94
- 122 – Kevin Slowey – 2003-05

Most Walks Allowed

- Terry Krossschell – 1996-99
- 141 – Carl Dale – 1992-94
- 114 – Mike Condon – 1994-97
- 108 – Mike Honce – 2003-07
- 108 – Jeff Reeves – 2000-04
- 106 – Mark Wells – 1992-94
- 105 – Jeremy Herauf – 1998-01
- 104 – Bryan Link – 1992-95
- 99 – Ryan Lambert – 1995-97
- 98 – Eric Wroldsen – 1989-91
- 98 – Ben Thurmond – 2000-02

Most Strikeouts

- 331 – Kevin Slowey – 2003-05
- 315 – Bryan Link – 1992-95
- 287 – Ben Thurmond – 2000-02
- 258 – Terry Krossschell – 1996-99
- 257 – Heath Rollins – 2005-06
- 253 – Jeremy Herauf – 1998-01
- 240 – Alex Wilson – 2006-07
- 236 – Carl Dale – 1992-94
- 221 – David Steffler – 1997-99
- 211 – Matteo D'Angelo – 2008-11

Most Doubles Allowed

- 72 – Matteo D'Angelo – 2008-11
- 72 – Robert Lake – 2008-11
- 67 – Jeremy Herauf – 1998-01
- 66 -- Matt Pierpont -- 2010-13
- 65 – Kevin Slowey – 2003-05
- 64 – David Steffler – 1997-99
- 60 – Mark Wells – 1992-94
- 58 – Bryan Link – 1992-95
- 56 – Mike Condon – 1994-97
- 55 – Carl Dale – 1992-94
- 55 – Jeff Myers – 1991-94

Most Triples Allowed

- 12 – Matteo D'Angelo – 2008-11
- 12 – Buddy Thompson – 1980-82
- 12 – Wade Newman – 2007-11
- 12 – Bryan Link – 1992-95
- 10 – Jeff Myers – 1991-94

- 10 – Kevin Slowey – 2003-5

- 10 – Bob Steer – 1980-81
- 9 – Jeff Reeves – 2000-04
- 9 – Carl Dale – 1992-94
- 8 – Heath Rollins – 2005-06
- 8 – Mike Condon – 1994-97
- 8 – Alex Wilson – 2006-07
- 8 – Ben Thurmond – 2000-02
- 8 – David Steffler – 1997-99

Most Home Runs Allowed

- 30 – Matteo D'Angelo – 2008-11
- 30 – Robert Lake – 2008-11
- 29 – David Steffler – 1997-99
- 28 – Kevin Slowey – 2003-05
- 26 – Ryan Lambert – 1995-97
- 26 – Jeremy Herauf – 1998-01
- 21 – Jeff Myers – 1991-94
- 21 – Ben Thurmond – 2000-02
- 20 – Terry Krossschell – 1996-99
- 19 – Jeff Santa – 1996-97
- 19 – Tad Powers – 1986-87
- 19 – Bryan Link – 1992-95

Most Batters Faced

- 1352 – Robert Lake – 2008-11
- 1261 – Matteo D'Angelo – 2008-11
- 1081 – Heath Rollins – 2005-06
- 1043 – Alex Wilson – 2006-07
- 995 – Kevin Slowey – 2003-05
- 985 – Bob Steer – 1980-81
- 938 – Wade Newman – 2007-11
- 827 – Buddy Thompson – 1980-82
- 811 – Tyler Mizenko – 2009-11
- 793 – Ryan Schwartz – 2006-08

Most Wild Pitches

- 41 – Terry Krossschell – 1996-99
- 32 – Mike Honce – 2003-07
- 32 – Carl Dale – 1992-94
- 26 – Eric Wroldsen – 1989-91
- 25 – Heath Rollins – 2005-06
- 24 -- Matt Pierpont -- 2010-13
- 23 – Robbie Hammond – 1990-92
- 23 – Jason Colson – 1998-01
- 21 – Wayne Shipman – 1983-86
- 21 – Mark Wells – 1992-94
- 21 – Jeff Reeves – 2000-04

Most Balks

- 6 – Ryan Mullins – 2007-08
- 5 – Robert Lake – 2008-11
- 5 – Jason Terry – 2001-02,04-05
- 5 – Wayne Shipman – 1983-86
- 4 – Jonathan Settle – 2004-07
- 4 – Kevin Slowey – 2003-05
- 3 – Tyler Mizenko – 2009-11
- 3 – Matt Pierpont – 2010-13
- 3 – Mike Honce – 2003-07

FIELDING

Highest Fielding Pct. (min. 500 chances)

- .993 – Matt Lobacz (1050-72-8) – 2011-13
- .993 – Carey Killian (797-33-6) – 1989-90
- .992 – Eddie Rohan (474-42-4) – 2008-11
- .992 – Eddie Tisdale (1548-42-14) – 2006-09
- .986 – Bryan Dunn (723-75-11) – 1994-96
- .986 – Bennett Stapf (1592-136-24) – 2001-04
- .986 – Eddie Eargle (1162-58-17) – 1980-82
- .986 – Craig Plappert (744-102-12) – 1997-98
- .986 – Jeremy Keller (1199-68-18) – 1993-96
- .985 – Heath Rollins (663-69-11) – 2005-06

Most Chances

- 1752 – Bennett Stapf – 2001-04
- 1650 – Eddie Tisdale – 2006-09
- 1317 – Alan Robbins – 2003-06
- 1285 – Jeremy Keller – 1993-96
- 1237 – Eddie Eargle – 1980-82
- 1201 – Josh Ury – 1998-01
- 1161 – Rick Kobsik – 1995-98
- 1077 – John Murrian – 2007-09
- 1058 – Matt Repec – 2003-06
- 1039 – Chris Carrara – 2004-07

Most Putouts

- 1592 – Bennett Stapf – 2001-04
- 1548 – Eddie Tisdale – 2006-09
- 1199 – Jeremy Keller – 1993-96
- 1162 – Eddie Eargle – 1980-82
- 1159 – Alan Robbins – 2003-06
- 1110 – Josh Ury – 1998-01
- 1089 – Rick Kobsik – 1995-98
- 1050 – Matt Lobacz – 2011-13
- 927 – John Murrian – 2007-09
- 830 – Stas Swerdzewski – 2001-02

Most Assists

- 640 – Matt Repec – 2003-06
- 604 – Chris Carrara – 2004-07
- 594 – Jordan Webb – 1998-01
- 539 – Jeff Cisar – 1994-97
- 485 – Kevin Nolan – 2007-09
- 483 – Jason Tarasuik – 1996-99
- 481 – Jason Colson – 1998-01
- 342 – Tim Sheriff – 1990-92
- 332 – Adam Gliebe – 2010-11
- 310 – Bryn Henderson – 2006-09

Most Errors

- 78 – Jeff Cisar – 1994-97
- 65 – Jason Colson – 1998-01
- 62 – Matt Repec – 2003-06
- 58 – Jordan Webb – 1998-01
- 55 – Jason Tarasuik – 1996-99
- 50 – Tom Derwin – 1993-96
- 49 – Art Inabinet – 1985-88
- 47 – Kevin Nolan – 2007-09

HITTING

Highest Batting Average

- .371 (505-1360) – 1987
- .352 (526-1493) – 1986
- .350 (667-1906) – 1985
- .330 (589-1787) – 1981
- .329 (736-2235) – 2006
- .323 (682-2111) – 2009
- .321 (405-1261) – 1983
- .314 (366-1166) – 1982
- .314 (389-1240) – 1980
- .313 (585-1871) – 1996

Highest Slugging Pct.

- .594 (1360 AB) – 1987
- .510 (1493 AB) – 1986
- .502 (1906 AB) – 1985
- .495 (2235 AB) – 2006
- .486 (1178 AB) – 1988
- .478 (1871 AB) – 1996
- .476 (1927 AB) – 2003
- .475 (1166 AB) – 1982
- .473 (2018 AB) – 2010
- .468 (2111 AB) – 2009

Highest On-Base Pct.

- .442 (1360 AB) – 1987
- .428 (1906 AB) – 1985
- .419 (1493 AB) – 1986
- .415 (2235 AB) – 2006
- .413 (1787 AB) – 1981
- .409 (1266 AB) – 1984
- .405 (1871 AB) – 1996
- .404 (1261 AB) – 1983
- .399 (1927 AB) – 2003
- .398 (1240 AB) – 1980

Highest Stolen Base Pct.

- .926 (150-162) – 1986
- .918 (123-134) – 1983
- .896 (69-77) – 1982
- .880 (66-75) – 1987
- .874 (118-135) – 1981
- .848 (56-66) – 1988
- .844 (92-109) – 1980
- .838 (98-117) – 1984
- .816 (62-76) – 1990
- .792 (114-144) – 1985

Most Games Played

- 66 – 2005
- 65 – 2001
- 64 – 2006
- 63 – 1999
- 63 – 2000

Single Season Team Records

- 60 – 2008
- 60 – 1995
- 60 – 2007
- 60 – 2004
- 60 – 2009

Most At-Bats

- 2267 – 2005
- 2257 – 2001
- 2235 – 2006
- 2111 – 2009
- 2103 – 2000
- 2084 – 1999
- 2065 – 2004
- 2044 – 2008
- 2040 – 2007
- 2018 – 2010

Most Runs Scored

- 556 – 1985
- 478 – 2006
- 449 – 2001
- 444 – 2005
- 432 – 1981
- 426 – 2009
- 421 – 1999
- 414 – 1987
- 410 – 1986
- 404 – 2003

Most Hits

- 736 – 2006
- 696 – 2005
- 682 – 2009
- 673 – 2001
- 667 – 1985
- 630 – 2004
- 622 – 1999
- 618 – 2010
- 604 – 2008
- 599 – 2007

Most Doubles

- 156 – 2001
- 131 – 1995
- 130 – 2006
- 130 – 2009
- 128 – 2003
- 126 – 1996
- 125 – 2010
- 124 – 2004
- 123 – 2000
- 120 – 2005

Most Triples

- 26 – 1981
- 24 – 1980
- 19 – 1982
- 18 – 1986
- 18 – 1988
- 17 – 2006
- 17 – 1993
- 17 – 1994
- 16 – 1987
- 16 – 1985
- 16 – 2007

Most Home Runs

- 69 – 2006
- 69 – 1998
- 62 – 2010
- 61 – 1987
- 60 – 2003
- 58 – 2005
- 58 – 1997
- 57 – 2001
- 57 – 2004
- 55 – 2009

Most Runs Batted In

- 462 – 1985
- 448 – 2006
- 407 – 2001
- 406 – 2005
- 392 – 1981
- 390 – 2009
- 374 – 2004
- 370 – 2003
- 369 – 1999
- 369 – 1987

Most Total Bases

- 1107 – 2006
- 1026 – 2001
- 1016 – 2005
- 987 – 2009
- 957 – 1985
- 955 – 2010
- 945 – 2004
- 917 – 2003
- 906 – 1999
- 895 – 1996

Most Walks

- 306 – 2006
- 305 – 1995
- 295 – 1985
- 284 – 2005
- 283 – 1999

- 272 – 1992
- 268 – 1996
- 262 – 1993
- 261 – 1981
- 252 – 1998

Most Times Hit By Pitch

- 76 – 2001
- 61 – 2007
- 57 – 2008
- 56 – 2003
- 54 – 2002
- 52 – 2011
- 52 – 2000
- 52 – 2005
- 50 – 2004
- 50 – 2010

Most Times Struck Out

- 432 – 2005
- 414 – 1997
- 413 – 2004
- 411 – 2001
- 407 – 1999
- 400 – 1998
- 380 – 2000
- 370 – 2002
- 368 – 2003
- 368 – 2013

Most Stolen Bases

- 150 (150-162) – 1986
- 123 (123-134) – 1983
- 118 (118-135) – 1981
- 114 (114-144) – 1985
- 103 (103-145) – 2005
- 101 (101-128) – 2006
- 100 (100-132) – 1996
- 98 (98-117) – 1984
- 92 (92-109) – 1980
- 91 (91-117) – 1993

Most Times Caught Stealing

- 42 (103-145) – 2005
- 40 (82-122) – 1999
- 38 (68-108) – 1995
- 35 (64-99) – 2004
- 35 (81-116) – 1997
- 32 (100-132) – 1996
- 32 (46-78) – 2010
- 31 (87-118) – 2000
- 30 (114-144) – 1985
- 29 (64-93) – 2003
- 29 (82-111) – 1994

Most Stolen Base Attempts

- 162 (150-162) – 1986
- 145 (103-145) – 2005
- 144 (114-144) – 1985
- 135 (118-135) – 1981
- 134 (123-134) – 1983
- 132 (100-132) – 1996
- 128 (101-128) – 2006
- 122 (82-122) – 1999
- 118 (87-118) – 2000
- 117 (91-117) – 1993
- 117 (98-117) – 1984

PITCHING

Lowest Earned Run Avg.

- 2.22 (325.0 IP) – 1980
- 2.67 (323.2 IP) – 1983
- 3.13 (333.2 IP) – 1984
- 3.16 (299.0 IP) – 1982
- 3.28 (582.0 IP) – 2001
- 3.35 (440.1 IP) – 1981
- 3.59 (497.0 IP) – 1995
- 3.59 (316.0 IP) – 1987
- 3.66 (428.1 IP) – 1990
- 3.72 (592.0 IP) – 2005

Highest Earned Run Avg.

- 6.25 (506.2 IP) – 2010
- 5.46 (458.0 IP) – 2012
- 5.36 (503.1 IP) – 2002
- 5.33 (486.2 IP) – 1992
- 5.31 (524.0 IP) – 2008
- 5.18 (524.2 IP) – 2009
- 5.15 (265.2 IP) – 1989
- 5.00 (507.1 IP) – 2011
- 4.87 (456.1 IP) – 1997
- 4.81 (464.0 IP) – 1998

Lowest Opponent Batting Avg.

- .233 (316.0 IP) – 1987
- .244 (354.0 IP) – 1986
- .248 (592.0 IP) – 2005
- .249 (295.1 IP) – 1988
- .261 (428.1 IP) – 1990
- .264 (533.1 IP) – 2004
- .267 (569.1 IP) – 2006
- .270 (483.0 IP) – 2013
- .280 (265.2 IP) – 1989
- .283 (532.1 IP) – 2007

Fewest Walks Allowed/9 Inn. Game

- 2.31 (316.0 IP) – 1987
- 2.44 (325.0 IP) – 1980
- 2.54 (507.1 IP) – 2011
- 2.82 (354.0 IP) – 1986

- 5. 2.85 (533.1 IP) – 2004
- 6. 2.94 (440.1 IP) – 1981
- 7. 2.95 (582.0 IP) – 2001
- 8. 2.96 (592.0 IP) – 2005
- 9. 3.04 (532.1 IP) – 2007
- 10. 3.20 (458.0 IP) – 2012

Most Walks Allowed/9 Inn. Game

- 1. 4.85 (456.1 IP) – 1997
- 2. 4.79 (486.2 IP) – 1992
- 3. 4.49 (359.0 IP) – 1991
- 4. 4.41 (554.2 IP) – 2000
- 4. 4.41 (528.2 IP) – 1999
- 6. 4.24 (465.0 IP) – 1993
- 7. 4.20 (323.2 IP) – 1983
- 8. 4.13 (333.2 IP) – 1984
- 9. 4.06 (503.1 IP) – 2002
- 10. 4.05 (464.0 IP) – 1998

Most Strikeouts/9 Inn. Game

- 1. 8.62 (323.2 IP) – 1983
- 2. 8.55 (582.0 IP) – 2001
- 3. 8.28 (464.0 IP) – 1998
- 4. 7.97 (592.0 IP) – 2005
- 5. 7.71 (333.2 IP) – 1984
- 6. 7.67 (456.1 IP) – 1997
- 7. 7.65 (416.2 IP) – 1994
- 8. 7.63 (316.0 IP) – 1987
- 9. 7.61 (533.1 IP) – 2004
- 10. 7.59 (497.0 IP) – 1995

Most Wins

- 1. 48 (48-16) – 2001
- 2. 47 (47-9) – 1985
- 3. 46 (46-18) – 2006
- 4. 44 (44-13) – 1981
- 4. 44 (44-22) – 2005
- 6. 41 (41-16) – 1996
- 6. 41 (41-17) – 1995
- 8. 40 (40-23) – 1999
- 9. 37 (37-23) – 2004
- 9. 37 (37-10) – 1986

Most Losses

- 1. 35 (17-35) – 2012
- 2. 34 (26-34) – 2008
- 3. 33 (21-33) – 2013
- 3. 33 (30-33) – 2000
- 4. 31 (27-31) – 1993
- 5. 30 (29-30) – 2002
- 5. 30 (27-30) – 2011
- 5. 30 (27-30) – 2010
- 8. 29 (27-29) – 1997
- 8. 29 (29-29) – 1992
- 10. 28 (22-28) – 1990

Most Saves

- 1. 16 – 2001
- 2. 14 – 2009
- 3. 13 – 2006
- 3. 13 – 2000
- 5. 12 – 1995
- 5. 12 – 1996
- 7. 11 – 2013
- 7. 11 – 2004
- 7. 11 – 1999
- 9. 10 – 2007
- 9. 10 – 2010

Most Complete Games

- 1. 24 – 1981
- 2. 19 – 1995
- 3. 18 – 1994
- 3. 18 – 2001
- 3. 18 – 1980
- 6. 16 – 1993
- 7. 15 – 1983
- 7. 15 – 1986
- 7. 15 – 1985
- 10. 14 – 1984
- 10. 14 – 1988
- 10. 14 – 1992

Most Shutouts

- 1. 10 – 2001
- 2. 9 – 1980
- 2. 9 – 1984
- 4. 8 – 1987
- 4. 8 – 1983
- 6. 7 – 1995
- 6. 7 – 1981
- 8. 6 – 1999
- 9. 5 – 1992
- 9. 5 – 1990
- 9. 5 – 2005
- 9. 5 – 1998
- 9. 5 – 1996

Most Innings Pitched

- 1. 592.0 – 2005
- 2. 582.0 – 2001
- 3. 569.1 – 2006
- 4. 554.2 – 2000
- 5. 533.1 – 2004
- 6. 532.1 – 2007
- 7. 528.2 – 1999
- 8. 524.2 – 2009
- 9. 524.0 – 2008
- 10. 507.1 – 2011

Most Hits Allowed

- 1. 646 – 2010
- 2. 603 – 2009
- 3. 602 – 2008

- 4. 593 – 2011
- 5. 589 – 2006
- 6. 587 – 2007
- 7. 575 – 2000
- 8. 566 – 2002
- 9. 560 – 2005
- 10. 551 – 2012

Most Runs Allowed

- 1. 406 – 2010
- 2. 358 – 2008
- 3. 353 – 1992
- 4. 350 – 2002
- 5. 349 – 1999
- 6. 347 – 2009
- 7. 341 – 2000
- 8. 334 – 2006
- 9. 331 – 1993
- 10. 329 – 2011

Most Earned Runs Allowed

- 1. 352 – 2010
- 2. 309 – 2008
- 3. 302 – 2009
- 4. 300 – 2002
- 5. 288 – 1992
- 6. 282 – 2011
- 7. 278 – 2012
- 8. 274 – 1999
- 9. 267 – 2000
- 10. 266 – 2006
- 10. 266 – 2007

Most Walks Allowed

- 1. 272 – 2000
- 2. 259 – 1992
- 2. 259 – 1999
- 4. 246 – 1997
- 5. 243 – 2006
- 6. 227 – 2002
- 7. 219 – 1993
- 8. 211 – 1995
- 9. 209 – 1998
- 10. 197 – 2009

Most Strikeouts

- 1. 553 – 2001
- 2. 524 – 2005
- 3. 458 – 2006
- 4. 451 – 2004
- 5. 438 – 1999
- 6. 427 – 1998
- 7. 425 – 2000
- 8. 419 – 1995
- 9. 410 – 2007
- 10. 399 – 1996

Most Doubles Allowed

- 1. 141 – 2010
- 2. 126 – 2002
- 3. 125 – 2011
- 3. 125 – 1992
- 5. 123 – 2009
- 6. 115 – 2008
- 6. 115 – 2000
- 8. 111 – 2006
- 8. 111 – 1995
- 10. 104 – 2007
- 10. 104 – 2005
- 10. 104 – 1993

Most Triples Allowed

- 1. 23 – 1981
- 2. 19 – 2010
- 2. 19 – 2011
- 4. 18 – 2009
- 4. 18 – 2000
- 4. 18 – 2002
- 4. 18 – 1992
- 4. 18 – 1994
- 4. 18 – 2007
- 10. 17 – 2008

Most Home Runs Allowed

- 1. 60 – 2010
- 2. 54 – 1999
- 2. 54 – 2009
- 2. 54 – 1998
- 5. 53 – 2008
- 6. 52 – 1997
- 7. 46 – 2002
- 8. 45 – 2003
- 9. 44 – 2005
- 9. 44 – 2004
- 9. 44 – 1992

Most Batters Faced

- 1. 2571 – 2006
- 2. 2544 – 2005
- 3. 2384 – 2009
- 4. 2356 – 2008
- 4. 2356 – 2007
- 4. 2356 – 2010
- 7. 2314 – 2004
- 8. 2280 – 2011
- 9. 2116 – 1996
- 10. 2111 – 2012

Most At-Bats Against

- 1. 2255 – 2005
- 2. 2207 – 2006
- 3. 2074 – 2007
- 4. 2073 – 2009
- 5. 2043 – 2008
- 6. 2039 – 2010
- 7. 2025 – 2004
- 8. 2011 – 2011
- 9. 1817 – 2013
- 10.. 1812 – 2012

Most Wild Pitches

- 1. 52 – 2006
- 2. 51 – 1992
- 2. 51 – 1999
- 2. 51 – 2008
- 5. 50 – 1985
- 6. 48 – 2010
- 7. 47 – 2012
- 8. 45 – 2005
- 9. 44 – 1991
- 9. 44 – 2013
- 10. 43 – 2000


Most Hit Batters

- 1. 61 – 2010
- 2. 60 – 2009
- 3. 54 – 2012
- 4. 52 – 2006
- 5. 51 – 2000



Kevin Slowey


Winthrop
Hall of Fame
Pitchers




Bryan Link




Eagles In The Pros

1987
Jim Malseed, OF
Giants (33rd, 844)




1987
Jeff Dodig, OF
Braves (41st, 1017)




1987
Scott Goins, 2B
Giants (free agent)



1994
Carl Dale, RHP
Cardinals (2nd, 53)



1995
Bryan Link
Rangers (12th, 318)




1996
Mark Richards, RHP
Angels (12th, 355)




1996
Jeremy Keller, 3B/1B
Reds (24th, 720)



1997
Jeff Santa, LHP
Diamondbacks (47th, 1572)



1997
Dave Steffler, RHP
Blue Jays (67th, 1572)



1999
Matt Koziara
Reds (free agent)




2001
Jason Colson, RHP
Blue Jays (7th, 366)



2001
Jeremy Herauf, RHP
Tigers (Free Agent)



2002
Ben Thurmond, RHP
Cubs (24th, 723)




2003
Jeremy Plexico, LHP
Expos (19th, 567)




2005
Kevin Slowey, RHP
Twins (2nd, 73)




Eagles In The Pros



2005
Daniel Carte, OF
Rockies (2nd, 52)



2005
Chris Leroux, RHP
Marlins (7th, 216)



2005
Jon Wilson, RHP
Rangers (27th, 819)



2005
Jason Terry, LHP
Cubs (Free Agent)



2006
Alan Robbins, C
Phillies (32nd, 967)



2006
Jacob Dempsey, OF
Phillies (21st, 637)



2006
Matt Repec, SS
Rockies (27th, 798)




2007
Chris Carrara, 2B
Yankees (30th, 934)



2009
John Murrian, C
Tigers (20th, 270)



2009
Kevin Nolan, SS
Blue Jays (20th, 610)



2006
Heath Rollins, RHP/1B
Rays (11th, 319)



2011
Tyler Mizenko, RHP
Giants 28th, 319)



2013
Eric Ruth, RHP
Rays (11th, 319)



2013
Matt Pierpont, RHP
Rockies 26th, 769th)

Winthrop Eagles and Independent Baseball

Player, Graduation Year

- Tony Costantino, 1997
- Ryan Chenard, 2003
- Joe Colamaco, 1998
- Jacob Dempsey, 2008
- Rick Kobsik, 1998
- Chris Carrara, 2008
- Josh Ury, 2001
- Eddie Tisdale, 2009
- Stas Swerdzewski, 2002
- Tyler Fries, 2010
- Todd Leathers, 2002

The Winthrop Ballpark



Weight Room



Indoor Hitting Facility



Player Lounge



Practice Infield



Training Room



Dressing Room

WU